



Specifications

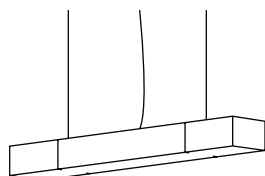
SHADE	1/16" thick 3form Varia resin. White Opal top and bottom diffuser.	DIMMING	Dimming 0-10v
LIGHTING	Solid state LED system 120v-277v input 2700k, 3000k, 3500k, 4000k options 80, 90 CRI light source options Small 14w Medium 30w Large 41w	MOUNTING	Fully adjustable stainless steel aircraft cable. Contact LightArt for lengths over 20'.
HARDWARE	Removable TGIC-free powder coated metal lid. Canopy and dress plate mounts to standard junction box (junction box provided by others). 3/64" stainless steel cables to ceiling. Power cord to canopy	CERTIFICATION	CSA approved to UL standards Declare label certified Living Building Challenge compliant Damp rated
		WARRANTY	5 year warranty on all standard components. LED system rated for operation in ambient environments up to 25°C.
		STANDARDS	250+ 3form material options (contact LightArt for custom material pricing) TGIC-free powder coat PVC-free power cord

Three Fixture Options

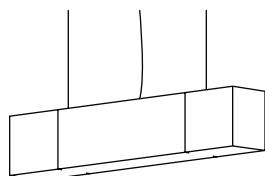
LA2 ESSENTIALS COLLECTION

SHAPES & DIMENSIONS

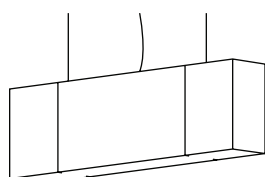
SMALL



40" L x 6" W x 4" H
10 LBS

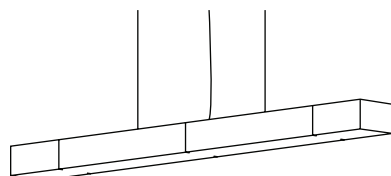


40" L x 6" W x 8" H
15 LBS

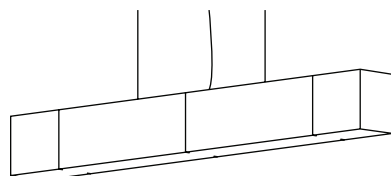


40" L x 6" W x 12" H
20 LBS

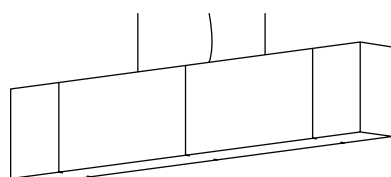
MEDIUM



62" L x 6" W x 4" H
11 LBS

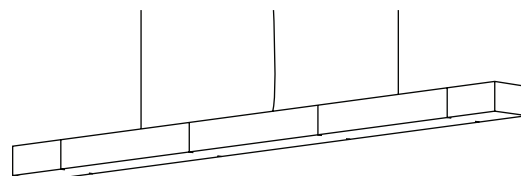


62" L x 6" W x 8" H
16 LBS

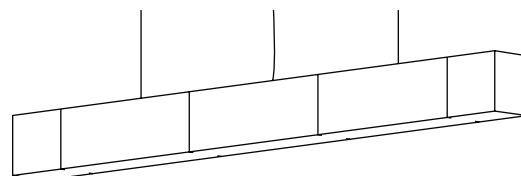


62" L x 6" W x 12" H
22 LBS

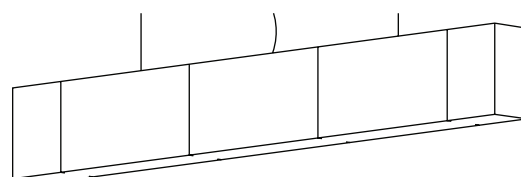
LARGE



86" L x 6" W x 4" H
12 LBS



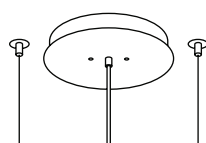
86" L x 6" W x 8" H
18 LBS



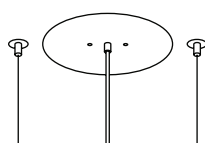
86" L x 6" W x 12" H
24 LBS

CEILING CONNECTIONS

OFFSET JUNCTION BOX

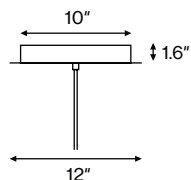


SURFACE
MOUNTED

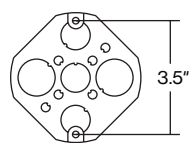


RECESSED

For recessed canopy, cut 11" dia hole and
recess j-box or mounting structure by 1.5"



4" OCTAGONAL JUNCTION BOX (BY OTHERS)




Required for powered units;
optional for unlit units

CANOPY/DRESS PLATE FINISH OPTIONS




BLACK



WHITE

SHADE COLOR OPTIONS



CINDER



SILKEN
OYSTER



GESSO



NATURAL



MIDCENTURY
ROSEWOOD



WIZARD



CRANBERRY
x2



VITAMIN C



MADE IN USA
WITH GLOBAL AND
DOMESTIC PRODUCTS

Three

Part Number Specification

LA2 ESSENTIALS COLLECTION

SPECIFICATION CODE

Example: 2 QTY LA2-ESS-THRE-40L-4H-WZ-830CK-STD-WPC-WH

<input type="text"/>	LA2-ESS-THRE	-	<input type="text"/>	-	<input type="text"/>	-	<input type="text"/>	-	<input type="text"/>	-	<input type="text"/>	-	<input type="text"/>	
QTY.			1		2		3		4		5		6	7

Complete form to order LA2 Essentials Three fixture(s). For each number, make one selection and enter in the corresponding box above.

*Indicates modified choices; additional lead times and/or costs may apply.

1 SIZE	2 HEIGHT	3 MATERIAL
<input type="checkbox"/> 40L SMALL 40" Length <input type="checkbox"/> 62L MEDIUM 62" Length <input type="checkbox"/> 86L LARGE 86" Length	<input type="checkbox"/> 4H 4" HEIGHT <input type="checkbox"/> 8H 8" HEIGHT <input type="checkbox"/> 12H 12" HEIGHT	<input type="checkbox"/> GO GESSO <input type="checkbox"/> NL NATURAL <input type="checkbox"/> CR CINDER <input type="checkbox"/> SO SILKEN OYSTER <input type="checkbox"/> CB2 CRANBERRY×2 <input type="checkbox"/> VC VITAMIN C <input type="checkbox"/> WZ WIZARD <input type="checkbox"/> MCR MIDCENTURY ROSEWOOD <input type="checkbox"/> CUST* <input checked="" type="checkbox"/> CUSTOM COLOR
4 LED CRI/CCT	5 SUSPENSION	6 CANOPY OPTIONS
<input type="checkbox"/> 830CK 80 CRI / 3000K <input type="checkbox"/> 835CK 80 CRI / 3500K <input type="checkbox"/> 840CK 80 CRI / 4000K <input type="checkbox"/> 927CK 90 CRI / 2700K <input type="checkbox"/> 930CK 90 CRI / 3000K <input type="checkbox"/> 935CK 90 CRI / 3500K	<input type="checkbox"/> STD 12" – 96" <input type="checkbox"/> EXT* 24" – 240"	<input type="checkbox"/> WPC WHITE <input type="checkbox"/> BPC BLACK <input type="checkbox"/> RWPC RECESSED WHITE <input type="checkbox"/> RBPC RECESSED BLACK
7 POWER CORD		
<input type="checkbox"/> WH WHITE <input type="checkbox"/> BK BLACK		

*Indicates modified choices; additional lead times and/or costs may apply.



MADE IN USA
WITH GLOBAL AND
DOMESTIC PRODUCTS