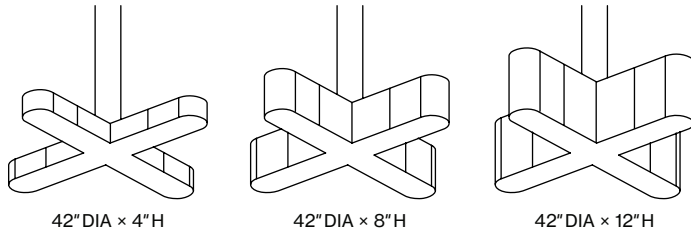




Specifications

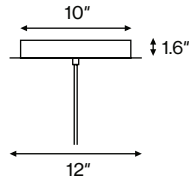
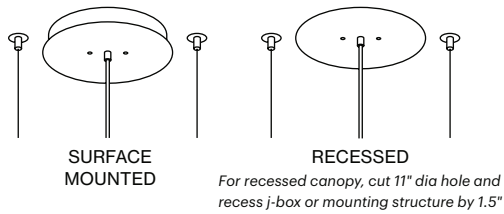
SHADE	1/16" thick 3form Varia resin. White Opal top and bottom diffuser.	DIMMING	Dimming 0–10v
LIGHTING	Solid state LED system 120v–277v input 3000k, 3500k or 4000k options 80 CRI light source 27w, 700mA LED Lumens 2131	MOUNTING	Fully adjustable stainless steel aircraft cable. Contact LightArt for lengths over 20'.
HARDWARE	Removable powder coated lid. Canopy and dress plate mounts to standard junction box (junction box provided by others). Surface mount option available. 3/64" stainless steel cables to ceiling. Power cord to canopy.	CERTIFICATION	CSA approved to UL standards Declare label certified Living Building Challenge compliant Damp rated
		WARRANTY	5 year warranty on all standard components. LED system rated for operation in ambient environments up to 25°C.
		STANDARDS	250+ 3form material options (contact LightArt for custom material pricing) TGIC-free powder coat PVC-free power cord

DIMENSIONS

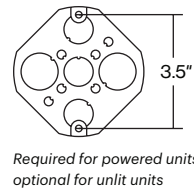


CEILING CONNECTIONS

OFFSET JUNCTION BOX



4" OCTAGONAL JUNCTION BOX (BY OTHERS)



CANOPY/DRESS PLATE FINISH OPTIONS



SHADE COLOR OPTIONS



SPECIFICATION CODE

Example: 2 QTY LA2-ESS-X-4H-WZ-830CK-STD-WPC-WH

<input type="text"/>	LA2-ESS-X-	<input type="text"/>	-	<input type="text"/>	-	<input type="text"/>	-	<input type="text"/>	-	<input type="text"/>	-	<input type="text"/>	-	<input type="text"/>
QTY.		1		2		3		4		5		6		7

Complete form to order LA2 Essentials X fixture(s). For each number, make one selection and enter in the corresponding box above.

*Indicates modified choices; additional lead times and/or costs may apply.

1 SIZE

- | | |
|------------------------------|------------|
| <input type="checkbox"/> 4H | 4" HEIGHT |
| <input type="checkbox"/> 8H | 8" HEIGHT |
| <input type="checkbox"/> 12H | 12" HEIGHT |

3 MATERIAL

- | | | | |
|------------------------------|--|--------------------------------|--|
| <input type="checkbox"/> GO | <input type="checkbox"/> GESSO | <input type="checkbox"/> VC | <input type="checkbox"/> VITAMIN C |
| <input type="checkbox"/> NL | <input type="checkbox"/> NATURAL | <input type="checkbox"/> WZ | <input type="checkbox"/> WIZARD |
| <input type="checkbox"/> CR | <input type="checkbox"/> CINDER | <input type="checkbox"/> MCR | <input type="checkbox"/> MIDCENTURY ROSEWOOD |
| <input type="checkbox"/> SO | <input type="checkbox"/> SILKEN OYSTER | <input type="checkbox"/> CUST* | <input type="checkbox"/> CUSTOM COLOR |
| <input type="checkbox"/> CB2 | <input type="checkbox"/> CRANBERRY x2 | | |

4 LED CRI/CCT

- | | |
|--------------------------------|----------------|
| <input type="checkbox"/> 830CK | 80 CRI / 3000K |
| <input type="checkbox"/> 835CK | 80 CRI / 3500K |
| <input type="checkbox"/> 840CK | 80 CRI / 4000K |

5 SUSPENSION

- | | |
|-------------------------------|------------|
| <input type="checkbox"/> STD | 12" - 96" |
| <input type="checkbox"/> EXT* | 24" - 240" |

6 CANOPY OPTIONS

- | | |
|------------------------------|-------|
| <input type="checkbox"/> WPC | WHITE |
| <input type="checkbox"/> BPC | BLACK |

7 POWER CORD

- | | |
|-----------------------------|-------|
| <input type="checkbox"/> WH | WHITE |
| <input type="checkbox"/> BK | BLACK |