



Specifications

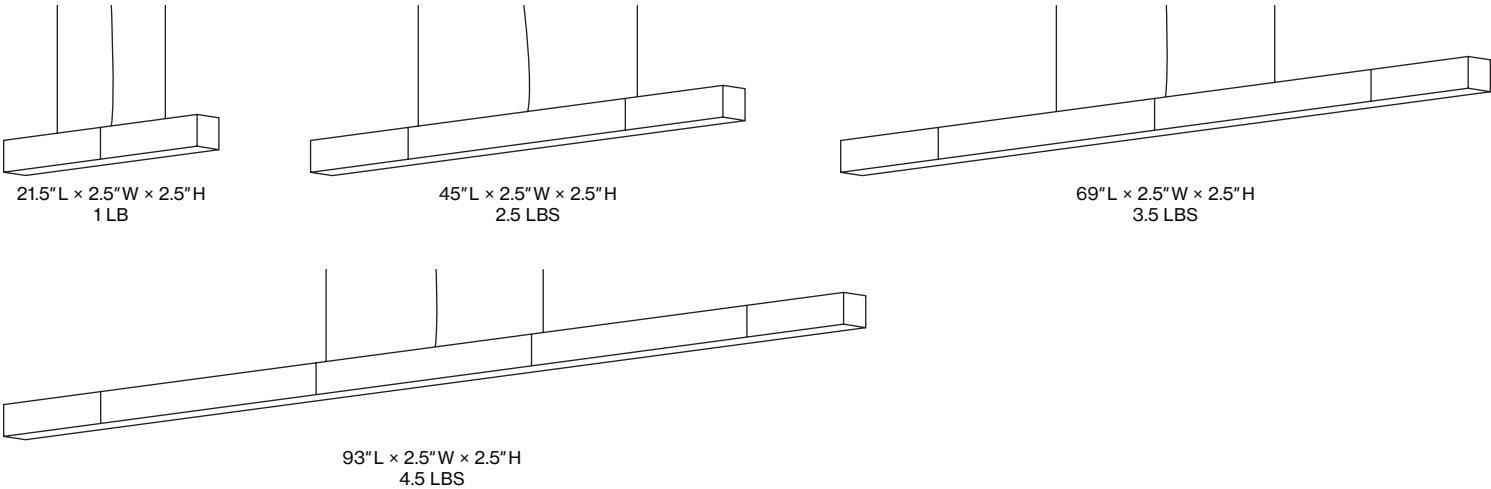
SHADE	1/16" thick 3form Varia resin. White Opal top and bottom diffuser.	DIMMING	Dimming 0-10v
LIGHTING	Solid state LED system 120v-277v input 2700k, 3000k, 3500k, 4000k options 80, 90 CRI light source options Small 13w Medium 27w Large 44w X-Large 58w	MOUNTING	Fully adjustable stainless steel aircraft cable. Contact LightArt for lengths over 20'.
HARDWARE	Removable TGIC-free powder coated metal lid. Canopy and dress plate mounts to standard junction box (junction box provided by others). 3/64" stainless steel cables to ceiling. Power cord to canopy	CERTIFICATION	CSA approved to UL standards Declare label certified Living Building Challenge compliant Damp rated
		WARRANTY	5 year warranty on all standard components. LED system rated for operation in ambient environments up to 25°C.
		STANDARDS	250+ 3form material options (contact LightArt for custom material pricing) TGIC-free powder coat PVC-free power cord

# Slim Beam

## Fixture Options

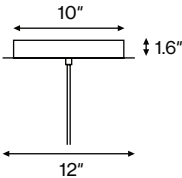
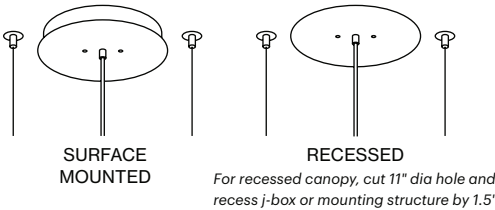
LA2 COLLECTION

### SHAPES & DIMENSIONS

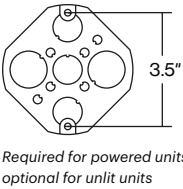


### CEILING CONNECTIONS

#### OFFSET JUNCTION BOX



#### 4" OCTAGONAL JUNCTION BOX (BY OTHERS)



#### CANOPY/DRESS PLATE FINISH OPTIONS



### SHADE COLOR OPTIONS



# Slim Beam

## Part Number Specification

LA2 COLLECTION

**SPECIFICATION CODE** Example: 2 QTY LA2-SLIM-BEAM-21.5L-WZ-830CK-STD-CCL-WPC-WH

QTY.  LA2-SLIM-BEAM-------

1 2 3 4 5 6 7

Complete form to order LA2 Slim Beam fixture(s). For each number, make one selection and enter in the corresponding box above.  
\*Indicates modified choices; additional lead times and/or costs may apply.

**1 SIZE**

<input type="checkbox"/> 21.5L	21.5" LENGTH
<input type="checkbox"/> 45L	45" LENGTH
<input type="checkbox"/> 69L	69" LENGTH
<input type="checkbox"/> 93L	93" LENGTH

**2 MATERIAL**

<input type="checkbox"/> GO	<input type="checkbox"/> GESSO
<input type="checkbox"/> NL	<input type="checkbox"/> NATURAL
<input type="checkbox"/> CR	<input type="checkbox"/> CINDER
<input type="checkbox"/> SO	<input type="checkbox"/> SILKEN OYSTER
<input type="checkbox"/> CB2	<input type="checkbox"/> CRANBERRY x2
<input type="checkbox"/> VC	<input type="checkbox"/> VITAMIN C
<input type="checkbox"/> WZ	<input type="checkbox"/> WIZARD
<input type="checkbox"/> CUST*	<input checked="" type="checkbox"/> CUSTOM COLOR*

**3 LED CRI/CCT**

<input type="checkbox"/> 827CK	80 CRI / 2700K
<input type="checkbox"/> 830CK	80 CRI / 3000K
<input type="checkbox"/> 835CK	80 CRI / 3500K
<input type="checkbox"/> 840CK	80 CRI / 4000K
<input type="checkbox"/> 927CK	90 CRI / 2700K
<input type="checkbox"/> 930CK	90 CRI / 3000K
<input type="checkbox"/> 935CK	90 CRI / 3500K

**4 SUSPENSION**

<input type="checkbox"/> STD	12" - 96"
<input type="checkbox"/> EXT*	24" - 240"

**5 CANOPY OPTIONS**

<input type="checkbox"/> CCL	CABLES TO CEILING
<input type="checkbox"/> CCN	CABLES TO CANOPY

**6 CANOPY COLOR**

<input type="checkbox"/> WPC	WHITE
<input type="checkbox"/> BPC	BLACK
<input type="checkbox"/> RWPC	RECESSED WHITE
<input type="checkbox"/> RBPC	RECESSED BLACK

**7 POWER CORD**

<input type="checkbox"/> WH	WHITE
<input type="checkbox"/> BK	BLACK

\*Indicates modified choices; additional lead times and/or costs may apply.

