



Acoustic Stratta & Baffle

Stratta

Acoustic Stratta offers a slim, 2" wide profile and high-performance lighting.





Stratta

Specify Stratta with direct or indirect lighting outputs.







Stratta Unlit

Available unlit with optional unlit
direct and indirect construction.







Stratta Details


SPECIFICATIONS	LIGHTING
<p>2" Width</p> <p>6", 12" & 16" Height options</p> <p>3' – 8' length options in 1' increments</p> <p>Connect row lengths from 3' – 200'</p> <p>PVC-free power cord</p> <p>TGIC-free powder coat</p> <p>Felt end cap standard, wood option available</p> <p>22 stock colors</p>	<p>Integrated LED light source</p> <p>Offers high lumen output and efficacy</p> <p>Standard 120-277 constant current & dimming driver</p> <p>0-10v dimming input with range 1% - 100%</p>



Baffle

Constructed entirely of felt, Acoustic Baffles are perfect for projects in need of an effective, cost-friendly, acoustic solution.







2" & 4"W, 6"H BAFFLE IN COLOR VARIETY


ACOUSTIC COLLECTION



Dimensions























STRATTA HEIGHTS & WIDTH		STRATTA & BAFFLE* LENGTHS	
6"H 1.93"W		37.5" FELT END CAP 38" WOOD END CAP	
12"H 1.93"W		49.5" L FELT END CAP 50" L WOOD END CAP	
16"H 1.93"W		61.5" L FELT END CAP 62" L WOOD END CAP	
6"H 1.93"W		73.5" L FELT END CAP 74" L WOOD END CAP	
12"H 1.93"W		85.5" L FELT END CAP 86" L WOOD END CAP	
16"H 1.93"W		97.5" L FELT END CAP 98" L WOOD END CAP	

*BAFFLE ONLY AVAILABLE WITH FELT END CAP OPTION



Sola Felt

Acoustic Collection products are made exclusively with 3form Sola Felt material. Composed of 50% post-consumer recycled content, Sola Felt is LBC Red List Free Declare Label product, eligible for LEED, Living Building Challenge, and other green certification credits.

										
ZINC	NICKEL	ARMOR	STEEL	MINERAL	CAST	NIGHTFALL	EBONY	DUNE	DRIFTWOOD	SILT
										
CITRINE	ARIES	JASPER	SAFFRON	OCHRE	MUSTARD	PLATINUM	STEELBLUE	DUSK	ADMIRAL	EMERALD

Stratta

CONSTRUCTION	Sola Felt over metal frame. Simple plug-together wiring and mechanical connectors at luminaire junctions.	ELECTRICAL	Emergency Battery—Emergency output: 10 watts for 90 minutes. Maximum Mounting height: 16.83ft. Compatible with Signify Bodine sinusoidal output emergency lighting inverters. Signify Bodine inverters allow designated lighting fixtures to serve as code-compliant emergency lighting sources during failure of normal AC power. For additional information see link: http://www.bodine.com/products/inverter.html
END CAPS	Fixture body color-matched Sola Felt standard; wood end caps optional	DRIVERS	120–277V constant current, dimming driver standard. Can be wired dimming or non-dimming. 0–10v dimming input with a range of 1%–100%. Dim-to-Off standard. Driver can be accessed from the fixture. Power factor of > .95. Total Harmonic Distortion (THD) of < 20%.
SHADES	9mm thick Sola Felt is a PET material, manufactured with 50% post-consumer recycled content. Sola Felt is a LBC Red List Free labeled product, eligible for LEED, Living Building Challenge, and other green building certification credits.	CERTIFICATION	Luminaire is CSA listed conforming to UL Standard 1598 in the U.S. and CAN/CSA C22.2 No. 250.0 in Canada. In accordance with NEC Code 410.73 (G), this luminaire contains an internal driver disconnect. Damp Location Rated. All electronic components are RoHS compliant, and the mechanical components of the luminaire have been verified to meet RoHS Directive 2002/95/EC. UL listed.
MOUNTING	Adjustable stainless steel aircraft cable, contact studio for lengths over 20'.	WARRANTY	5 year warranty on all standard components.
LUMEN MAINTENANCE	L70: >50,000 hours L80: >36,000 hours L90: >34,000 hours	CARE	The best way to remove airborne debris and dust from shades is to periodically vacuum. A Swiffer sheet or feathered duster can also be used for light dusting. To treat liquid stains, remove spills immediately with a clean damp cotton cloth or with detergent soap and warm water. Carpet and fabric cleaners can usually be used. Always test an inconspicuous area before applying cleaners to the actual stain.
DIFFUSION	Indirect Lighting: Snap-in diffuser with split diffusion optics creating a batwing optical distribution. Provides uniform distribution of light with a reduction in center beam intensity. Direct Lighting: Micro-structure diffusion materials providing glare control.		
LIGHTING	Integrated LED light source offering high lumen output and efficacy. Color consistency of 3 SDCM. See additional information summarizing lumen distribution, wattage, and efficacy on following pages.		

Baffle

SHADES	9mm thick PET felt manufactured with 50% post-consumer recycled content. Contact your local sales rep for material samples.	WARRANTY	5 year warranty on all standard components.
MOUNTING	12"– 96" fully adjustable stainless steel aircraft cable, contact studio for additional lengths up to 20'.	CARE	To remove airborne debris and dust from shades periodically vacuum and/or use Swiffer sheet or feathered duster for light dusting. To treat liquid stains, remove spills immediately with a clean damp cotton cloth or with detergent soap and warm water. Carpet and fabric cleaners can usually be used. Always test an inconspicuous area before applying cleaners to the actual stain.
CERTIFICATION	Sola Felt has been independently tested and meets the criteria for approved interior finishes as described in the 2018 International Building Code®. See 3form Sola Felt spec sheet for more information.		