

PRODUCT INFORMATION PACKET

Model No: 056B17DRR70009A1
Catalog No: S036A
3/4,1725,DP,56,1,60,115/208-230
Open Drip Proof (ODP)



Regal and Marathon are trademarks of Regal Beloit Corporation or one of its affiliated companies.

©2018 Regal Beloit Corporation, All Rights Reserved. MC017097E



Nameplate Specifications

Output HP	0.75 Hp	Output KW	0.56 kW
Frequency	60 Hz	Voltage	115/208-230 V
Current	6.6/3.5-3.3 A	Speed	1725 rpm
Service Factor	1.25	Phase	1
Efficiency	81.8 %	Duty	Continuous
Insulation Class	B	Design Code	N
KVA Code	L	Frame	56
Enclosure	Drip Proof	Overload Protector	Manual
Ambient Temperature	40 °C	Drive End Bearing Size	6203
Opp Drive End Bearing Size	6203	UL	Recognized
CSA	Y	CE	Y
IP Code	22		

Technical Specifications

Electrical Type	Capacitor Start Capacitor Run	Starting Method	Across The Line
Poles	4	Rotation	Selective Counterclockwise
Mounting	Rigid base	Motor Orientation	Horizontal
Drive End Bearing	Ball	Opp Drive End Bearing	Ball
Frame Material	Rolled Steel	Shaft Type	NEMA 56
Overall Length	12.49 in	Shaft Diameter	0.625 in
Shaft Extension	1.88 in	Assembly/Box Mounting	F1 Only
Outline Drawing	OL56100188-001	Connection Diagram	CDBD101

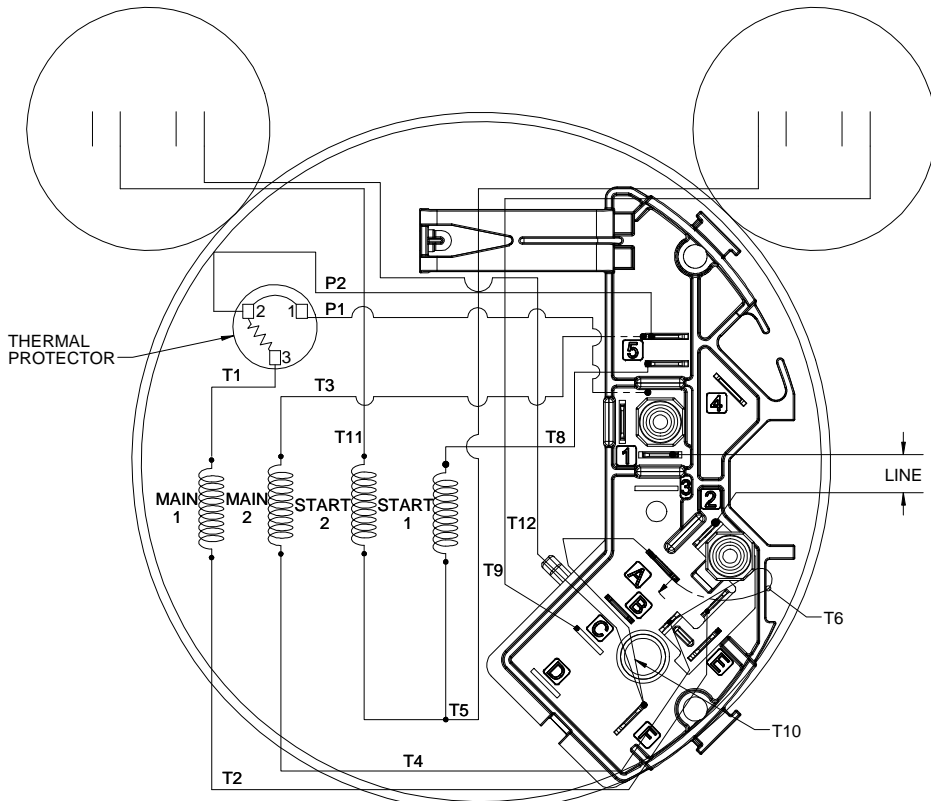
This is an uncontrolled document once printed or downloaded and is subject to change without notice. Date Created: 06/29/2018

B

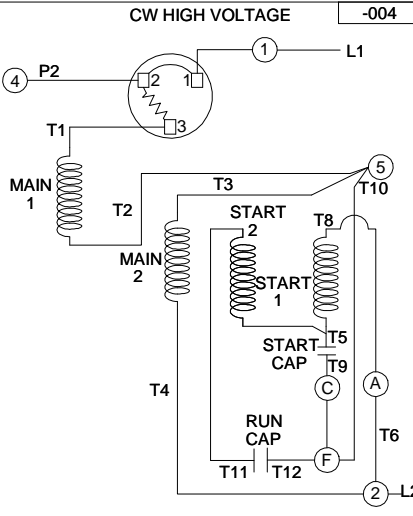
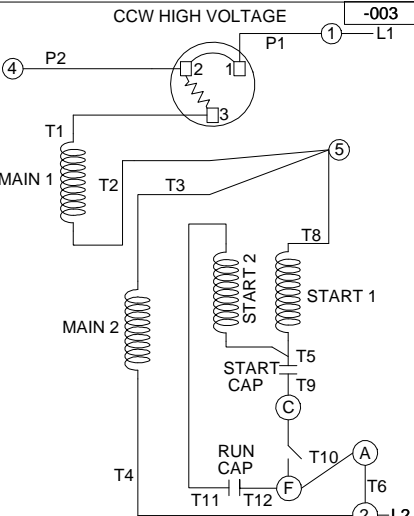
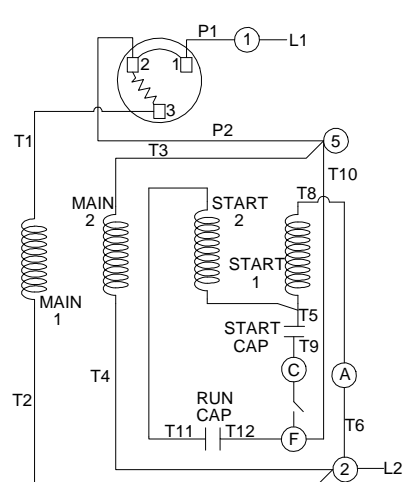
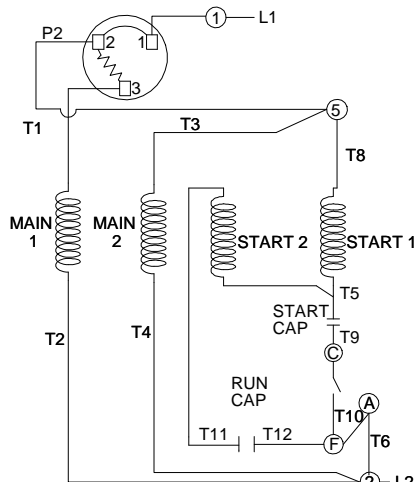
B

A

A



CCW/CW ROTATION-CAP START AND CAP RUN DUAL VOLTAGE WITH PROTECTOR



NOTES:

1. FOR HI VOLTAGE REMOVE P2 FROM TERMINAL #5 AND PLACE ON TERMINAL #4, REMOVE T2 FROM TERMINAL #2 AND PLACE ON TERMINAL #5
2. TO REVERSE ROTATION, INTERCHANGE T8 & T10.
3. SWITCH REF. 10003283-001-001
4. CONN DIAGRAM-NAMEPLATE DD10025

DRAWING REVISION B	REVISION BY J.CORTEZ	DATE 07-24-2017
ECO ECO-0127749	APPROVED BY C.ARREOLA	DATE 07-24-2017
ECO DESCRIPTION UPDATED DWG TO CHANGE MOTOR ROTATION.		
<small>COPYRIGHT REGAL BELOIT AMERICA, INC. ALL RIGHTS RESERVED. PROPRIETARY AND CONFIDENTIAL INFORMATION - THIS DOCUMENT IS THE PROPERTY OF REGAL BELOIT AMERICA, INC. ("OWNER") AND CONTAINS OWNER'S PROPRIETARY INFORMATION. ANY PERSON, CORPORATION OR OTHER FIRM RECEIVING IT IS DEEMED, BY RECEIVING IT, TO AGREE THAT IT, AND/OR ANY PART OF IT, SHALL NOT BE DISCLOSED TO ANY PERSON, CORPORATION OR OTHER ENTITY, DUPLICATED, AND/OR USED, EXCEPT AS EXPRESSLY APPROVED IN WRITING IN ADVANCE BY OWNER. THIS DOCUMENT SHALL BE RETURNED TO OWNER UPON REQUEST. IT MAY BE SUBJECT TO CERTAIN RESTRICTIONS UNDER APPLICABLE EXPORT CONTROL LAWS AND REGULATIONS.</small>		

TOLERANCES UNLESS OTHERWISE SPECIFIED:			
DEL.	INCH	mm	ANGLE
.X	+0.1	[+2.5]	±0.5°
.XX	+0.01	[+0.25]	
.XXX	+0.005	[+0.127]	
.XXXX	+0.0005	[+0.0127]	
REMOVE BURRS & BREAK SHARP EDGES: .003/.015 [0.076/3.81] CORNER FILLETS: .02 [51] MACHINED SURFACES: 125/3.2 INCH/mm			
mm SHOWN IN [BRACKETS]			

DRAWN BY G. RODRIGUEZ	DATE 10-10-2016
APPROVED BY R. VALENZUELA	DATE 10-10-2016
REFERENCE CDCD102	THIRD ANGLE PROJECTION

Regal Beloit America, Inc.	
DESCRIPTION CONN DIAGRAM-EXTERNAL	
MATERIAL	PROCESS/FINISH
SIZE B	DRAWING NUMBER CDBD101
	SHEET 1 OF 1

CERTIFICATION DATA SHEET

Model#: 56B17DRR70009A1 A **WINDING#:** NB56461 NONE 3
CONN. DIAGRAM: CDBD101 **ASSEMBLY:** F1 ONLY
OUTLINE: OL56100188-001

TYPICAL MOTOR PERFORMANCE DATA

HP	KW	SYNC. RPM	F.L. RPM	FRAME	ENCLOSURE	KVA CODE	DESIGN
3/4	.56	1800	1725	56	DP	L	N

PH	Hz	VOLTS	FL AMPS	START TYPE	DUTY	INSL	S.F	AMB°C	ELEVATION
1	60	115/230	6.6/3.5-3.3	ACROSS THE LINE	CONTINUOUS	B3	1.25	40	3300

FULL LOAD EFF: 81.8	3/4 LOAD EFF: -	1/2 LOAD EFF: 82.3	GTD. EFF	ELEC. TYPE	NO LOAD AMPS
FULL LOAD PF: 64.0	3/4 LOAD PF: -	1/2 LOAD PF: 88.5	78.5	CAP START CAP RUN	2.7 / 1.3

F.L. TORQUE	LOCKED ROTOR AMPS	L.R. TORQUE	B.D. TORQUE	F.L. RISE°C
2.28 LB-FT	63 / 31.5	8.61 LB-FT 503.28	7.24 LB-FT 423.3	70

SOUND PRESSURE @ 3 FT.	SOUND POWER	ROTOR WK^2	MAX. WK^2	SAFE STALL TIME	STARTS /HOUR	APPROX. MOTOR WGT
0 dBA	10 dBA	0 LB-FT^2	0 LB-FT^2	0 SEC.	0	0 LBS.

***** SUPPLEMENTAL INFORMATION *****

DE BRACKET TYPE	ODE BRACKET TYPE	MOUNT TYPE	ORIENTATION	SEVERE DUTY	HAZARDOUS LOCATION	DRIP COVER	SCREENS	PAINT
STANDARD	STANDARD	RIGID	HORIZONTAL	FALSE	NONE	FALSE	NONE	GRAY (POWDER)

BEARINGS		GREASE	SHAFT TYPE	SPECIAL DE	SPECIAL ODE	SHAFT MATERIAL	FRAME MATERIAL
DE	OPE						
BALL	BALL	POLYREX EM	STANDARD 56	NONE	NONE	AISI 1215 (MS1000)	ROLLED STEEL
6203	6203						

THERMO-PROTECTORS				THERMISTORS	CONTROL	SPACE /n HEATERS
THERMOSTATS	PROTECTORS	WDG RTDs	BRG RTDs			
NONE	MANUAL	NONE	NONE	NONE	FALSE	NONE VOLTS

If Inverter equals NONE, contact factory for further information

INVERTER TORQUE: NONE
INV. HP SPEED RANGE: NONE
ENCODER: NONE
NONE NONE
NONE NONE PPR
BRAKE: NONE NONE
NONE P/N NONE
NONE NONE
NONE FT-LB NONE V NONE Hz

*
N
O
T
E
S
*

DATE: 06/27/2017 05:46:40 AM
 FORM 3531 REV.3 02/07/99
 ** Subject to change without notice.