

# PRODUCT INFORMATION PACKET

Model No: 056T17DRR70023A1  
Catalog No: G908A  
3/4,1725,DP,56,3,60-50,208-230/460&190/380  
Open Drip Proof (ODP)



Regal and Marathon are trademarks of Regal Beloit Corporation or one of its affiliated companies.

©2018 Regal Beloit Corporation, All Rights Reserved. MC017097E

### Nameplate Specifications

Output HP	<b>0.75 Hp</b>	Output KW	<b>0.56 kW</b>
Frequency	<b>60 Hz</b>	Voltage	<b>208-230/460 V</b>
Current	<b>2.6-2.6/1.3 A</b>	Speed	<b>1725 rpm</b>
Service Factor	<b>1.25</b>	Phase	<b>3</b>
Efficiency	<b>81.1 %</b>	Duty	<b>Continuous</b>
Insulation Class	<b>B</b>	Design Code	<b>B</b>
KVA Code	<b>N</b>	Frame	<b>56</b>
Enclosure	<b>Drip Proof</b>	Overload Protector	<b>Automatic</b>
Ambient Temperature	<b>40 °C</b>	Drive End Bearing Size	<b>6205</b>
Opp Drive End Bearing Size	<b>6203</b>	UL	<b>Recognized</b>
CSA	<b>Y</b>	CE	<b>Y</b>
IP Code	<b>22</b>		

### Technical Specifications

Electrical Type	<b>Squirrel Cage Induction Run</b>	Starting Method	<b>Across The Line</b>
Poles	<b>4</b>	Rotation	<b>Reversible</b>
Mounting	<b>Rigid base</b>	Motor Orientation	<b>Horizontal</b>
Drive End Bearing	<b>Ball</b>	Opp Drive End Bearing	<b>Ball</b>
Frame Material	<b>Rolled Steel</b>	Shaft Type	<b>NEMA 56</b>
Overall Length	<b>12.49 in</b>	Shaft Diameter	<b>0.625 in</b>
Shaft Extension	<b>1.88 in</b>	Assembly/Box Mounting	<b>F1 Only</b>
Outline Drawing	<b>OL56100205-001</b>	Connection Diagram	<b>CDTD102</b>

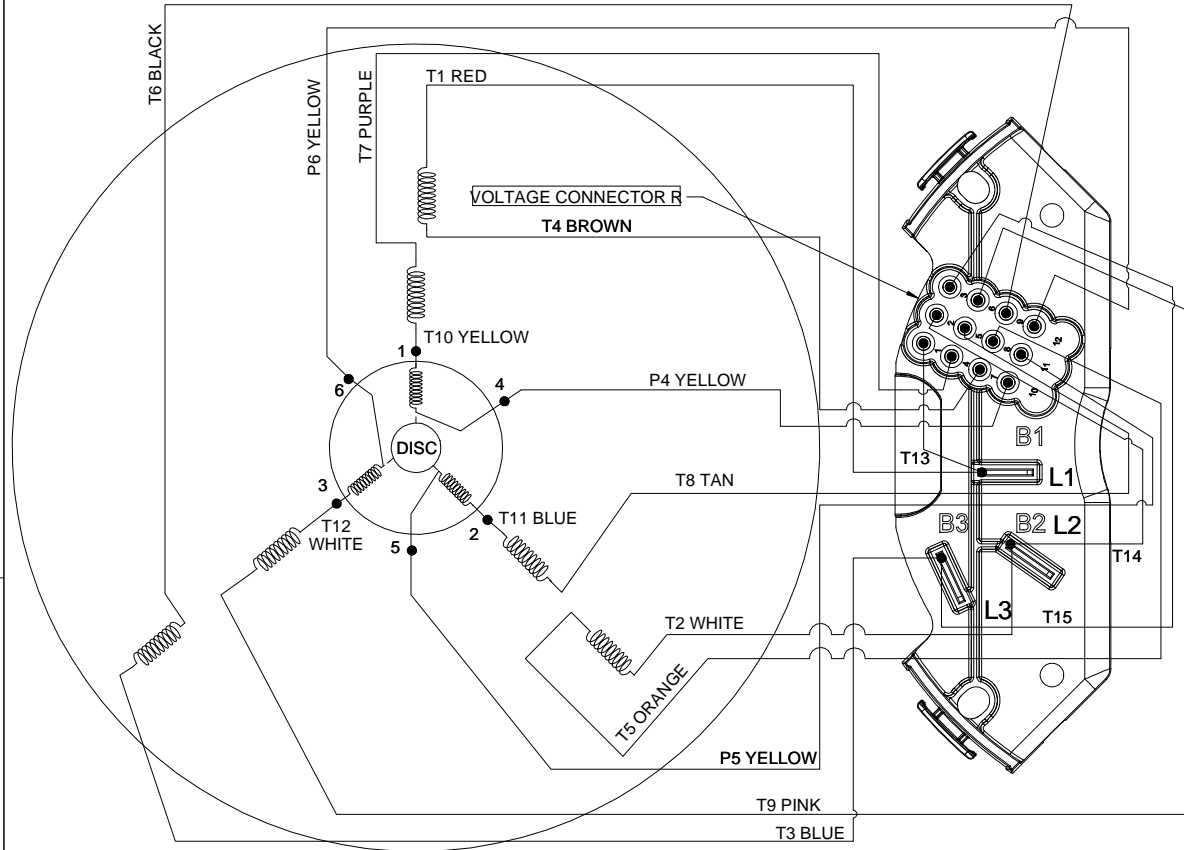
This is an uncontrolled document once printed or downloaded and is subject to change without notice. Date Created: 06/29/2018

B

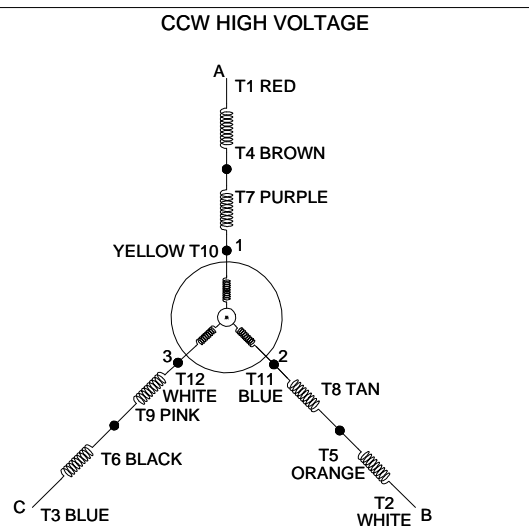
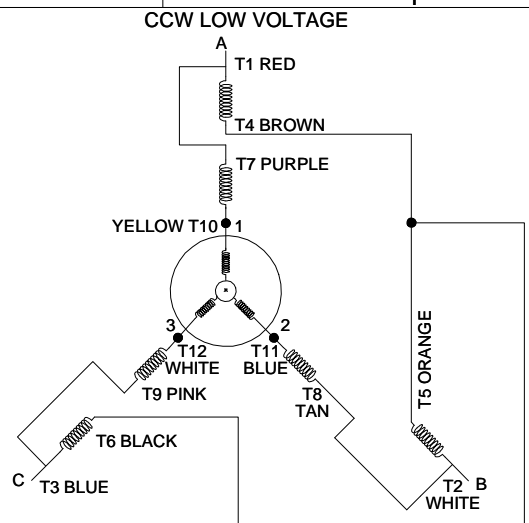
B

A

A



- NOTES:**
1. TO REVERSE ROTATION, INTERCHANGE ANY TWO LINE CONNECTIONS TO L1, L2, OR L3.
  2. REF. TERMINAL BOARD 10000085-001-001.
  3. CONNECTION-DIAGRAM NAMEPLATE DD10027-001.



DRAWING REVISION A	REVISION BY G. RODRIGUEZ	DATE 07-12-2016
ECO ECO-0142249	APPROVED BY R. VALENZUELA	DATE 07-12-2016
ECO DESCRIPTION NEW RELEASE		
<small>COPYRIGHT REGAL BELOIT AMERICA, INC. ALL RIGHTS RESERVED.          PROPRIETARY AND CONFIDENTIAL INFORMATION - THIS DOCUMENT IS THE PROPERTY OF          REGAL BELOIT AMERICA, INC. ("OWNER") AND CONTAINS OWNER'S PROPRIETARY          INFORMATION. ANY PERSON, CORPORATION OR OTHER FIRM RECEIVING IT IS DEEMED,          BY RECEIVING IT, TO AGREE THAT IT, AND/OR ANY PART OF IT, SHALL NOT BE DISCLOSED          TO ANY PERSON, CORPORATION OR OTHER ENTITY, DUPLICATED, AND/OR USED, EXCEPT          AS EXPRESSLY APPROVED IN WRITING IN ADVANCE BY OWNER. THIS DOCUMENT SHALL          BE RETURNED TO OWNER UPON REQUEST. IT MAY BE SUBJECT TO CERTAIN          RESTRICTIONS UNDER APPLICABLE EXPORT CONTROL LAWS AND REGULATIONS.</small>		

TOLERANCES UNLESS OTHERWISE SPECIFIED:		DRAWN BY G. RODRIGUEZ	DATE 07-12-2016	DESCRIPTION <b>CONN DIAGRAM-EXTERNAL</b>
DEC.	INCH			
.X	±0.1	[+2.5]		
.XX	±0.01	[+0.25]		
.XXX	±0.005	[+0.127]		
.XXXX	±0.0005	[±0.0127]		
REMOVE BURRS & BREAK SHARP EDGES: .003/.015 [076/.381] X 45°		APPROVED BY R. VALENZUELA	DATE 07-12-2016	
CORNER FILLETS: R.02 [51]		REFERENCE 52A110547		
MACHINED SURFACES: 125/3.2 INCH/mm		THIRD ANGLE PROJECTION	SIZE B	DRAWING NUMBER CDTD102

DRAWN BY G. RODRIGUEZ		DATE 07-12-2016		Regal Beloit America, Inc.
APPROVED BY R. VALENZUELA		DATE 07-12-2016		
MATERIAL		PROCESS/FINISH		
THIRD ANGLE PROJECTION		DRAWING NUMBER CDTD102		SHEET 1 OF 1

**CERTIFICATION DATA SHEET**

**Model#:** 56T17DRR70023A1 A      **WINDING#:** NT56469 NONE 3  
**CONN. DIAGRAM:** CDTD102      **ASSEMBLY:** F1 ONLY  
**OUTLINE:** OL56100205-001

**TYPICAL MOTOR PERFORMANCE DATA**

HP	KW	SYNC. RPM	F.L. RPM	FRAME	ENCLOSURE	KVA CODE	DESIGN
3/4&1/2	0.56&0.37	1800	1725&1425	56	DP	N	B

PH	Hz	VOLTS	FL AMPS	START TYPE	DUTY	INSL	S.F	AMB°C	ELEVATION
3	60/50	208- 230/460#190/ 380	2.6- 2.6/1.3&2.2/1. 1	ACROSS THE LINE	CONTINUOU S	B3	1.25/1.25	40	3300

FULL LOAD EFF: 81.1&82.5	3/4 LOAD EFF: 81.5	1/2 LOAD EFF: 76.8	GTD. EFF	ELEC. TYPE	NO LOAD AMPS
FULL LOAD PF: 67&61.3	3/4 LOAD PF: 58.6	1/2 LOAD PF: 46.6	72	SQ CAGE IND RUN	1.8 / .9

F.L. TORQUE	LOCKED ROTOR AMPS	L.R. TORQUE	B.D. TORQUE	F.L. RISE°C
2.28 LB-FT	22.6 / 11.3	9.31 LB-FT 408.49	12.47 LB-FT 546.87	28

SOUND PRESSURE @ 3 FT.	SOUND POWER	ROTOR WK^2	MAX. WK^2	SAFE STALL TIME	STARTS /HOUR	APPROX. MOTOR WGT
62 dBA	72 dBA	0.07 LB-FT^2	5 LB-FT^2	12 SEC.	2	25 LBS.

**\*\*\* SUPPLEMENTAL INFORMATION \*\*\***

DE BRACKET TYPE	ODE BRACKET TYPE	MOUNT TYPE	ORIENTATION	SEVERE DUTY	HAZARDOUS LOCATION	DRIP COVER	SCREENS	PAINT
STANDARD	STANDARD	RIGID	HORIZONTAL	FALSE	NONE	FALSE	NONE	GRAY (POWDER)

BEARINGS		GREASE	SHAFT TYPE	SPECIAL DE	SPECIAL ODE	SHAFT MATERIAL	FRAME MATERIAL
DE	OPE						
BALL	BALL	POLYREX EM	STANDARD 56	NONE	NONE	AISI 1215 (MS1000)	ROLLED STEEL
6205	6203						

THERMO-PROTECTORS				THERMISTORS	CONTROL	SPACE /n HEATERS
THERMOSTATS	PROTECTORS	WDG RTDs	BRG RTDs			
NONE	AUTOMATIC	NONE	NONE	NONE	FALSE	NONE VOLTS

If Inverter equals NONE, contact factory for further information

INVERTER TORQUE: NONE
INV. HP SPEED RANGE: NONE
ENCODER: NONE
NONE NONE
NONE NONE PPR
BRAKE: NONE NONE
NONE P/N NONE
NONE NONE
NONE FT-LB NONE V NONE Hz

\*  
N  
O  
T  
E  
S  
\*

DATE: 06/28/2017 06:57:01 AM  
FORM 3531 REV.3 02/07/99

\*\* Subject to change without notice.



Submital

Data @ 460 V

Date: 8/22/2017  
 Customer: VINAYAK VERATE  
 Attention: VINAYAK VERATE  
 Submitted by:

Motor Load Data

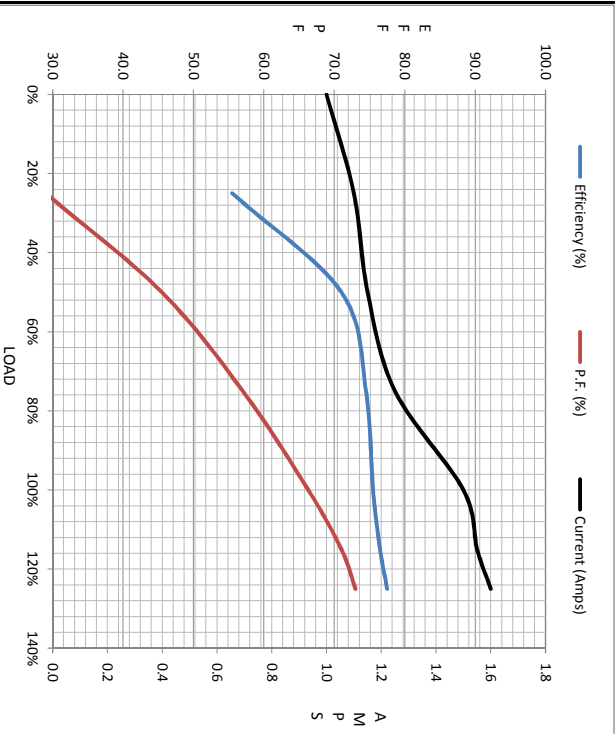
Load	0%	25%	50%	75%	100%	115%	125%	LR
Current (Amps)	1.00	1.10	1.15	1.25	1.50	1.55	1.60	9.8
Torque (ft-lb)	0.00	0.52	1.10	1.70	2.28	2.60	2.80	8.2
RPM	1800	1785	1770	1750	1725	1,722	1720	0
Efficiency (%)		55.5	71.0	74.5	75.5	76.5	77.5	
P.F. (%)	11.5	29.0	45.5	57.0	66.3	71.0	73.0	75.0

Motor Speed Data

	LR	Pull-Up	BD	Rated	Idle
Speed (RPM)	0	750	1230	1725	1800
Current (Amps)	9.8	8.4	6.0	1.50	1.00
Torque (ft-lb)	8.2	7.4	10.0	2.28	0.00

Information Block

HP	0.8			
Sync. RPM	1800			
Frame	56			
Enclosure	DP			
Construction	TDR			
Voltage	208-230/460#190/380 V			
Frequency	60 Hz			
Design	B			
LR Code letter	L			
Service Factor	1.15			
Temp Rise @ FL	45 °C			
Duty	CONT			
Ambient	40 °C			
Elevation	1,000 feet			
Rotor/Shaft wkt	0.07 Lb-Ft²			
Rel Wdg	N156469 NONE			
Sound Pressure @ 1M	62 dBA			
VFD Rating	NONE			
Outline Dwg	QL56100205-001			
Conn. Diag	CDTD102			
Additional Specifications:				
0				
R1	R2	X1	X2	Xm
0.0000	0.0000	0.0000	0.0000	0.0000



Speed -Torque Curve

