

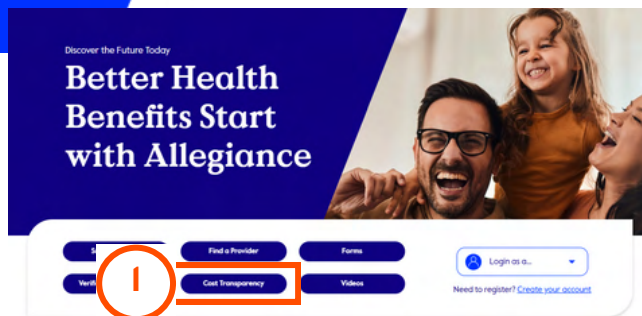
ClearCost

Find providers and estimate costs with the ClearCost online tool

AllegianceSM
by Cigna Healthcare

This is a general overview of the ClearCost online tool. Follow the steps below to search for in-network providers, facilities, and pricing for healthcare services in your area.

Please note that the pricing displayed is for demonstrative purposes only and may not reflect the specific details for your health plan.

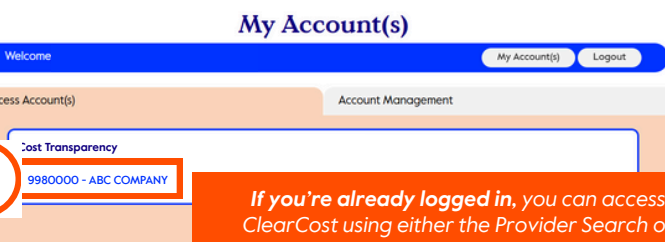
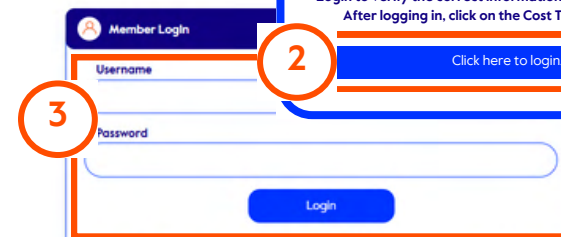
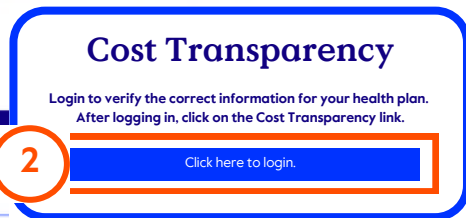


1 Go to www.AskAllegiance.com and select the **Cost Transparency** button.

2 On the Cost Transparency pop-up, select **Click Here to Login**.

3 Enter your username and password to login to your Allegiance member account.

4 After logging in, click on the link in the **Cost Transparency** section. You will be redirected to the ClearCost website.

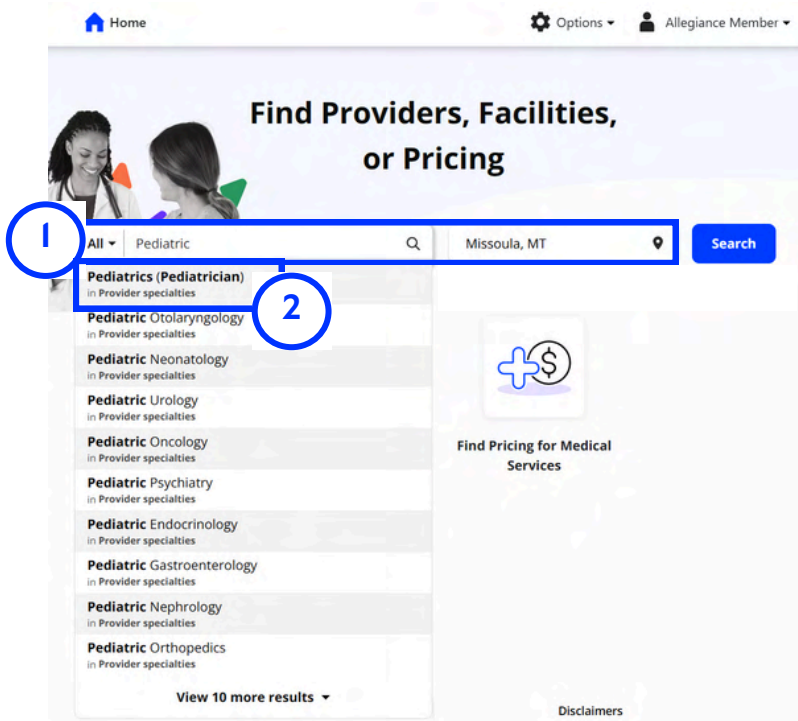


If you're already logged in, you can access ClearCost using either the Provider Search or Cost Transparency links within the member portal

How to Search for a Provider with the Search Bar

1 Set your location, then type the name of a provider, a facility, or a specialty into the search bar.

2 Choose the most appropriate option from the results from the drop down menu.



ClearCost Instructions

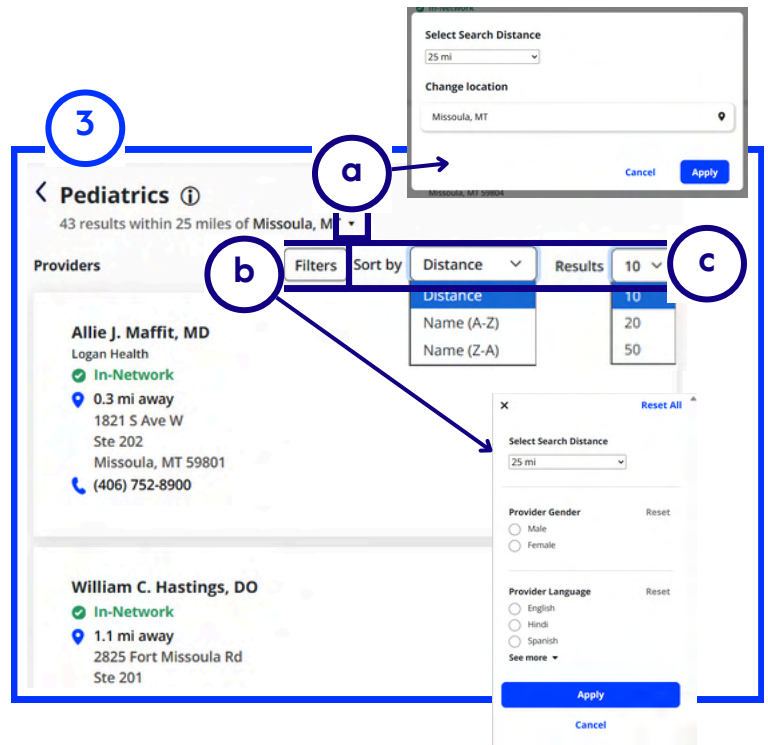
continued

3 Results will be displayed within a 25 mile radius by default.

a Select the drop down arrow next to your current search area to adjust the location or radius of your results. Select **Apply**.

b Apply filters like search distance, provider gender, and provider language with the **Filters** button. Select **Apply**.

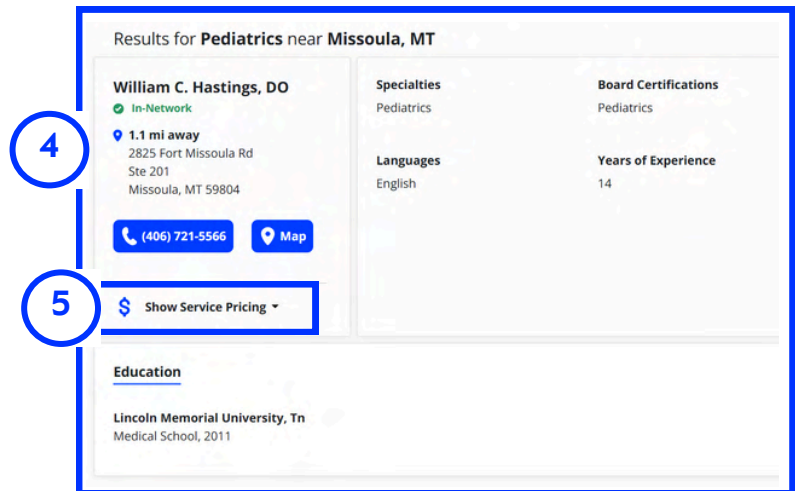
c Sort results by distance or name or change how many results appear on the page with the **Sort by** and **Results** drop down menus.



4 Select the provider's card to learn more about that provider such as their address, phone number, and a map to review directions to their location. If available, information may also include the provider's certifications, years of experience, and education.

5 Select **Show Service Pricing** to review cost estimates for services on record.

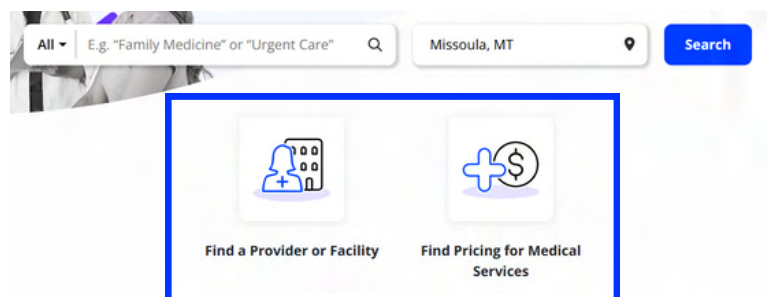
Not all services provided by this provider or facility may be listed. See the next page of this document for more information on the Service Pricing and Price Estimates.



How to Search for a Provider with the Category Buttons

Select the **Find a Provider or Facility** button. Follow the prompts to help guide your search.

Results will be displayed within a 25 mile radius by default. Filter your results as described above in [steps 3-5](#).



ClearCost Instructions

continued

How to Search for Service Pricing with the Search Bar

1 Set your location, then type the name of a service into the search bar. For this example, we will use “Office Visit.”

2 Choose the most appropriate option from the drop down menu, then follow the prompts to narrow your search.

If you are unsure how long a visit may be, choose the option noted as “most common.”

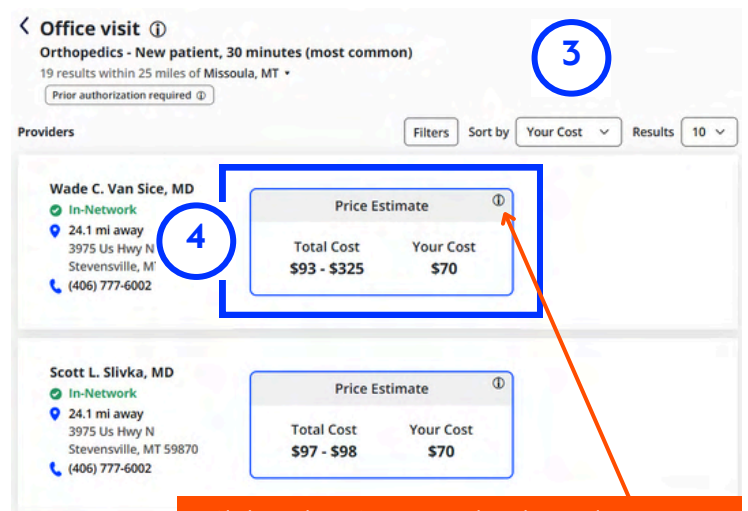
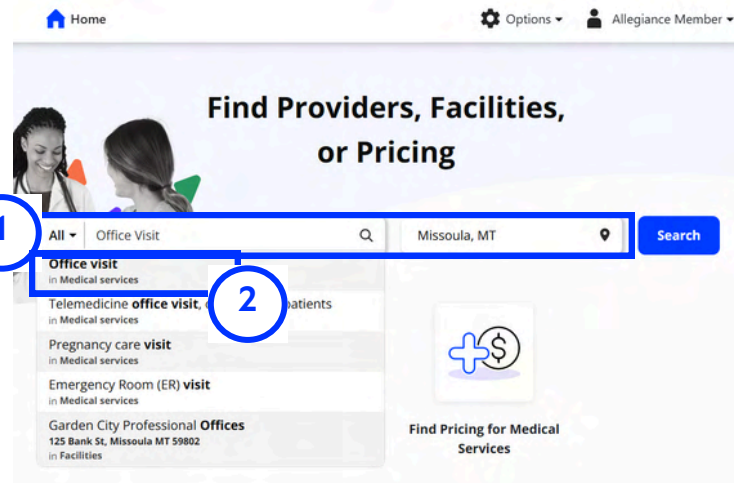
3 Results will be displayed within a 25 mile radius by default. Filter your results as described in [steps 3-5 on the previous page](#). In addition to sorting by distance and name, you may also sort by **Your Cost**.

4 On the results page, you’ll notice two main costs in the **Price Estimate** box.

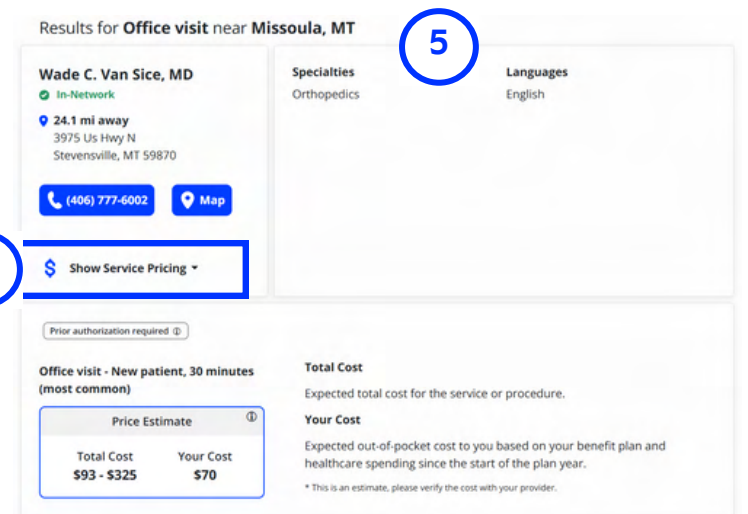
- The **Total Cost** is the expected total cost for the service or procedure.
- The **Your Cost** is the expected out-of-pocket cost based on your health plan details and healthcare spending.

5 Select the provider’s card to learn more about that provider such as their address, phone number, and a map to review directions to their location. If available, information may also include the provider’s certifications, years of experience, and education.

6 Select **Show Service Pricing** to review cost estimates for services other than the service you searched for.



Click on the informational tool tip to learn more about the differences of these two estimates.



ClearCost Instructions

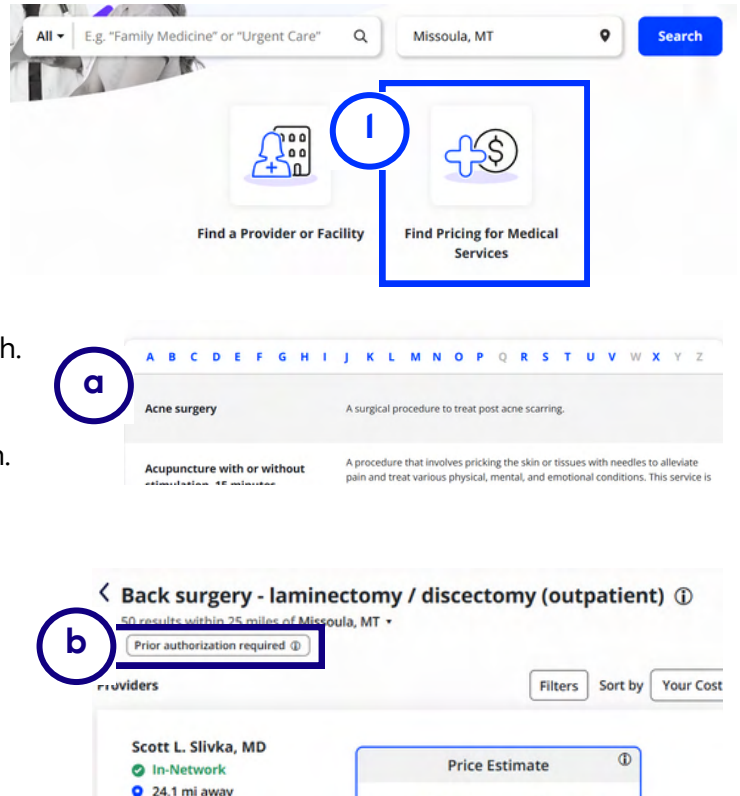
continued

How to Search for Service Pricing with the Category Buttons

1 Select the **Find Pricing for Medical Services** button. Follow the prompts to narrow your search.

a Use the alphabet at the top of the page or scroll through the results to find your selection.

b Please note the Prior Authorization Required tag near the top of the results page. Prior authorization may be required for this service. The list of services requiring prior authorization is based on the details of your health plan.

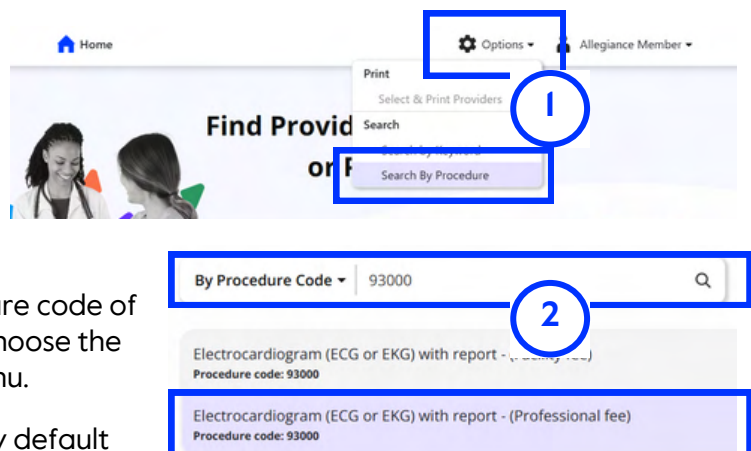


How to Search for Service Pricing by Procedure Code

1 From the ClearCost homepage, select **Options**, then **Search by Procedure**.

2 For this example, we'll use an EKG with a procedure code of 93000. Type the code into the search bar and choose the most appropriate result from the drop down menu.

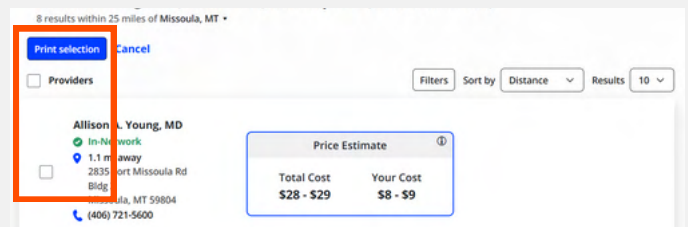
Results will be displayed within a 25 mile radius by default based on the details of your health plan. Filter your results as described in [steps 3-5 on page 2 of this guide](#).



To print any of your search results, select **Options**, then **Select & Print Providers**.

Select the checkbox next to the results you would like printed, then click **Print Selection**.

You may now print or save as a PDF.



Allegiance
by Cigna Healthcare