
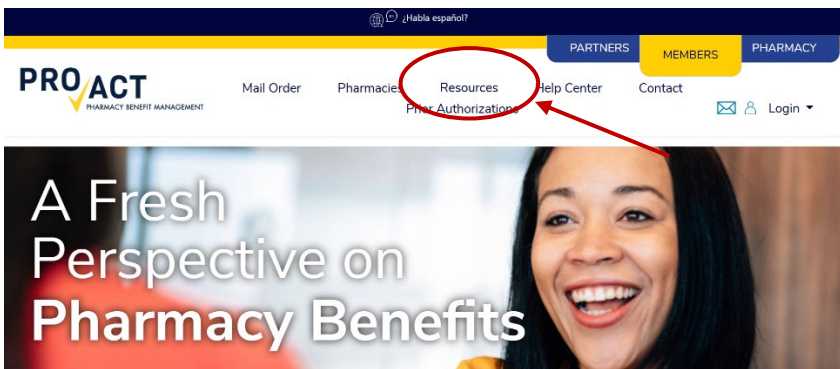


ProAct Formulary Instructions

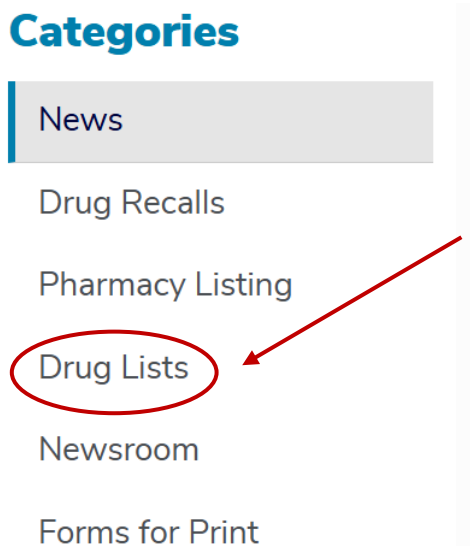
1. Sign in to proactrx.com



2. Click Resources



3. On Categories on the right of the page, choose Drug Lists.



4. Under the Advantage menu, you have a few options depending on your needs.

- Choose Covered Drug Search if you are looking for details on a specific drug.
 - Choose the Advantage Formulary or Advantage Tiered Formulary to review a list of drugs and their associated tiers.
- Advantage**

 - [Covered Drug Search](#)
 - [January 2026 Advantage Formulary](#) ↓
 - [January 2026 Advantage Tiered Formulary](#) ↓
 - [January 2026 Abbreviated Advantage Formulary](#) ↓
 - [January 2026 Advantage Tiered](#)
-

Note: MMIA follows ProAct’s Advantage formulary, so these lists will align with your coverage. You will also see a Core menu on this page; those lists can be ignored.

5. If using the Covered Drug Search option, scroll down, and in the Drug Name search box, enter the drug name and click Check Coverage. Spelling is important here! If the drug is slightly misspelled, it may not appear in the search results.

Drug Name

CHECK COVERAGE

A few notes to keep in mind as you use these tools:

- If a drug does not show in the search results or on the formulary list, it likely is not covered. Always check for generic alternatives as these will likely be a lower cost to you as well!
- The formulary lists are updated twice a year. Be sure to check the updated lists to ensure your drug is still on the list. Tier 1 drugs are considered Brand Formulary. Tier 2 are Brand Non-Formulary. Consult your medical plan summary to determine how each tier is paid based on your benefits.

Generic	\$4 Retail (30 Day)	\$8 Mail Order (90 Day)
Brand Formulary	\$20 Retail (30 Day)	\$40 Mail Order (90 Day)
Brand Non-Formulary	\$50 Retail (30 Day)	\$100 Mail Order (90 Day)