

EQUIPMENT & FACILITIES MAINTENANCE BUILDING

PORT OF TACOMA

PORT OF TACOMA COMMISSION, P.O. BOX 1087, TACOMA, WASHINGTON 98401

COMMISSIONERS

PRESIDENT --- ROBERT G. EARLEY

VICE-PRESIDENT --- WALTER R. COTTEN

SECRETARY --- RICHARD D. SMITH

GENERAL MANAGER --- E. L. PERRY

CHIEF ENGINEER --- D. L. MOSMAN

ARCHITECT --- KRONA, ZIEGLER & ASSOC., 3502 S. 15TH ST., TACOMA, WA. 98405

STRUCTURAL ENGINEER --- NOEL R. ADAMS, P.E. & ASSOC., INC., 2719 ROXBOROUGH ST. W., TACOMA, WA. 98406

MECH. & ELEC. ENGINEER --- ARNOLD N. BOGUE & ASSOC., 4041 RUSTON WAY, TACOMA, WA. 98405

ALUMINA POND

RAILROAD TRACK

RAILROAD TRACK

RAILROAD TRACK

RAILROAD TRACK

RAILROAD TRACK

RAILROAD TRACK

RAILROAD TRACK

RAILROAD TRACK

RAILROAD TRACK

RAILROAD TRACK

RAILROAD TRACK

RAILROAD TRACK

RAILROAD TRACK

RAILROAD TRACK

RAILROAD TRACK

RAILROAD TRACK

RAILROAD TRACK

RAILROAD TRACK

RAILROAD TRACK

RAILROAD TRACK

RAILROAD TRACK

RAILROAD TRACK

RAILROAD TRACK

RAILROAD TRACK

RAILROAD TRACK

RAILROAD TRACK

RAILROAD TRACK

RAILROAD TRACK

RAILROAD TRACK

RAILROAD TRACK

RAILROAD TRACK

RAILROAD TRACK

RAILROAD TRACK

RAILROAD TRACK

RAILROAD TRACK

RAILROAD TRACK

RAILROAD TRACK

RAILROAD TRACK

RAILROAD TRACK

RAILROAD TRACK

RAILROAD TRACK

RAILROAD TRACK

RAILROAD TRACK

RAILROAD TRACK

RAILROAD TRACK

RAILROAD TRACK

RAILROAD TRACK

RAILROAD TRACK

RAILROAD TRACK

RAILROAD TRACK

RAILROAD TRACK

RAILROAD TRACK

RAILROAD TRACK

RAILROAD TRACK

RAILROAD TRACK

RAILROAD TRACK

RAILROAD TRACK

RAILROAD TRACK

RAILROAD TRACK

RAILROAD TRACK

SITE & VICINITY PLAN

SCALE: 1" = 100'-0"

VIEW FROM NORTH

PORT OF TACOMA ROAD

PROJECT INFORMATION

GENERAL

1. PROJECT LOCATION: 1005 WEST 4TH STREET, TACOMA, WA. 98405
2. OWNER: PORT OF TACOMA, TACOMA, WA. 98405
3. LEGAL DESCRIPTION: SEE SPECIFICATIONS
4. SCOPE OF PROJECT: BUILDING FOR PORT MAINT. PLUS FINISH IN YARD AREA, THREE BUILDING PHASES:
 - I. EQUIPMENT MAINTENANCE
 - II. OFFICES, LUNCHROOM, LOCKER ROOM
 - III. FACILITIES MAINTENANCE
5. LOT SIZE: 101.5 FT. X 555.64 FT. = 56,500.00 SQ. FT.
6. ADDITIONAL AREA FOR CONSTRUCTION & PARKING: 146.0 FT. X 450.0 FT. = 65,700.00 SQ. FT.
7. ENVIRONMENTAL ASSESSMENT SUBMITTED: JULY 25, 1974
NEGATIVE DECLARATION: SEPT. 10, 1974

DESIGN CRITERIA

1. BUILDING CODE: U.B.C. (1973) AS AMENDED BY CITY OF TACOMA.
2. OCCUPANCY:
 - E-1: I. EQUIP. MAINT.
 - E-2: II. OFFICES, ETC.
 - E-3: III. FACILITIES MAINT.

ZONING: M-5

4. SETBACKS: NONE REQUIRED
PROVIDED: 50' = 215' N.E.; 25' = 115' S.E.; 115' = 115' S.W.

LOT COVERAGE: 47.2%

2. FIRE ZONE: 3
7. FIRE PROTECTION: SPRINKLER, FIRE ALARM SYS.
8. TYPE OF CONSTRUCTION: III
9. FIRE RESISTANCE: 1 HOUR
10. TYPE OF SOIL: ORIGINAL UNDISTURBED

HEATING:

- I & II: RADIANT AND SYSTEM, PERMANENTLY W/ MAKE-UP AIR SYSTEM.
- III: HEAT & A.C. W/ AIR HAND POWERED WHEN AIR MULTI-ZONE UNIT.

FLOOR AREAS:

- | AREA | AREA (SQ. FT.) | TOTAL |
|-------------------|----------------|----------|
| I. EQUIP. MAINT. | 10,000.00 | 5,000.00 |
| II. OFFICE MAINT. | 5,000.00 | |
| III. FAC. MAINT. | 11,000.00 | 5,000.00 |
| IV. TOTAL | 26,000.00 | |

BUILDING CAPACITY:

2. ZONE: 375
14. PARKING: 55 PER 1000 S.F. = 25 OFFICES 55 PER 1000 S.F. = 22 REQUIRED: 47 PROVIDED: 54

DESIGN LOADS:

1. WIND SOIL PRESSURE: 2000 PSF. (ASSUMED BY WIND, ANALYSIS WAIVED)
2. SEISMIC ZONE: 3
3. EARTHQUAKE LOADING: DUCTILE FRAME
4. WIND LOADS: LESS THAN 30' = 20 PSF, 30'-49' = 25 PSF, 50' = 30 PSF
5. ROOF LIVE LOAD: 25 PSF
6. FLOOR LIVE LOADS:
 - OFFICE: 50 PSF + PARTITIONS 20 PSF
 - SHED IN SHOPS: 200 PSF
 - UPPER SHED (MECH. STORAGE): 100 PSF
 - UPPER SHED: 200 PSF
 - HYDRAULIC CRANING: 100 PSF
 - TIRES & PAINT STORAGE: 250 PSF

LEGEND OF SYMBOLS (NOTION NO. 10 SHEET 10)

- 1. KRONA, ZIEGLER & ASSOC. - WALL SECTION
- 2. NOEL R. ADAMS & ASSOC. - BUILDING SECTION
- 3. ARNOLD N. BOGUE & ASSOC. - MECH. & ELEC. PLAN
- 4. PORT OF TACOMA - V.I.N. & ELEV. TYPE

DESIGNED BY

Krona, Ziegler and Associates Architects and Planners, AIA
3502 S. 15TH ST.
TACOMA, WA. 98405
788-6604

DESIGNED BY

Noel R. Adams & Associates, Inc. Civil Engineers
2719 Roxborough St. W., Tacoma, WA. 98406
Arnell N. Bogue and Associates, Mech. & Elec.
4041 Ruston Way, Tacoma, WA. 98405 782-7788

AS BUILT

REVISION BY APP. DATE

INDEX OF DRAWINGS

NO. SHEET TOTALS

NO.	SHEET TOTALS	PAGE
ARCHITECTURAL		
A-1	GENERAL, NOTES, SITE VICINITY PLAN, PROSPECTIVE	I, II, III
A-2	LOT & SHED PLAN, SITE DETAILS	I, II, III
A-3	FIRST FLOOR PLAN (W), DETAILS	I
A-4	SECOND FLOOR PLAN (W)	I
A-5	FIRST FLOOR PLAN (W)	I, II, III
A-6	SECOND FLOOR PLAN (W)	I, II, III
A-7	FINISH SCHEDULE, CRATES & DOOR DETAILS	I, II, III
A-8	DOOR & WINDOW SCHEDULE, DOOR TYPES, ROLL-UP DR. DET.	I, II, III
A-9	EXT. ELEVATIONS (W)	I
A-10	EXT. ELEVATIONS (W), WINDOW & DOOR DETAILS	I, II
A-11	EXT. ELEVATIONS (W), WALL SECTIONS & DETAILS	I, II
A-12	TYPICAL WALL SECTION & DETAILS	I, II
A-13	FLOOR PLANS (W)	I
A-14	WALL SECTION "A-A", UPPER & MISC. DETAILS	I
A-15	WALL SECTION "B-B", MISC. DETAILS	I
A-16	WALL SECTION "C-C", UPPER & MISC. DETAILS	I
A-17	WALL SECTION "D-D", UPPER & MISC. DETAILS	I
A-18	INTERIOR ELEVATIONS	I
A-19	FLOOR PLANS (W)	II
A-20	WALL SECTION "E-E", DETAILS	II
A-21	INTERIOR ELEVATIONS	II
A-22	WALL SECTIONS & DETAILS	II
A-23	WALL SECTION "F-F", PARTIAL INTERIOR ELEVATIONS	II
A-24	MISC. DETAILS & GRAPHICS	I, II, III
MECH. & ELEC.		
M-1	REVIEWED SECOND FLOOR OFFICE PLAN	I
STRUCTURAL		
S-1	GENERAL NOTES & DESIGN CRITERIA	I, II, III
S-2	FOUNDATION PLAN	I
S-3	FOUNDATION PLAN & FOOTING SCHEDULE	I, II, III
S-4	ROOF FRAMING PLAN	I
S-5	ROOF FRAMING PLAN	I, II, III
S-6	STEEL FRAMING ELEVATIONS	I, II, III
S-7	MISC. STEEL DETAILS	I, II, III
S-8	MISC. STEEL DETAILS	I, II, III
S-9	MISC. WALL SECTIONS	I, II, III
S-10	MISC. COLUMN DETAILS	I, II, III
S-11	MISC. COLUMN & BEAM DETAILS	I, II, III
S-12	MISC. GIRD. DETAILS	I, II, III
S-13	OFFICE FRAMING PLAN & DETAILS	I
S-14	MISC. ROOFING PLAN, FRAMING PLAN & DETAILS	I, II
S-15	INTERIOR WALL DETAILS	I, II

MECHANICAL

NO.	SHEET TOTALS	PAGE
M-1	SERVICE PLAN & SITE PLAN	I, II, III
M-2	FOUNDATION PLAN	I
M-3	FOUNDATION PLAN	I, II, III
M-4	FIRST FLOOR PLAN, WOOD SECTION A-A	I
M-5	UPPER LEVEL PLAN - PIPING	I
M-6	UPPER LEVEL PLAN - VENTILATION	I
M-7	FIRST FLOOR PLAN - PIPING & VENTILATION	I
M-8	UPPER LEVEL PLAN - PIPING	I
M-9	UPPER LEVEL PLAN - VENTILATION	I
M-10	FIRST FLOOR & SECOND FLOOR PLAN, PIPE & VENT.	I
M-11	UPPER LEVEL PLAN - OFFICE, LUNCHROOM, ETC.	I, II, III
M-12	ROOF PLAN & SECTION B-B	I, II, III
M-13	WIND & VENT. RISING DIAGRAM	I, II, III
M-14	SCHEDULES	I, II, III
MECH. & ELEC.		
M-15	REVIEWED SECOND FLOOR PLAN	I

ELECTRICAL

NO.	SHEET TOTALS	PAGE
E-1	SERVICE PLAN	I, II, III
E-2	LOWER LEVEL PLAN - LIGHTING	I
E-3	UPPER LEVEL PLAN - LIGHTING	I
E-4	UPPER & LOWER LEVEL PLAN - POWER	I
E-5	UPPER LEVEL PLAN - MECHANICAL EQUIPMENT	I
E-6	UPPER & LOWER LEVEL PLAN - LIGHTING	I, II, III
E-7	UPPER & LOWER LEVEL PLAN - POWER	I, II, III
E-8	UPPER LEVEL PLAN & ELECTRICAL EQUIPMENT	I, II, III
E-9	UPPER LEVEL PLAN - MECHANICAL EQUIPMENT & DETAILS	I
E-10	ELECTRICAL SCHEDULES	I, II, III
E-11	PANEL SCHEDULES	I, II, III
E-12	PANEL SCHEDULES	I, II, III
E-13	REVIEWED SECOND FLOOR PLAN	I

PORT OF TACOMA

MAINTENANCE BUILDING
PHASES I, II, III - COVER SHEET

DESIGNED BY

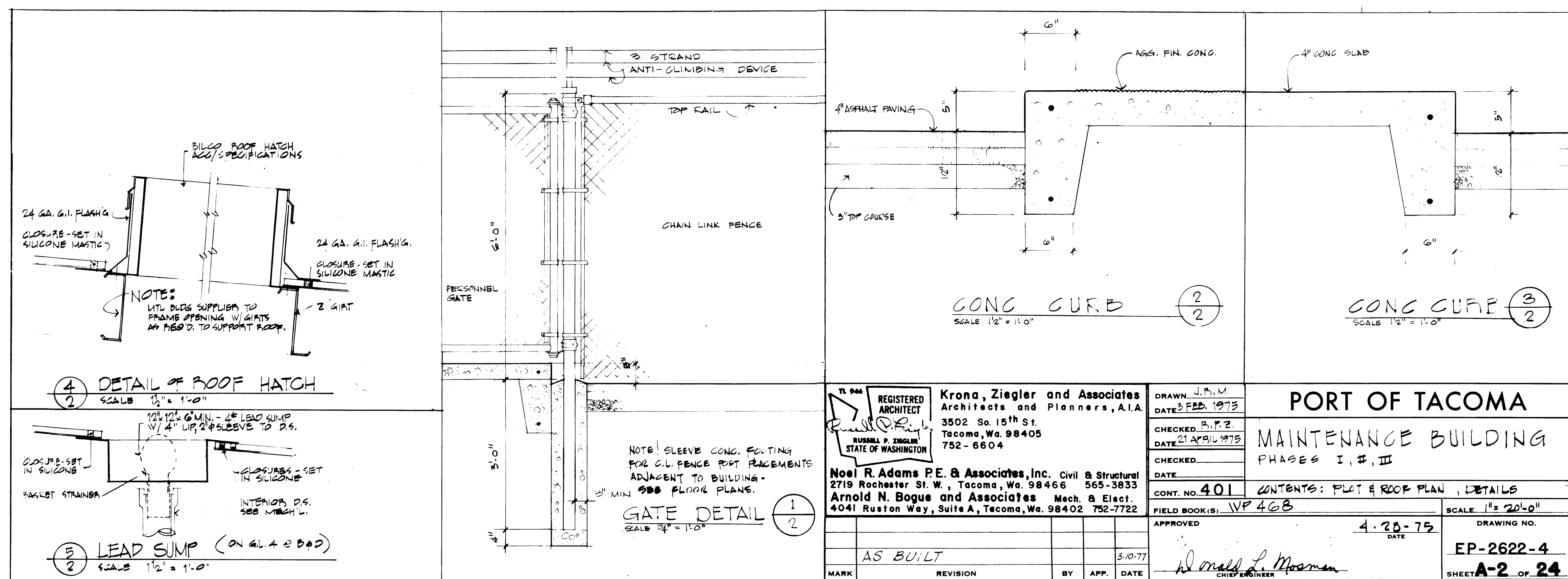
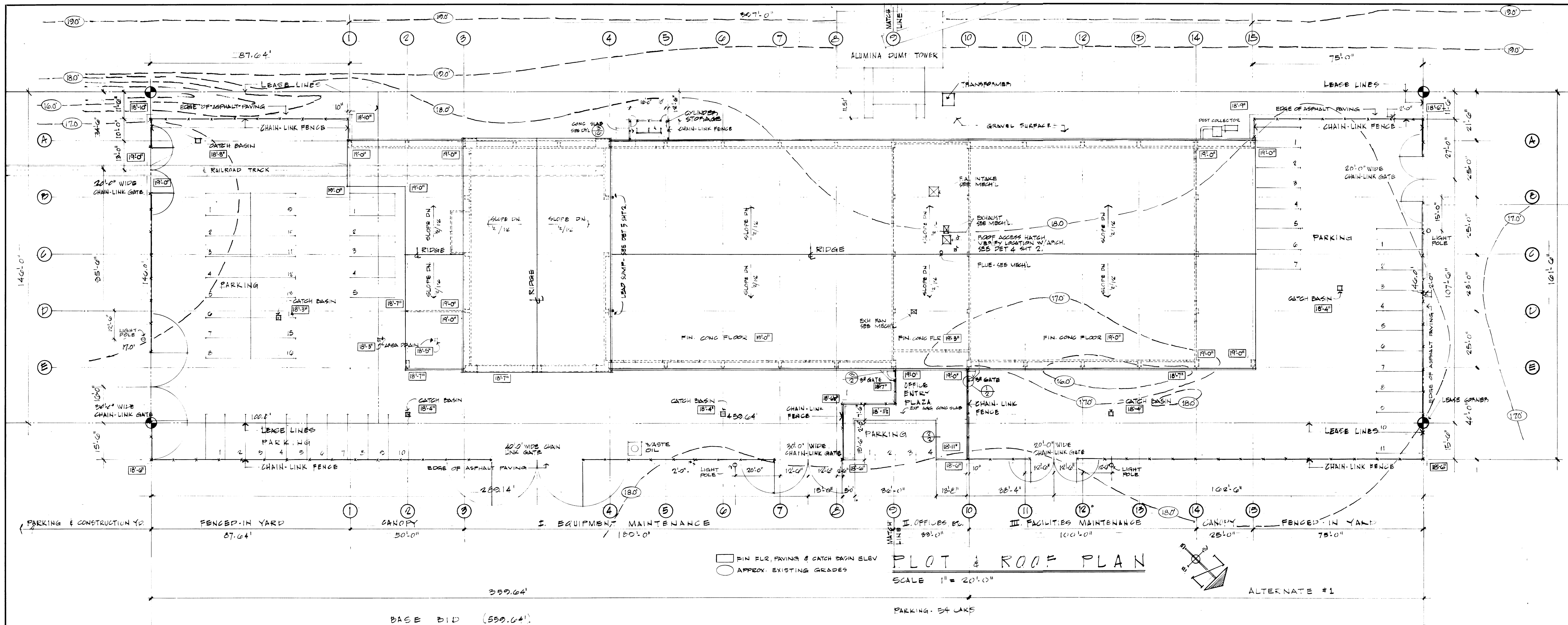
NOEL R. ADAMS & ASSOCIATES, INC. CIVIL ENGINEERS
2719 ROXBOROUGH ST. W., TACOMA, WA. 98406
ARNOLD N. BOGUE & ASSOCIATES, MECH. & ELEC.
4041 RUSTON WAY, TACOMA, WA. 98405 782-7788

AS BUILT

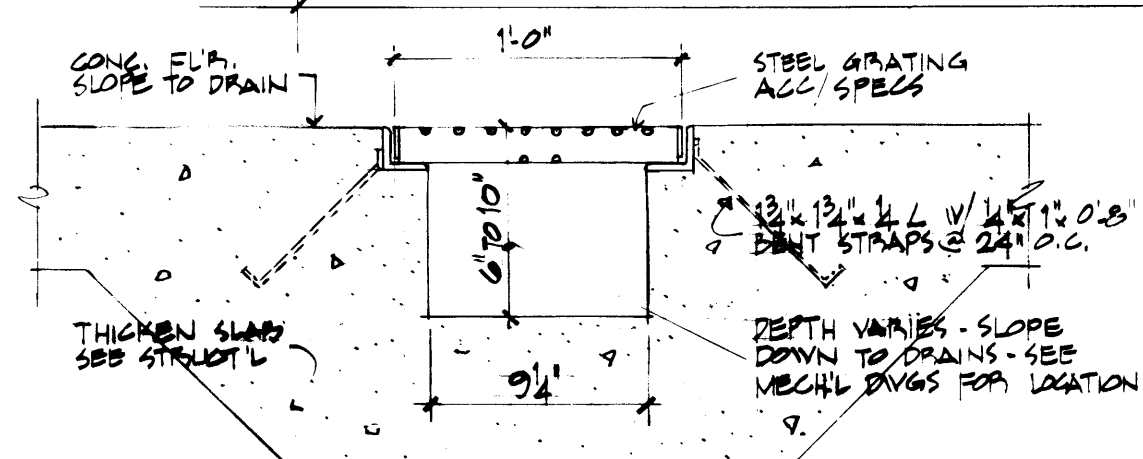
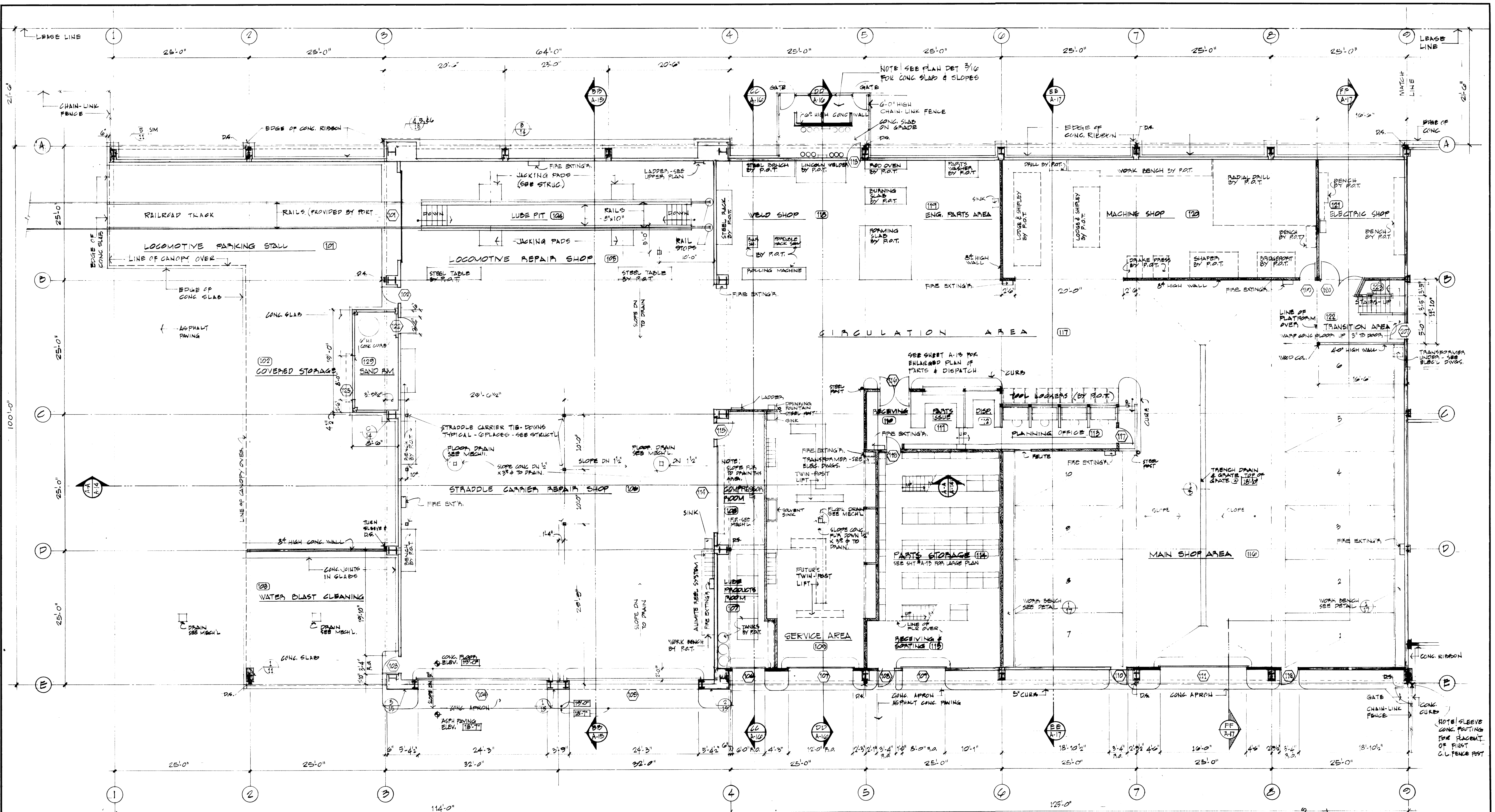
REVISION BY APP. DATE

4-28-75

EP-2622-4



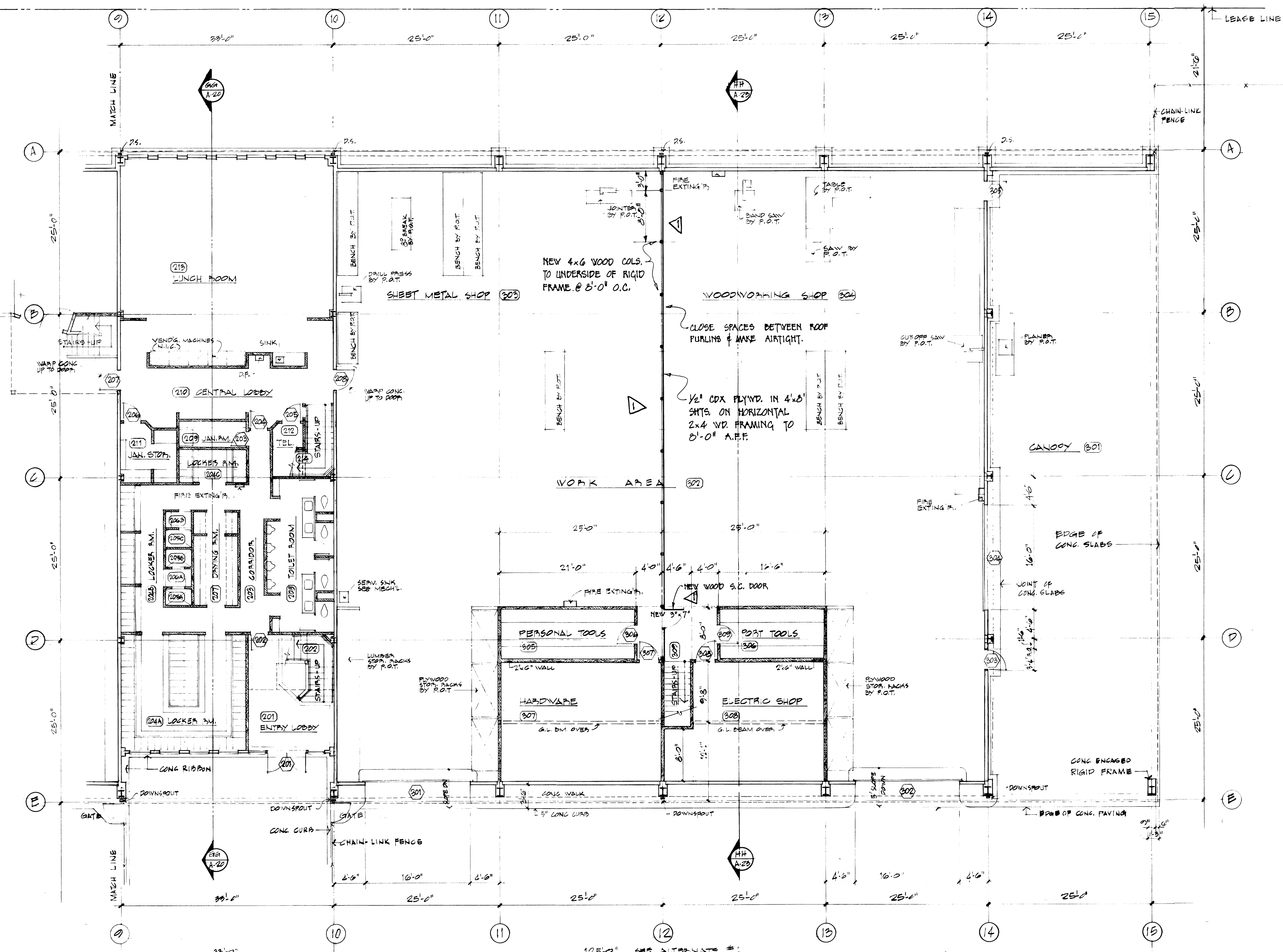
REGISTERED ARCHITECT KRONA, ZIEGLER AND ASSOCIATES ARCHITECTS AND PLANNERS, A.I.A. 3502 So. 15th St. Tacoma, Wa. 98405 752-6604		DRAWN J.H.M. DATE 3 FEB. 1973 CHECKED B.P.E. DATE 21 APRIL 1973 CHECKED DATE		PORT OF TACOMA MAINTENANCE BUILDING PHASES I, II, III	
NOEL R. ADAMS P.E. & ASSOCIATES, INC. Civil & Structural 2719 Rochester St. W., Tacoma, Wa. 98466 565-3833 ARNOLD N. BOGUE AND ASSOCIATES Mech. & Elect. 4041 Ruston Way, Suite A, Tacoma, Wa. 98402 752-7722		CONT. NO. 401 FIELD BOOK(S) VP 468 APPROVED 4.28-75 DATE 3/10/77 AS BUILT		CONTENTS: PLOT & ROOF PLAN, DETAILS SCALE 1" = 20'-0" DRAWING NO. EP-2622-4 SHEET A-2 OF 24	



1
3
DETAIL OF TRENCH DRAIN
SCALE 1/2" = 1'-0"

FIRST FLOOR PLAN
I. EQUIPMENT MAINTENANCE
SCALE 1/8" = 1'-0"

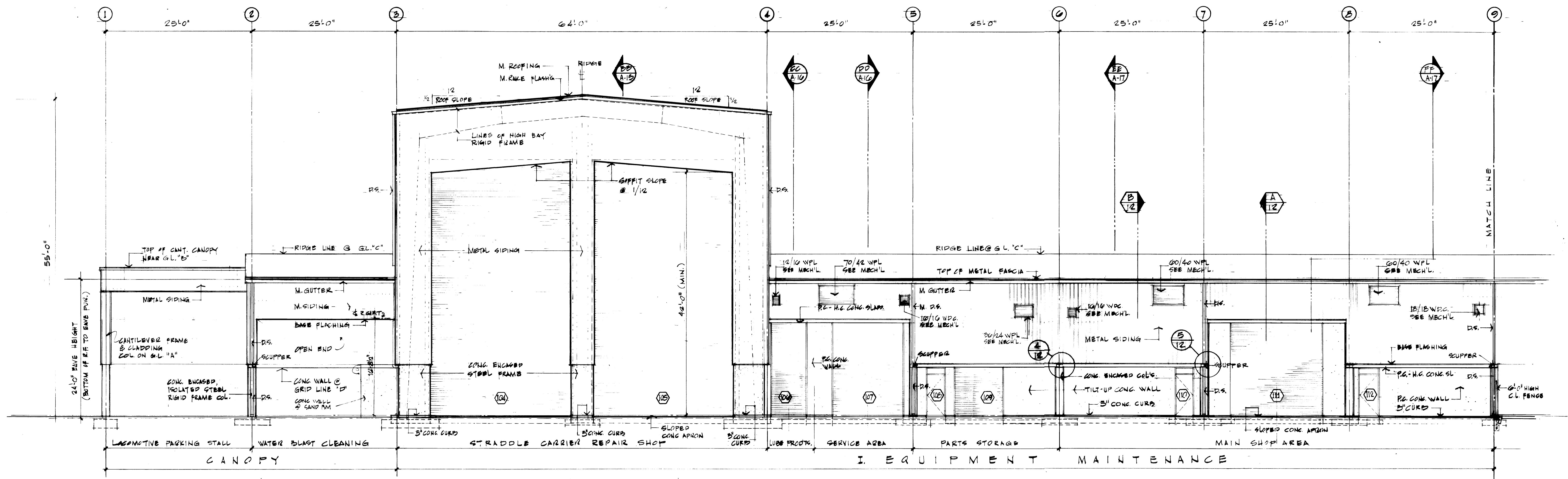
REGISTERED ARCHITECT RONALD P. ZIEGLER STATE OF WASHINGTON		Krona, Ziegler and Associates Architects and Planners, A.I.A. 3502 So. 15th St. Tacoma, Wa. 98405 752-6604		DRAWN J.A.M. DATE 2 FEB. 1975 CHECKED J.P.E. DATE 21 APRIL 1975 CHECKED DATE		PORT OF TACOMA MAINTENANCE BUILDING PHASE I EQUIP. MAINT.	
Noel R. Adams P.E. & Associates, Inc. Civil & Structural 2719 Rochester St. W., Tacoma, Wa. 98466 565-3833 Arnold N. Bogue and Associates Mech. & Elect. 4041 Ruston Way, Suite A, Tacoma, Wa. 98402 752-7722		CONT. NO. 401 FIELD BOOK(S)		CONTENTS: FIRST FLOOR PLAN, DETAILS SCALE 1/8" = 1'-0" DRAWING NO.		DATE 4-28-75 DATE	
APPROVED AS BUILT		BY DONALD L. MASMAN CHIEF ENGINEER		DATE 3-7-77		SHEET A-3 OF 24	



FIRST FLOOR PLAN
I. LOCKER RM. & LUNCHROOM
 SCALE 1/8" = 1'-0"

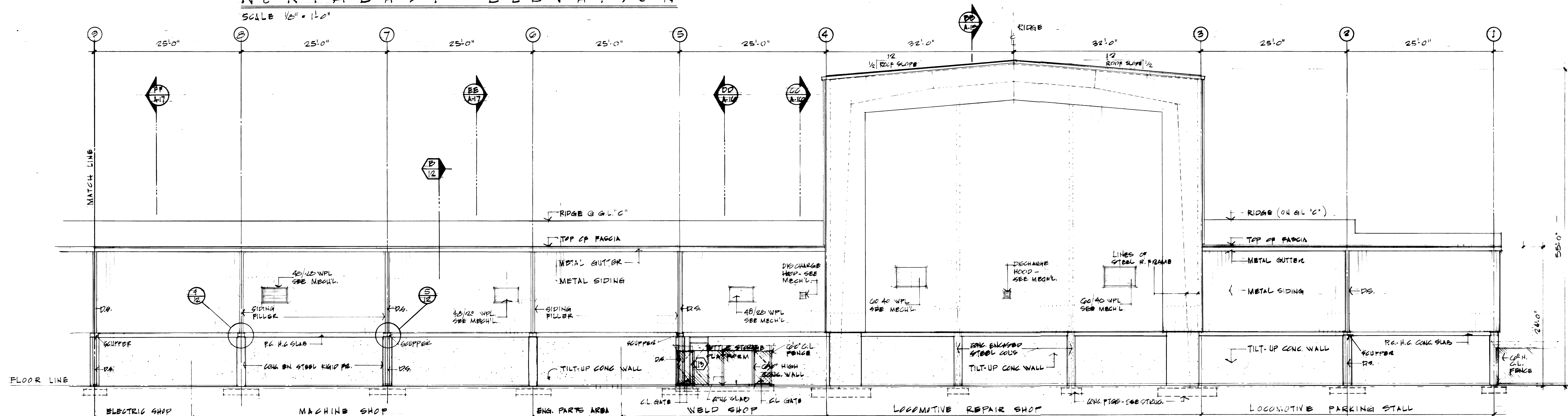
FIRST FLOOR PLAN
II. FACILITIES MAINTENANCE
 SCALE 1/8" = 1'-0"

REGISTERED ARCHITECT Russell P. Ziegler STATE OF WASHINGTON		Krona, Ziegler and Associates Architects and Planners, A.I.A. 3502 So. 15th St. Tacoma, Wa. 98405 752-6604		DRAWN: C.T.G. DATE: 2 FEB. 1978	PORT OF TACOMA MAINTENANCE BUILDING PHASES II, OFFICES ETC., III. FAC. MAINT.
		Noel R. Adams P.E. & Associates, Inc. Civil & Structural 2719 Rochester St. W., Tacoma, Wa. 98466 565-3833 Arnold N. Bogue and Associates Mech. & Elect. 4041 Ruston Way, Suite A, Tacoma, Wa. 98402 752-7722		CHECKED: R.P.Z. DATE: 21 APRIL 1978 CHECKED: DATE:	
CONT. NO. 401		FIELD BOOK(S):		SCALE: 1/8" = 1'-0"	DRAWING NO. EP-2622-4 SHEET A-5 OF 24
APPROVED: 4-28-78 DATE:		APPROVED: 3-10-77 DATE:		REVISION: AS BUILT BY: R.W. RJS APP. DATE: 6-4-78	



NORTHEAST ELEVATION


SCALE 1/8" = 1'-0"



SOUTHWEST ELEVATION

SCALE 1/8" = 1'-0"

NOTE: CONG. SLAB OF
BOTTLE STORAGE TO BE
VARIED SURFACE
SEE EN A-16 FOR
DETAILS.



Krona, Ziegler and Associates
Architects and Planners, AIA
3502 So. 15th St.
Tacoma, Wa. 98405
752-6604

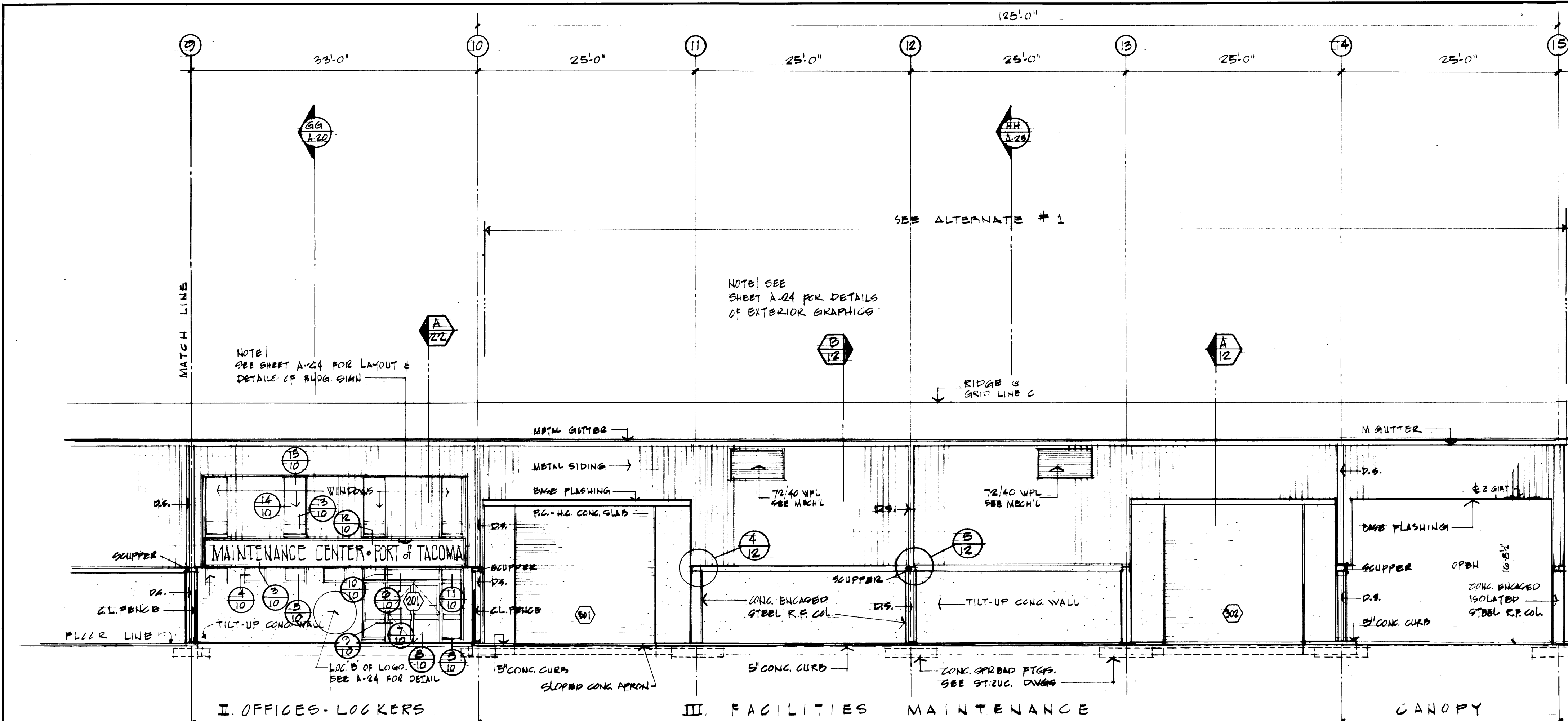
Neal R. Adams P.E. & Associates, Inc. Civil & Structural
2719 Rochester St. W., Tacoma, Wa. 98466 565-3833
Arnold N. Bogue and Associates Mech. & Elect.
4041 Ruston Way, Suite A, Tacoma, Wa. 98402 752-7722

DRAWN J.P.M.
DATE 3 FEB. 1975
CHECKED R.P.Z.
DATE 21 APRIL 1975
DATE
CONT. NO. 401
FIELD BOOK(S)
APPROVED
DATE 4-28-75
BY *Donald R. Adams*
CHIEF ENGINEER

PORT OF TACOMA
MAINTENANCE BUILDING
PHASE I EQUIP. MAINT.
CONTENTS: EXT. BLDG. ELEVATIONS

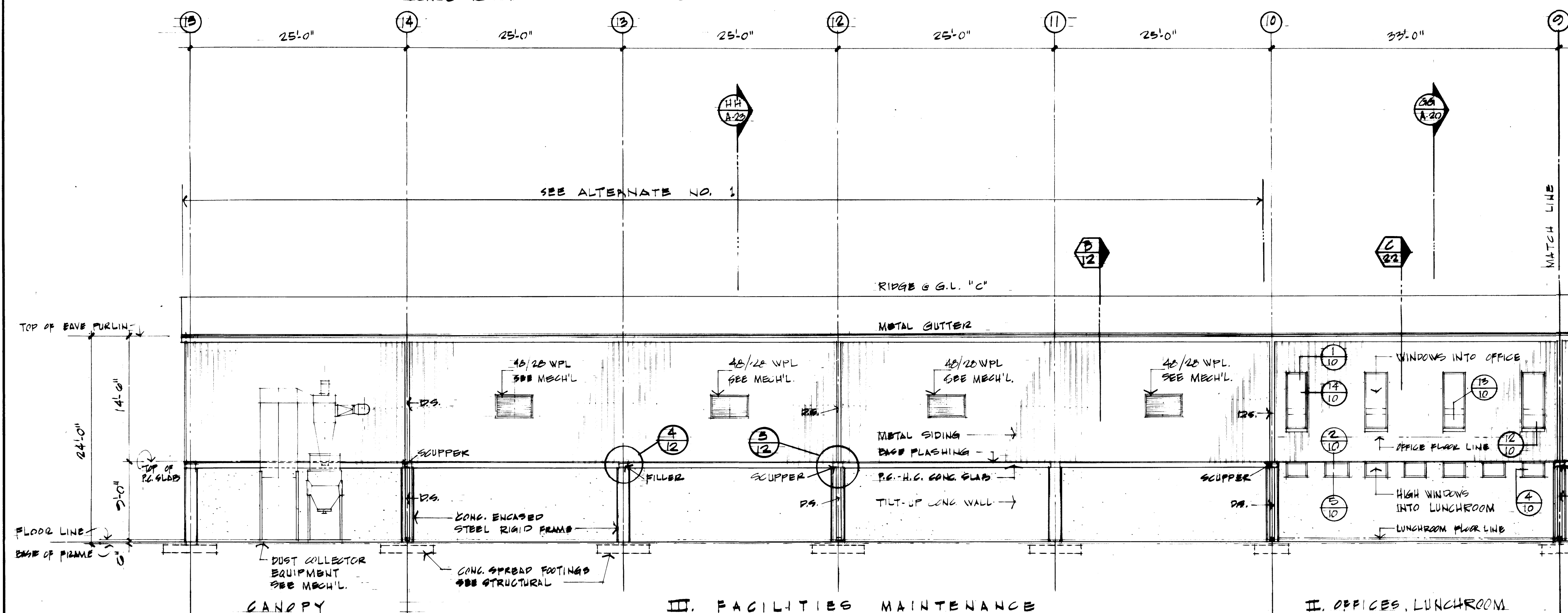
AS BUILT
REVISION
BY
APP. DATE 3.10.77

SCALE 1/8" = 1'-0"
DRAWING NO. **EP-2622-4**
SHEET **A-9** OF **24**



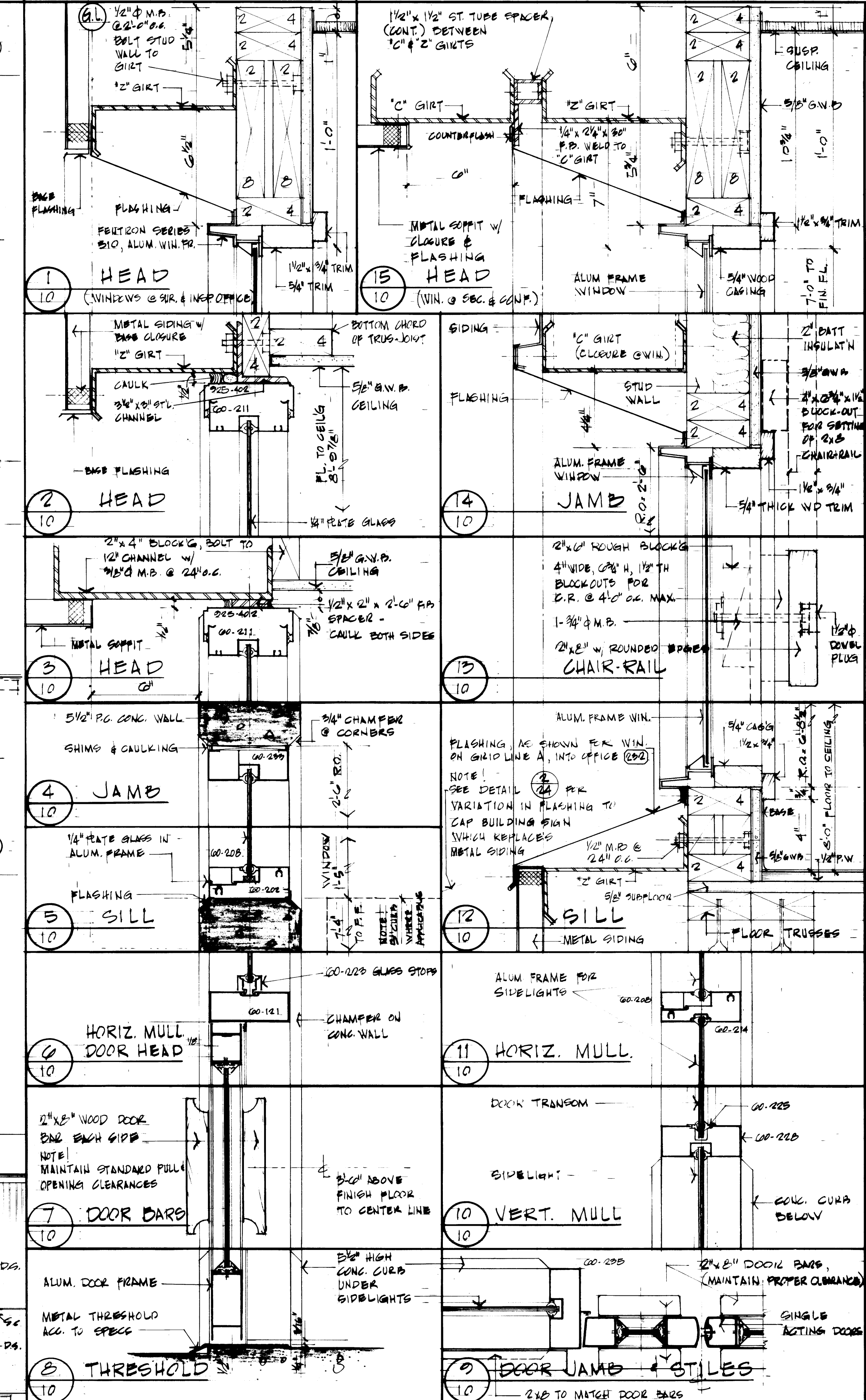
NORTHEAST ELEVATION

SCALE 1/8" = 1'-0"



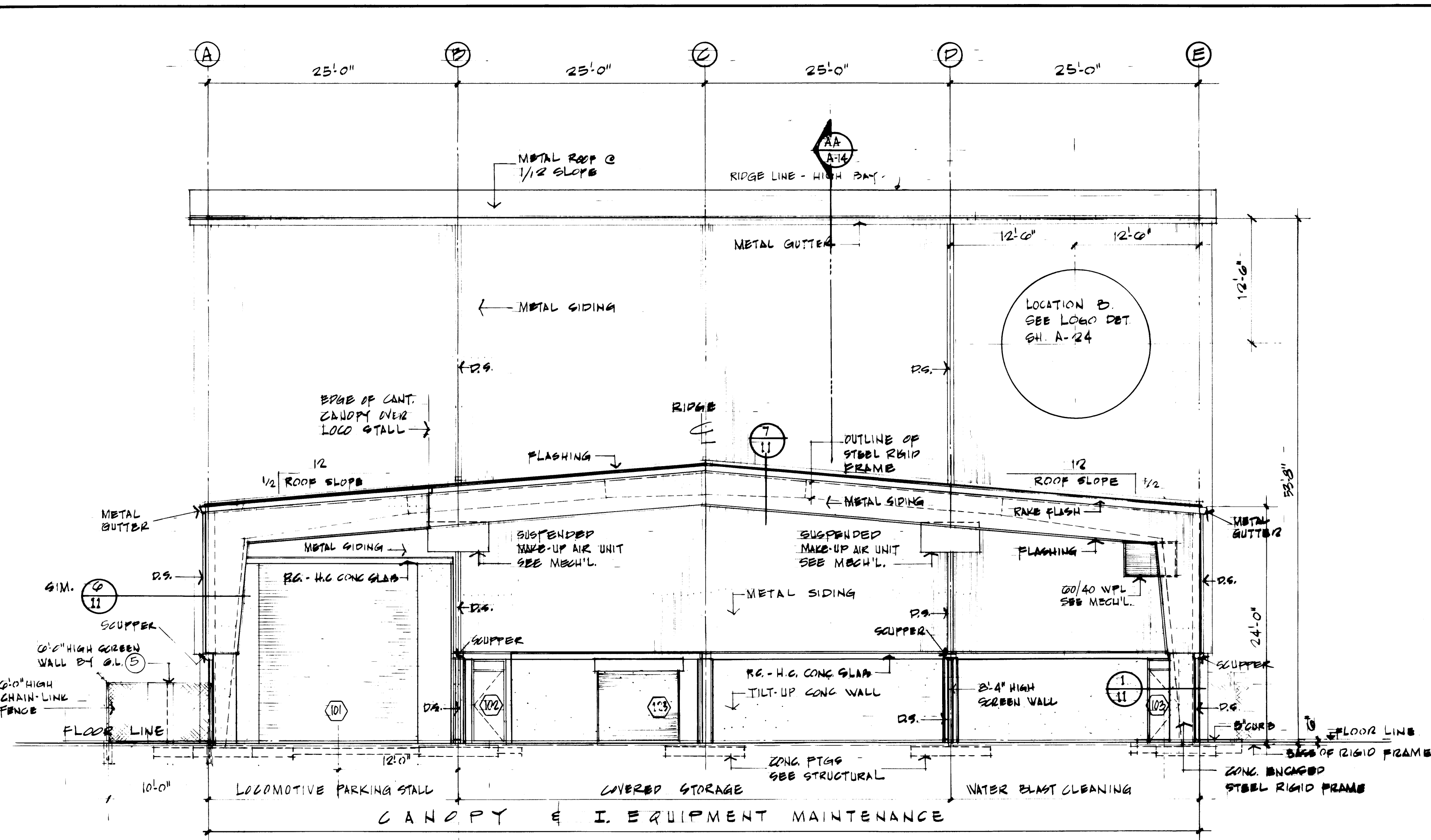
SOUTHWEST ELEVATION

SCALE 1/8" = 1'-0"



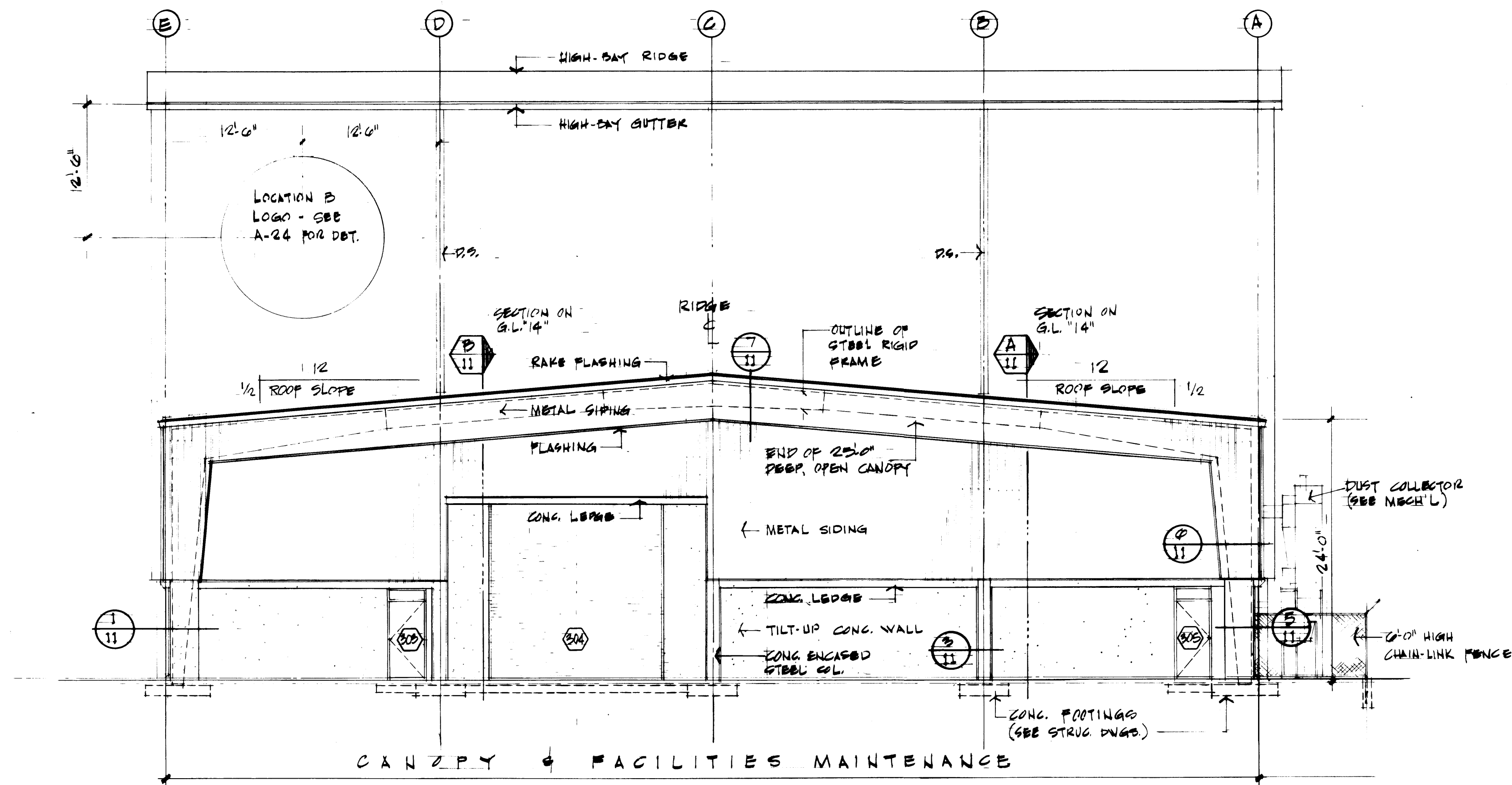
EXTERIOR WINDOW & MAIN ENTRANCE DETAILS SCALE 3/4" = 1'-0"

REGISTERED ARCHITECT Krona, Ziegler and Associates Architects and Planners, A.I.A. 3502 So. 15th St. Tacoma, Wa. 98405 752-6604		DRAWN J.M.M. DATE 2 FEB. 1975 CHECKED R.P.Z. DATE 21 APRIL 1975 CHECKED DATE	PORT OF TACOMA MAINTENANCE BUILDING PHASES II OFFICES ETC., III FAC. MAINT
Neel R. Adams P.E. & Associates, Inc. Civil & Structural 2719 Rochester St. W., Tacoma, Wa. 98466 565-3833 Arnold N. Bogue and Associates Mech. & Elect. 4041 Ruston Way, Suite A, Tacoma, Wa. 98402 752-7722		CONT. NO. 401 FIELD BOOK(S) APPROVED DATE 4-26-75 BY <i>Donald L. Bogue</i>	SCALE 1/8" = 1'-0" DRAWING NO. EP-2622-4 SHEET A-10 OF 24



SOUTHEAST ELEVATION

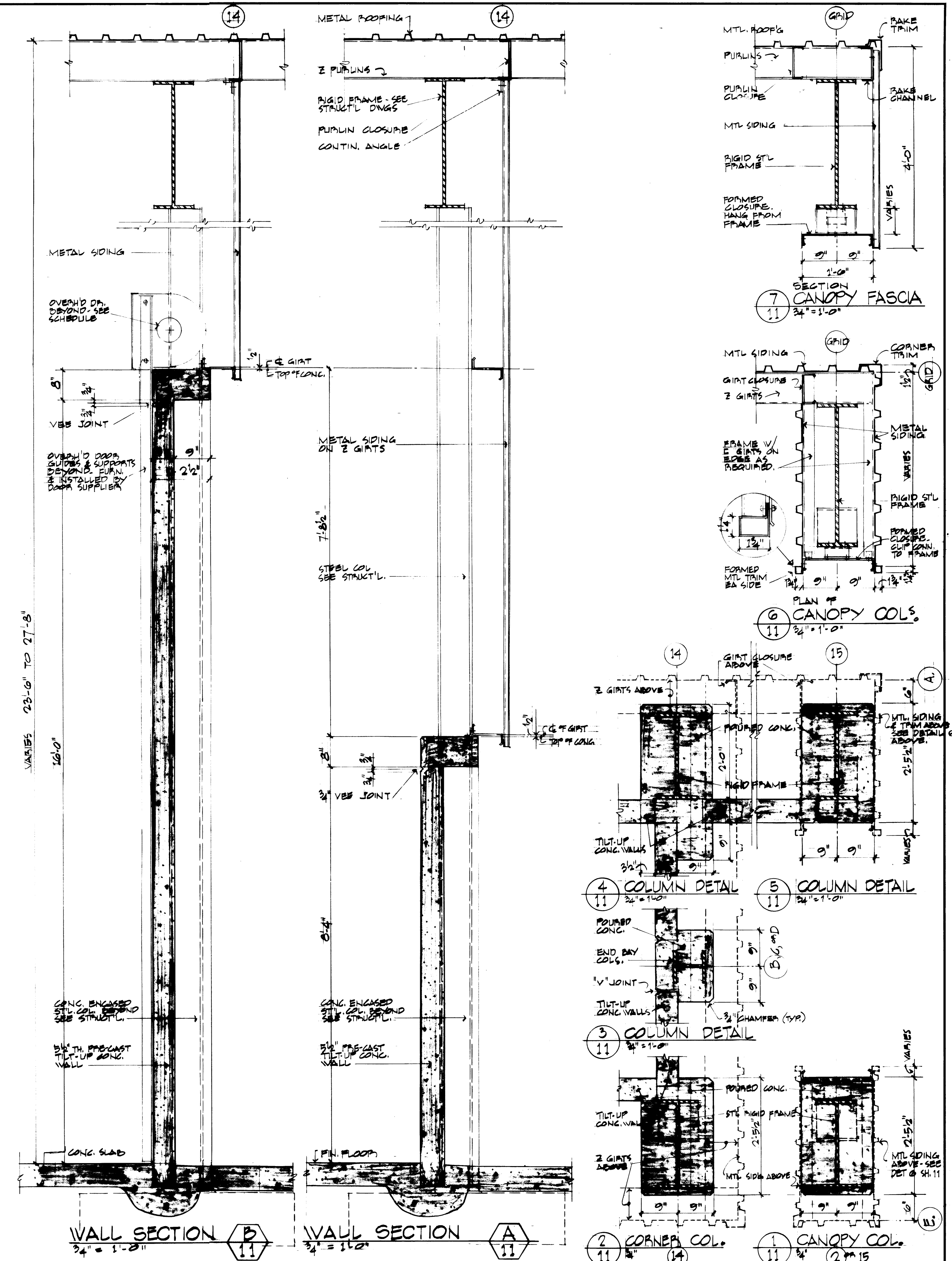
SCALE 1/8" = 1'-0"



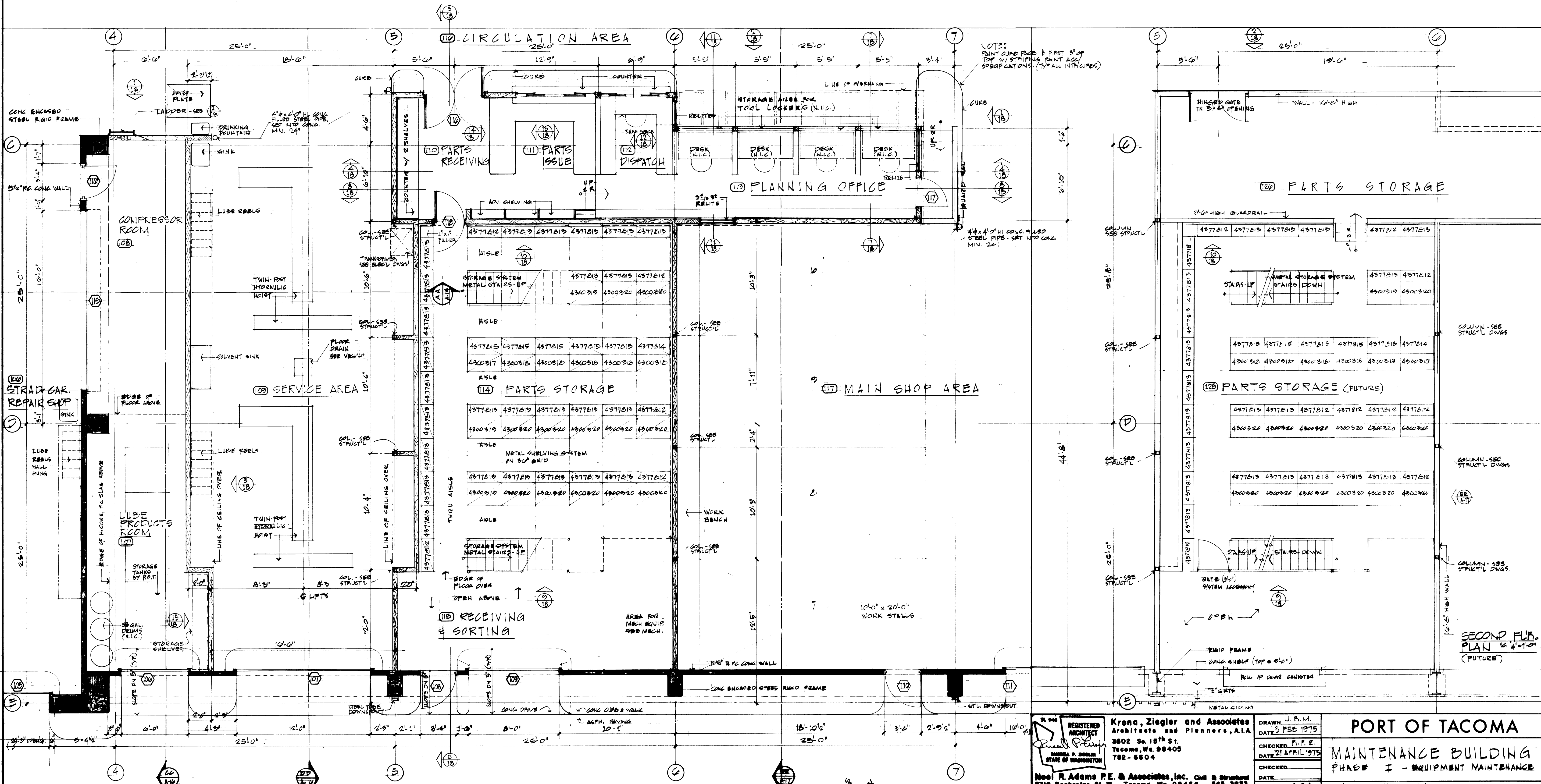
NORTHWEST ELEVATION

SCALE 1/8" = 1'-0"

NOTE: FOR EXTERIOR GRAPHICS
SEE SHEET A-24

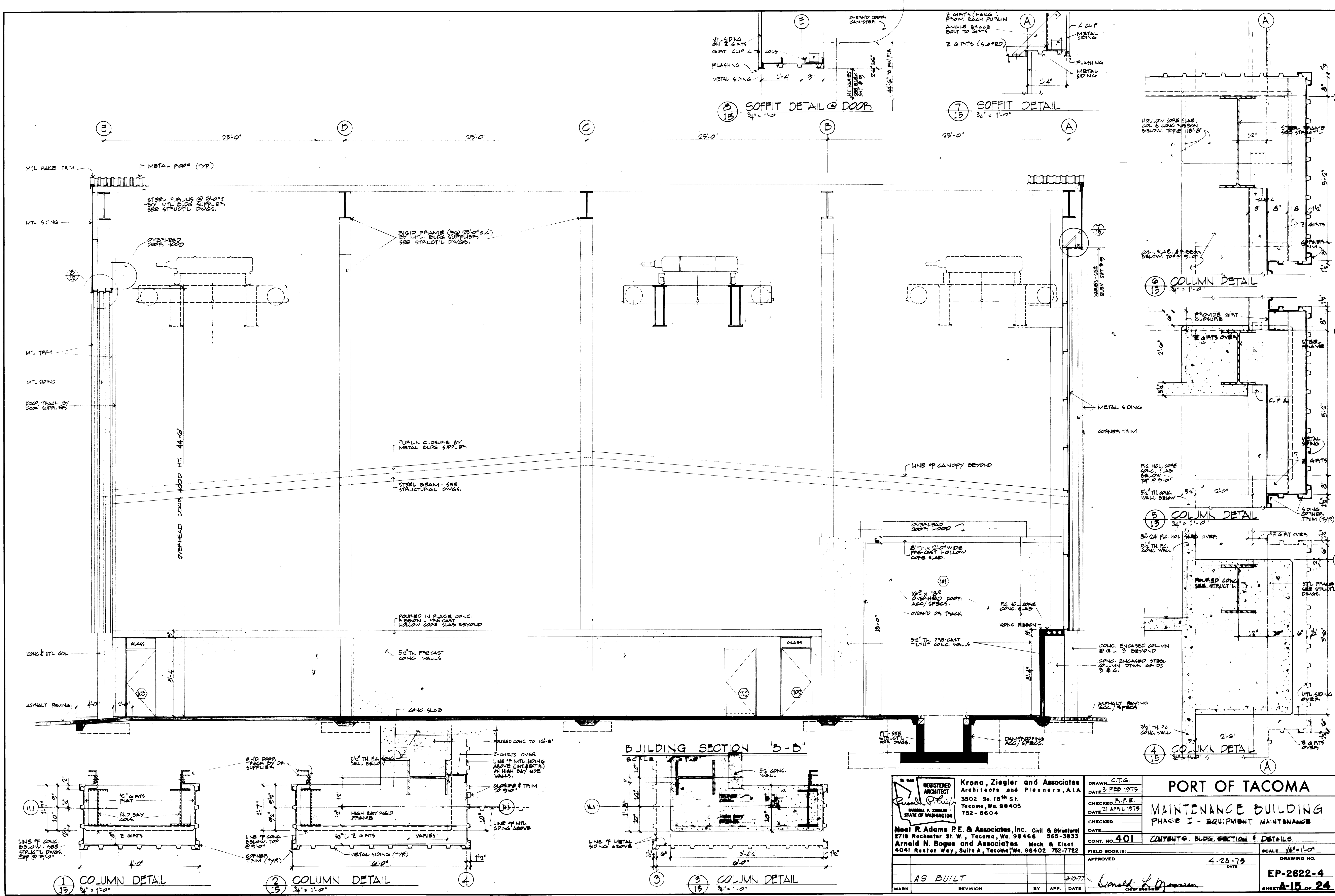


REGISTERED ARCHITECT Krone, Ziegler and Associates Architects and Planners, A.I.A. 3502 So. 15th St. Tacoma, Wa. 98405 752-6604		DRAWN: J.B.M. DATE: 3 FEB. 1975 CHECKED: P.P.E. DATE: 21 APR. 1975 CHECKED: _____ DATE: _____ CONT. NO. 401 FIELD BOOK(S): _____	PORT OF TACOMA MAINTENANCE BUILDING PHASE I EQUIP. MAINT., II. FACILITIES MAINT. CONTENTS: BLDG. ELEVATIONS, WALL SECTIONS & DET. SCALE 1/8" = 1'-0" DRAWING NO. EP-2622-4 SHEET A-11 OF 24
APPROVED: _____ DATE: 4-28-75 AS BUILT		APPROVED: _____ DATE: 8-10-77 BY: _____ APP. DATE: _____	

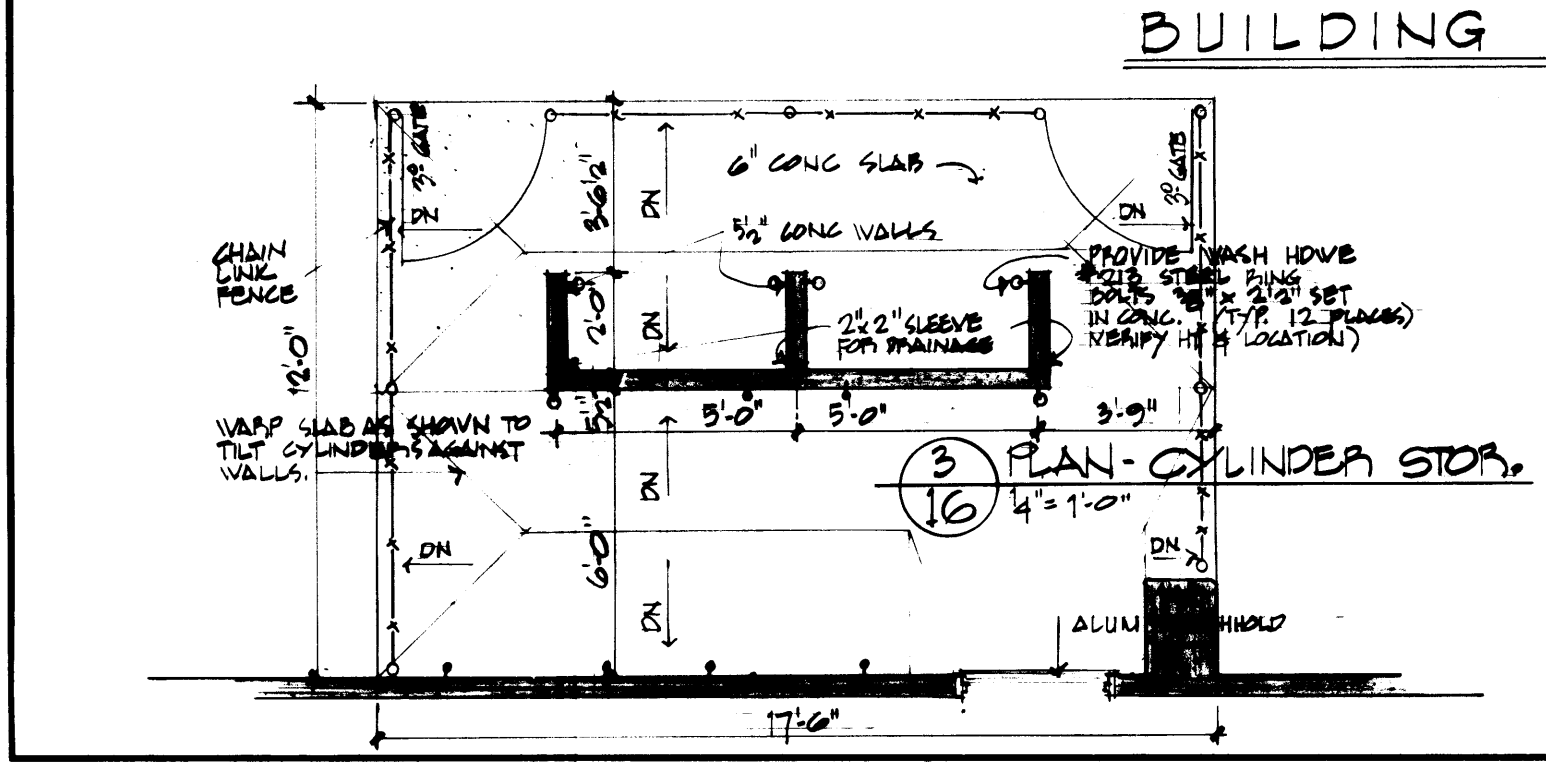
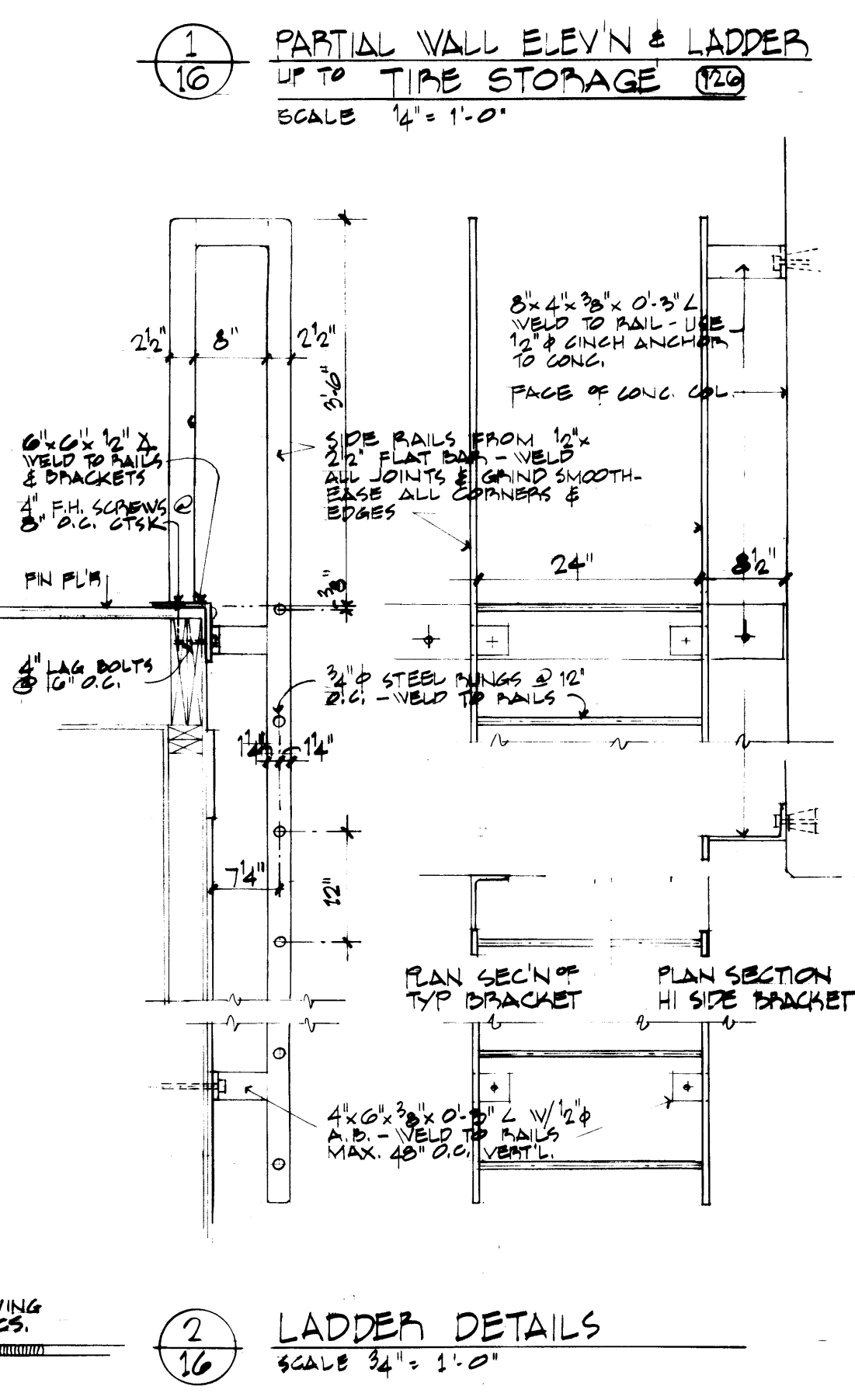
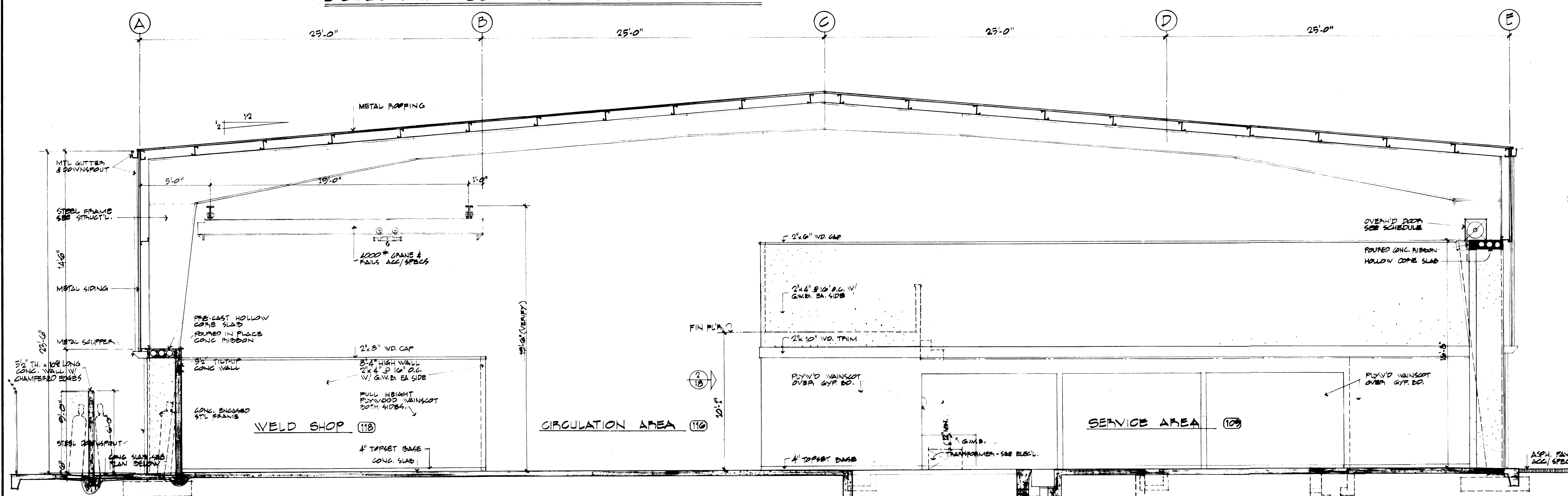
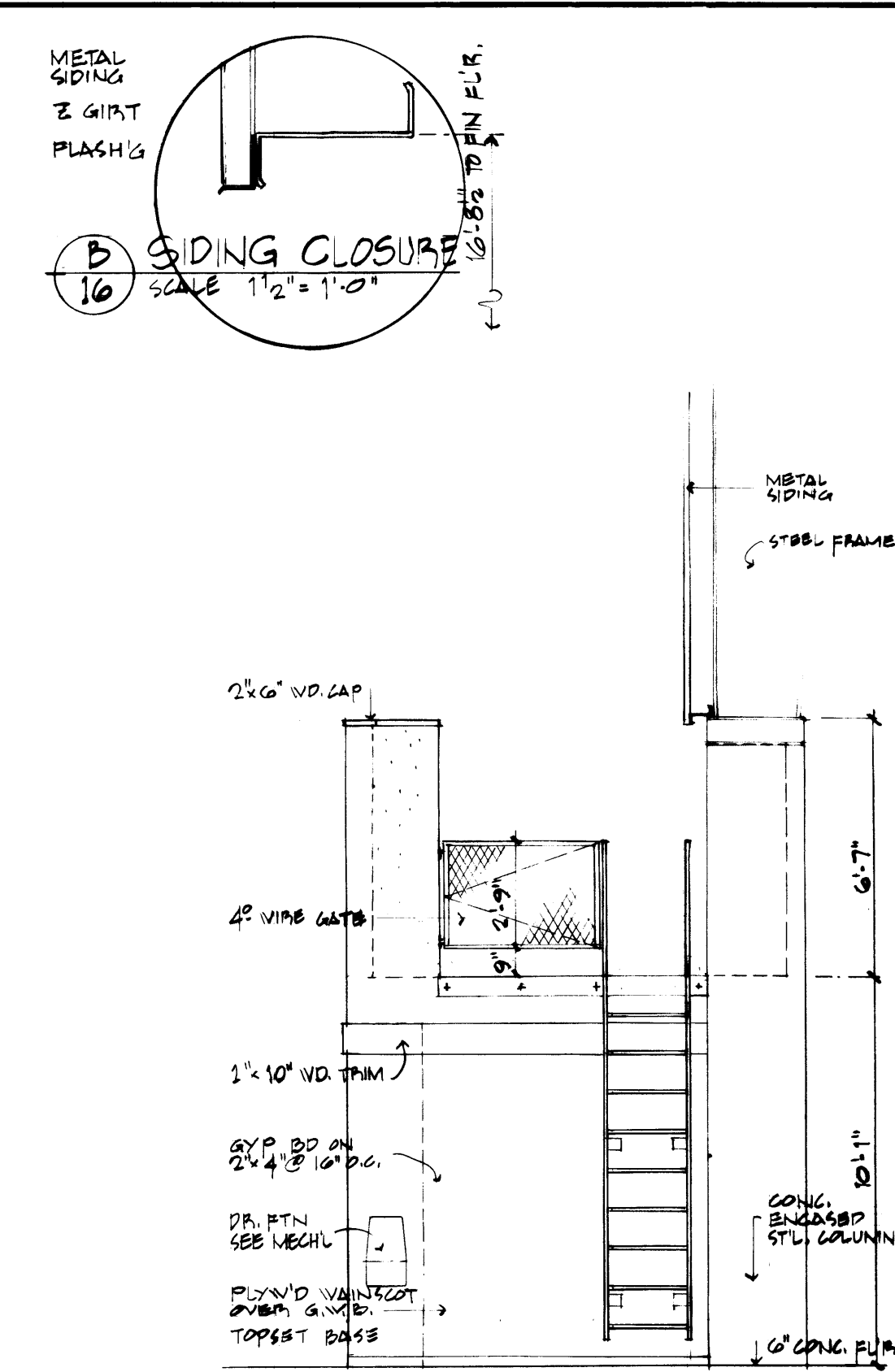
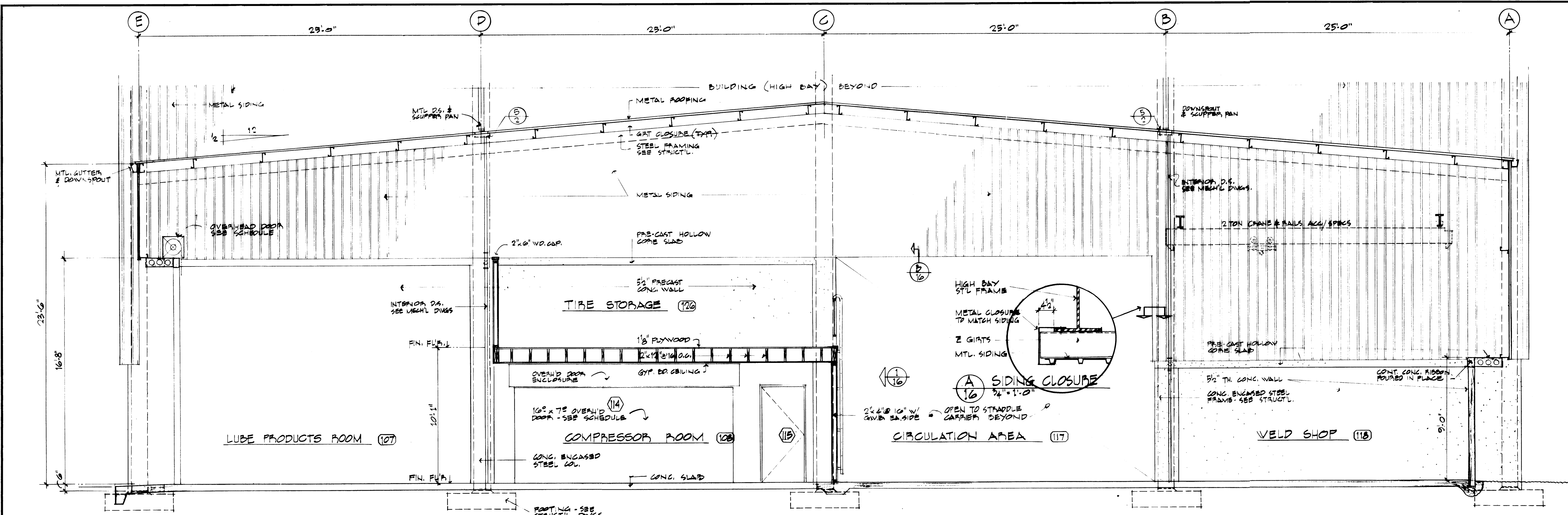


PARTIAL FIRST FLOOR PLAN - SERVICE AREAS & PARTS AREAS
I. EQUIPMENT MAINTENANCE
 SCALE: 1/4" = 1'-0"

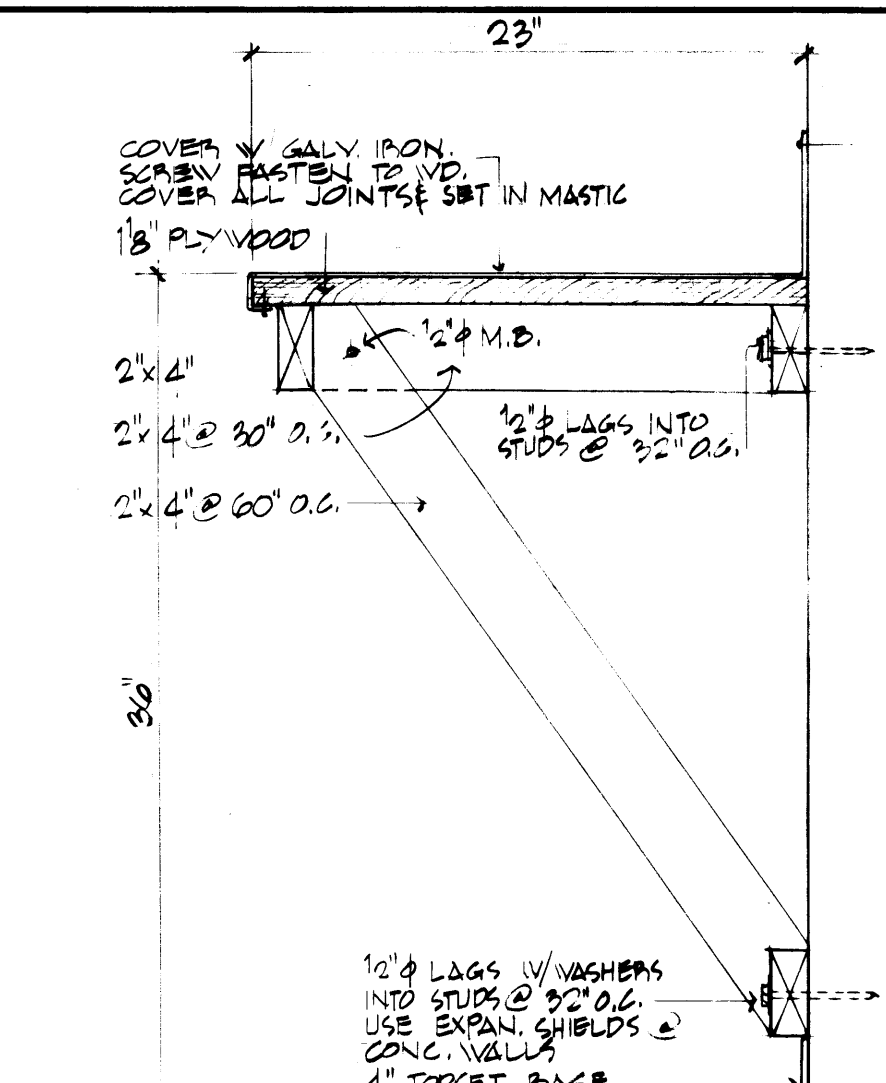
REGISTERED ARCHITECT Donald L. Miesner 2710 Rochester St. W., Tacoma, Wa. 98466 4041 Ruston Way, Suite A, Tacoma, Wa. 98402	Krona, Ziegler and Associates Architects and Planners, A.I.A. 3502 So. 18th St. Tacoma, Wa. 98405 782-6604		DRAWN: J.B.M. DATE: 3 FEB 1975 CHECKED: P.P.E. DATE: 21 APR 1975 CONT. NO. 401	PORT OF TACOMA MAINTENANCE BUILDING PHASE I - EQUIPMENT MAINTENANCE CONTENTS: FLOOR PLANS	
	Moel R. Adams P.E. & Associates, Inc. Civil & Structural 2710 Rochester St. W., Tacoma, Wa. 98466 782-3833 Arnold N. Bogus and Associates, Mech. & Elect. 4041 Ruston Way, Suite A, Tacoma, Wa. 98402 782-7722		FIELD BOOK(S): APPROVED: _____ DATE: 4-28-75		SCALE: 1/4" = 1'-0" DRAWING NO.: EP-2622-4 SHEET A-13 OF 24
	AS BUILT		DATE: 3/10/77 BY: _____ APP. _____ DATE: _____		CHIEF ENGINEER: <i>Donald L. Miesner</i>
	MARK: _____		REVISION: _____		DATE: _____



REGISTERED ARCHITECT Russell P. Ziegler STATE OF WASHINGTON		Krona, Ziegler and Associates Architects and Planners, A.I.A. 3502 So. 18th St. Tacoma, Wa. 98405 752-6604		DRAWN: C.T.G. DATE: 3 FEB 1975 CHECKED: P.P.E. DATE: 21 APRIL 1975 CHECKED: _____ DATE: _____		PORT OF TACOMA MAINTENANCE BUILDING PHASE I - EQUIPMENT MAINTENANCE	
Noel R. Adams P.E. & Associates, Inc. Civil & Structural 2719 Rochester St. W., Tacoma, Wa. 98466 565-3833 Arnold N. Bogue and Associates Mech. & Elect. 4041 Ruston Way, Suite A, Tacoma, Wa. 98402 732-7722		CONT. NO. 401 FIELD BOOK(S): _____ APPROVED: _____ DATE: 4-28-75		CONTENTS: BLDG. SECTION & DETAILS SCALE: 1/8" = 1'-0" DRAWING NO.: EP-2622-4 SHEET: A-15 OF 24			
AS BUILT		3/10/77		CHIEF ENGINEER:			

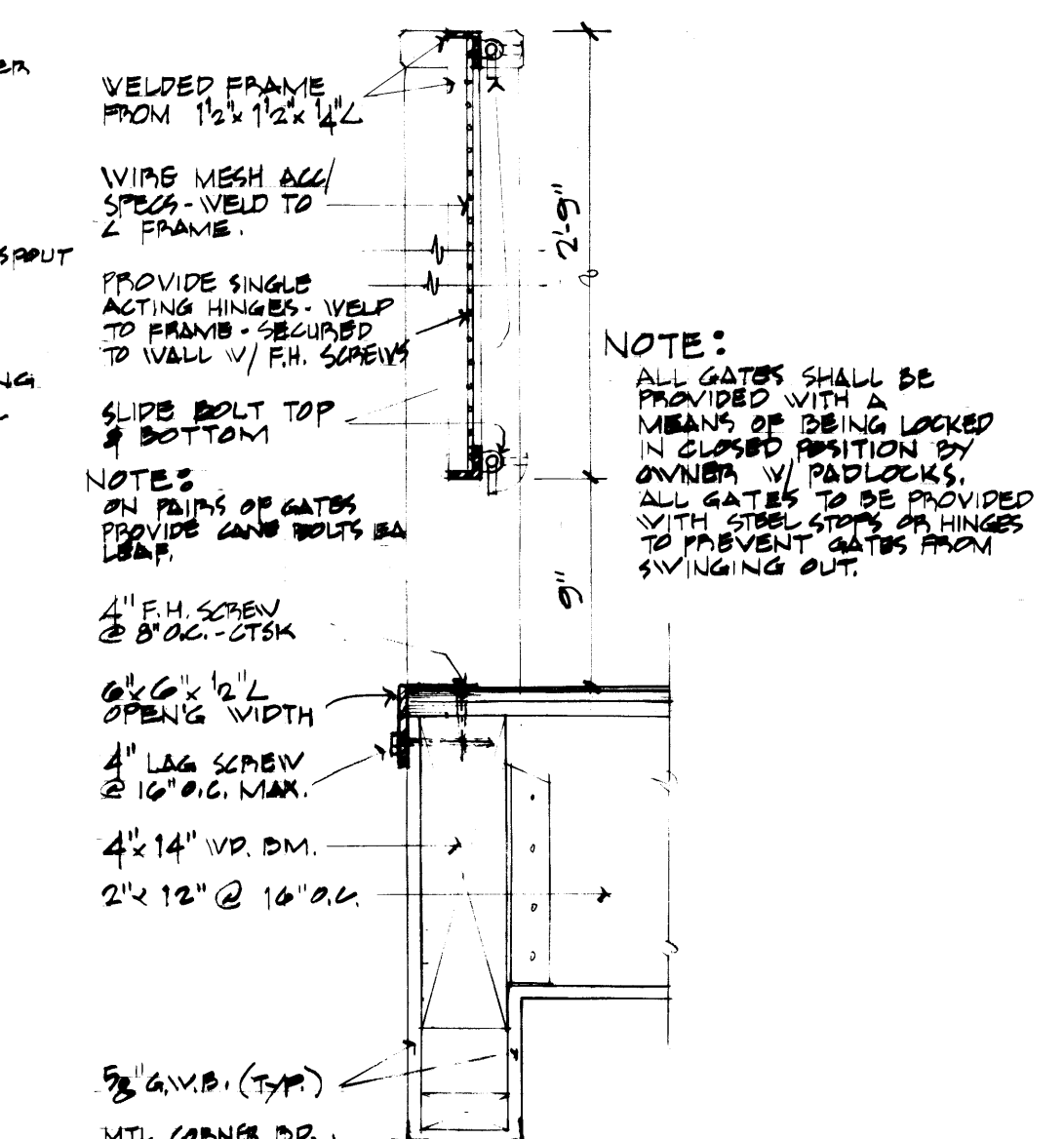


REGISTERED ARCHITECT Krona, Ziegler and Associates Architects and Planners, AIA 3802 So. 18th St. Tacoma, Wa. 98405 752-8804		DRAWN: C.T.G. DATE: 2 FEB. 1975 CHECKED: J.P.E. DATE: 21 APRIL 1975 CHECKED: [] DATE: [] CONT. NO. 401		PORT OF TACOMA MAINTENANCE BUILDING PHASE I - EQUIPMENT MAINTENANCE CONTENTS: BUILDING SECTIONS, LADDER DET.	
Neel R. Adams P.E. & Associates, Inc. Civil & Structural 2710 Rochester St. W., Tacoma, Wa. 98466 565-3033 Arnold N. Bogue and Associates Mech. & Elect. 4041 Ruston Way, Suite A, Tacoma, Wa. 98402 752-7722		FIELD BOOK (S) APPROVED: [] DATE: 4-28-75		SCALE: 1/4" = 1'-0" DRAWING NO.: EP-2622-4 SHEET: A-16 OF 24	
AS BUILT MARK REVISION BY APP. DATE		3/11/77 []		[]	

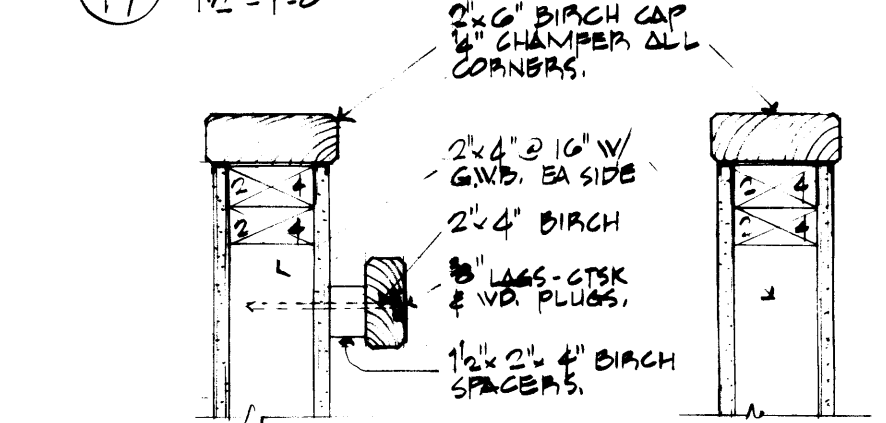


1
17

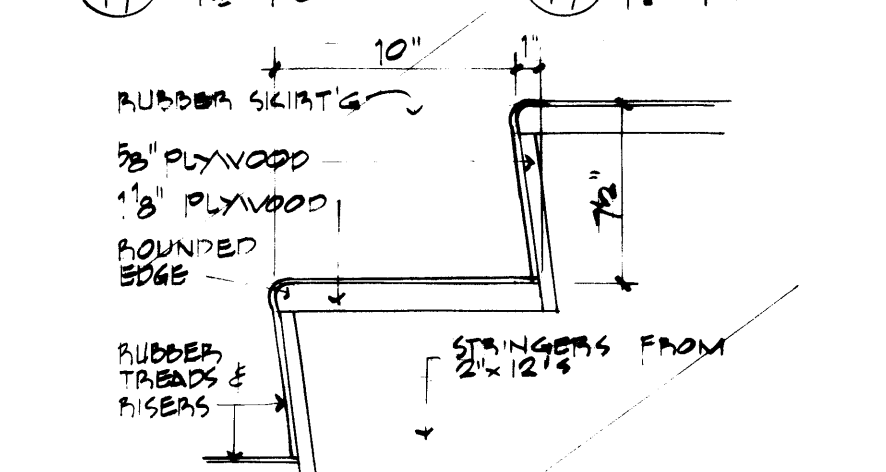
DETAIL OF WORK BENCH
SCALE $1\frac{1}{2}" = 1'-0"$



3 PLATFORM & GATE DETAIL
17 16" - 18"

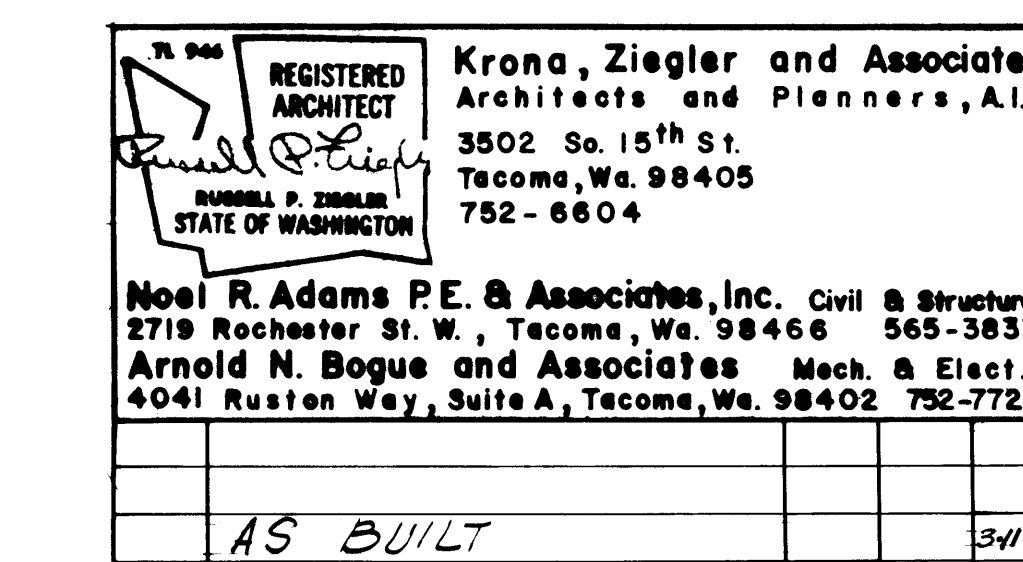


$$\frac{5}{17} \text{ HANDRAIL } \frac{110'' = 1'-2''}{17} \quad \frac{4}{17} \text{ GUARDRAIL } \frac{110'' = 1'-0''}{17}$$


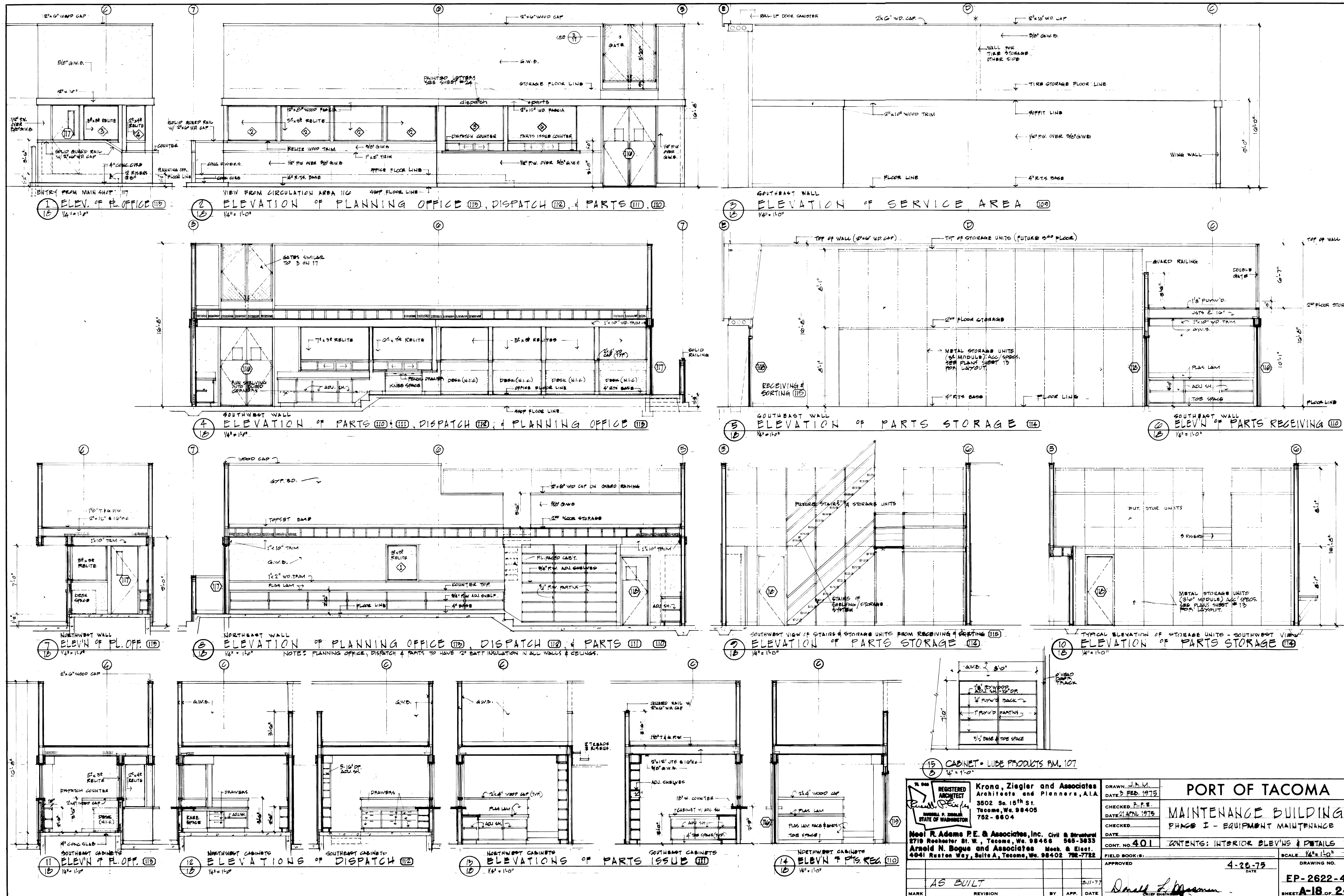


⑥ TREAD DETAIL
SCALE 1/2" = 1'-0"

BUILDING SECTION "F-F"
SCALE 1" = 1'-0"



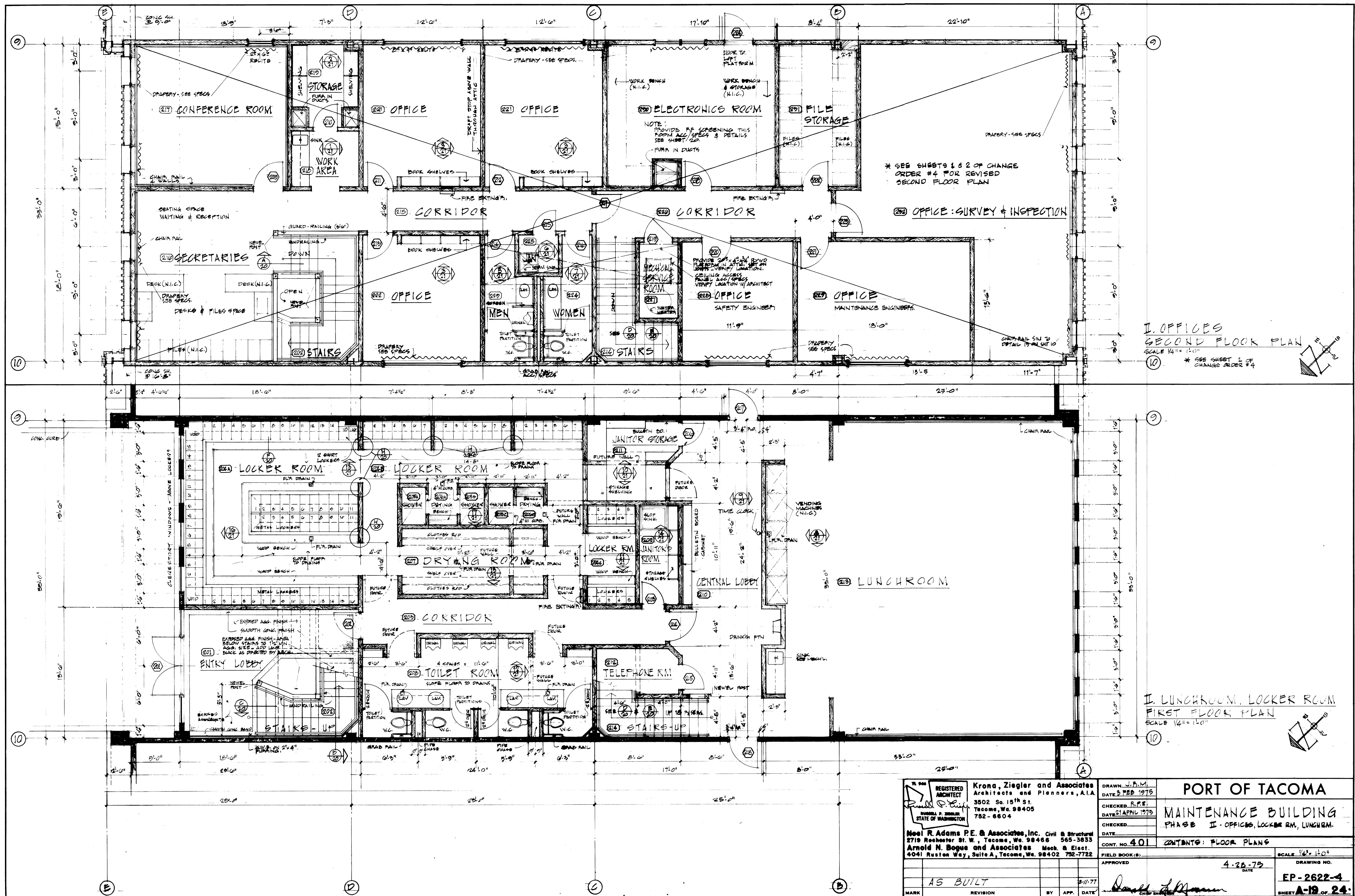
DRAWN: C.T.G.	PORT OF TACOMA	
DATE: 2 FEB. 1975	MAINTENANCE BUILDING PHASE I EQUIPMENT MAINTENANCE	
CHECKED: P.R.Z.		
DATE: 21 APR. 1975		
CHECKED:		
DATE:	CONTENTS: BLDG. SECTIONS & DETAILS	
CONT. NO. 401	FIELD BOOK (#)	
APPROVED	4-28-75 DATE	SCALE: 1/4" = 1'-0" DRAWING NO. EP - 2622-

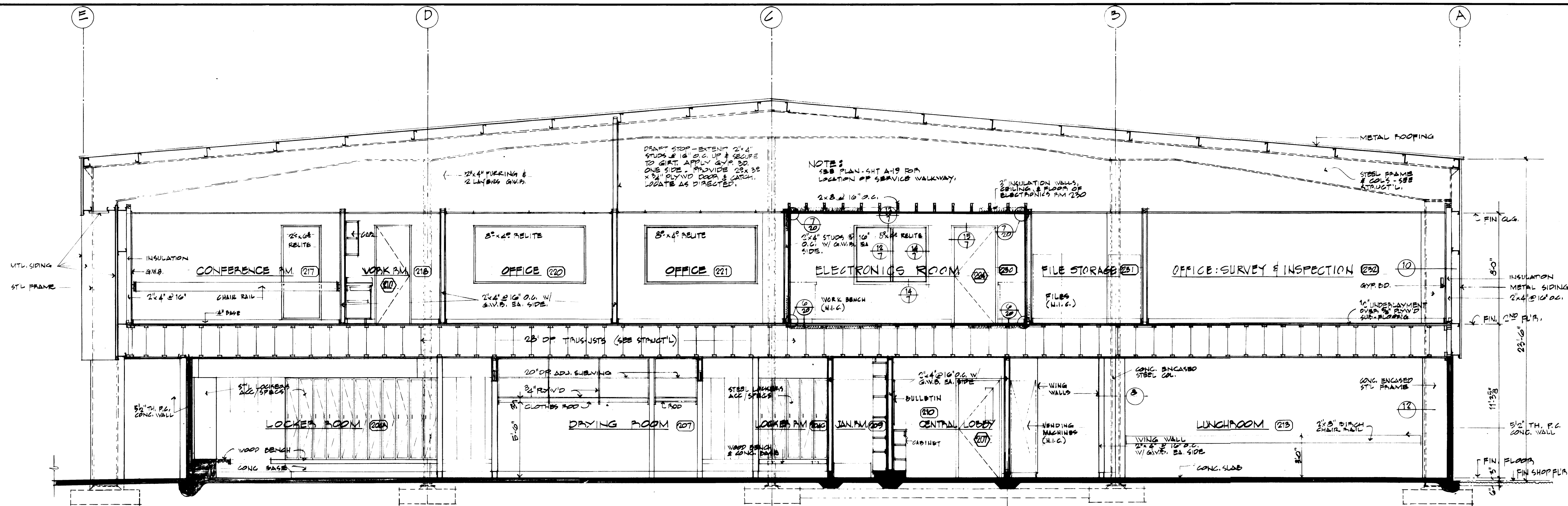


Krone, Ziegler and Associates
Architects and Planners, AIA
3502 So. 15th St.
Tacoma, Wa. 98405
752-6804

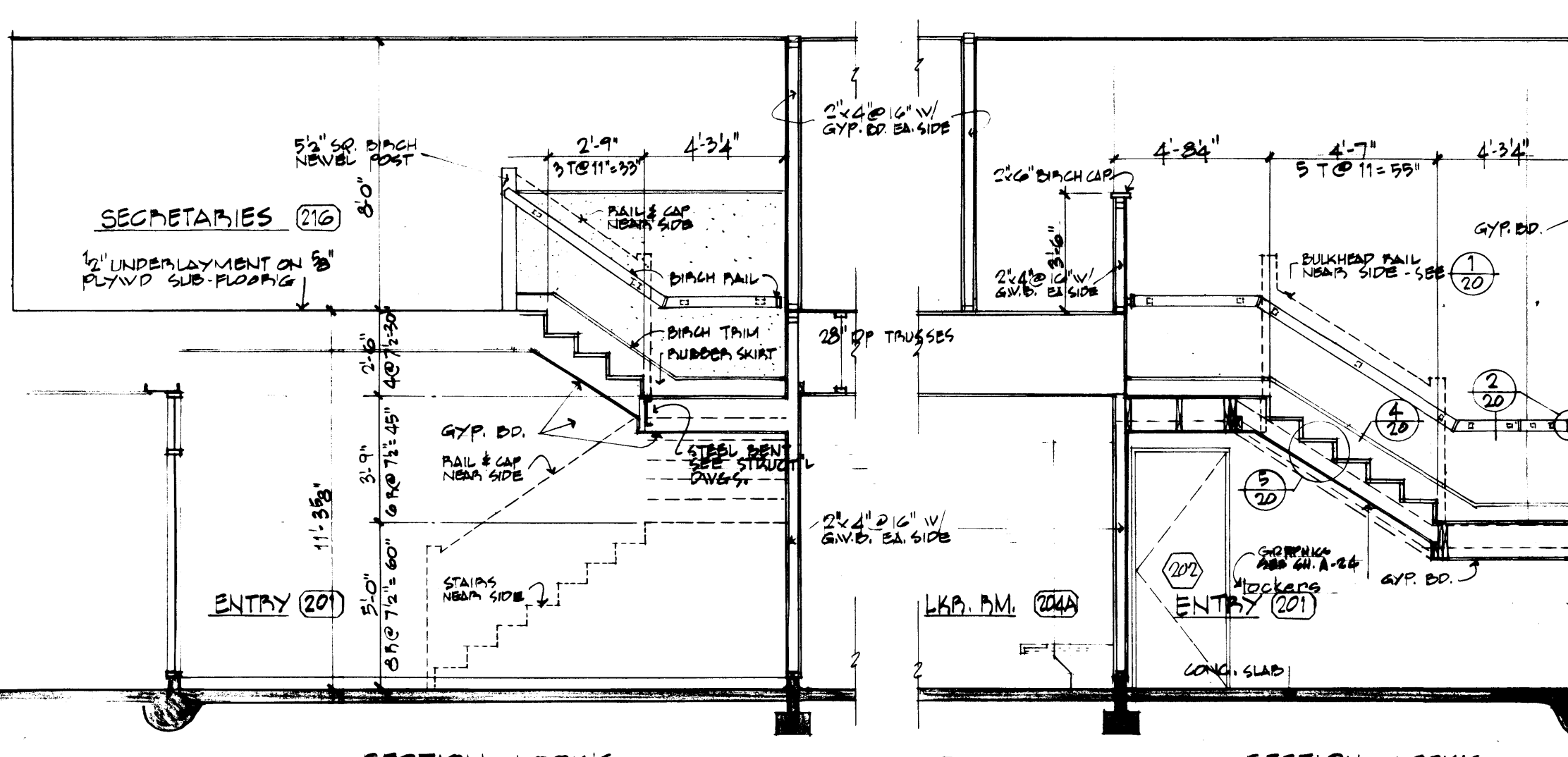
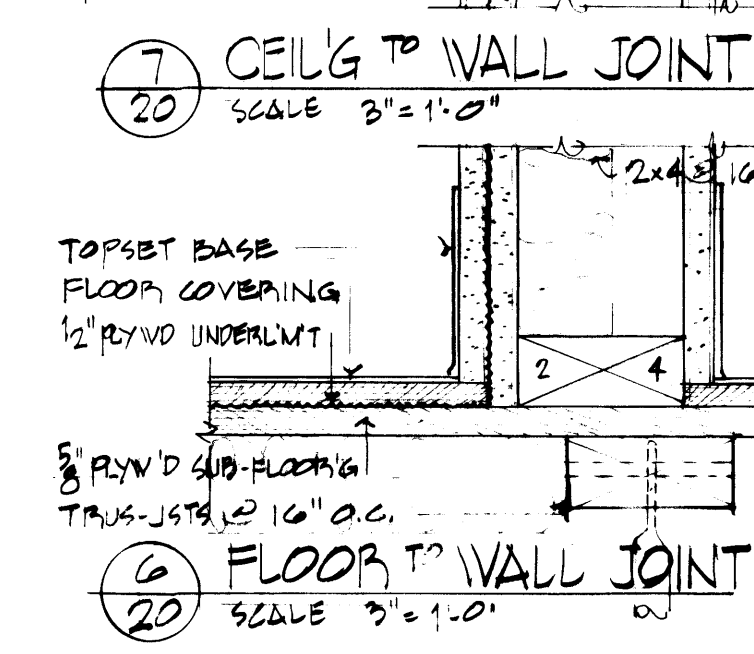
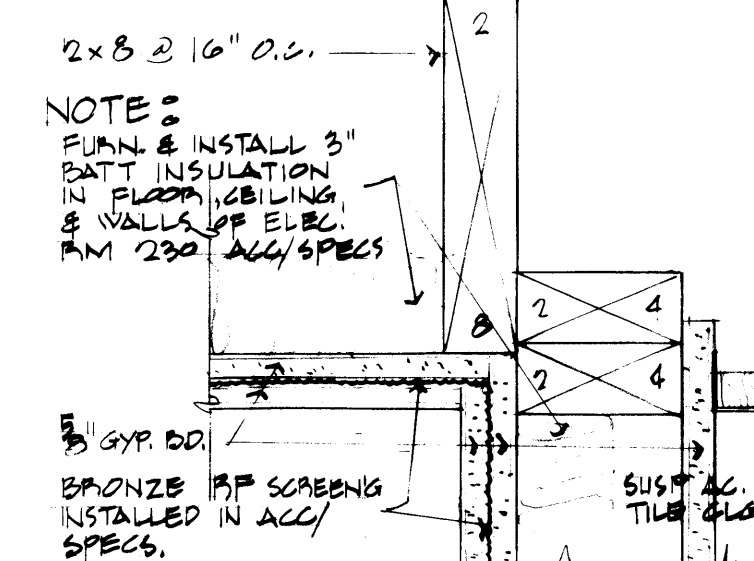
PORT OF TACOMA MAINTENANCE BUILDING PHASE I - EQUIPMENT MAINTENANCE	
DRAWN: J.M.M. CHECKED: P.P.E. DATE: 21 APRIL 1975 CONT. NO. 401 FIELD BOOK (S): APPROVED: 4-26-75 DATE:	SCALE: 1/4" = 1'-0" DRAWING NO.: EP-2622-4 SHEET: A-18 OF 24

Neel R. Adams P.E. & Associates, Inc. Civil & Structural
2710 Rochester St. W., Tacoma, Wa. 98466 565-3833
Arnold N. Bogue and Associates Mech. & Elect.
4841 Ruston Way, Suite A, Tacoma, Wa. 98402 792-7722



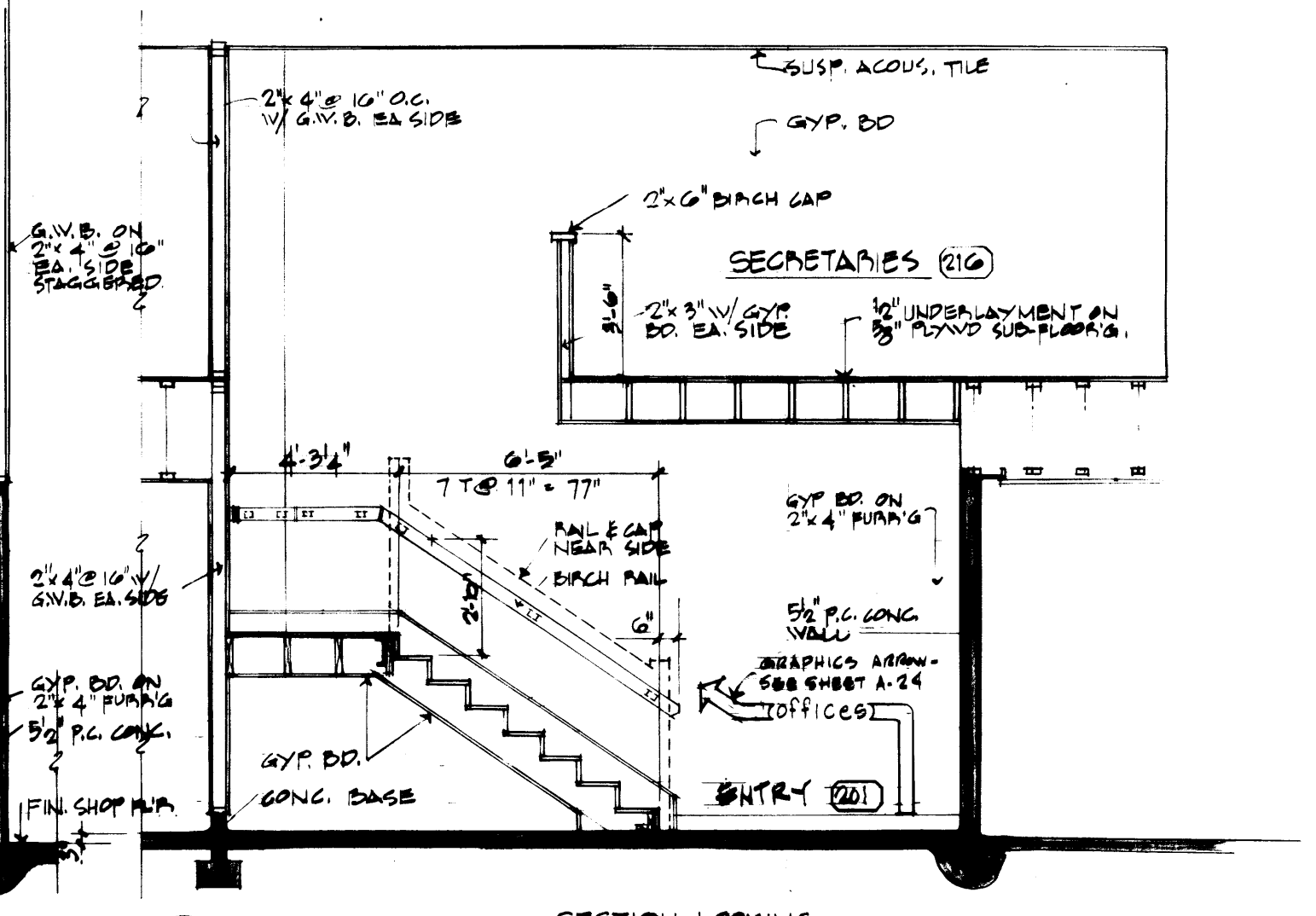


BUILDING SECTION "G-G"
SCALE 1/4" = 1'-0"

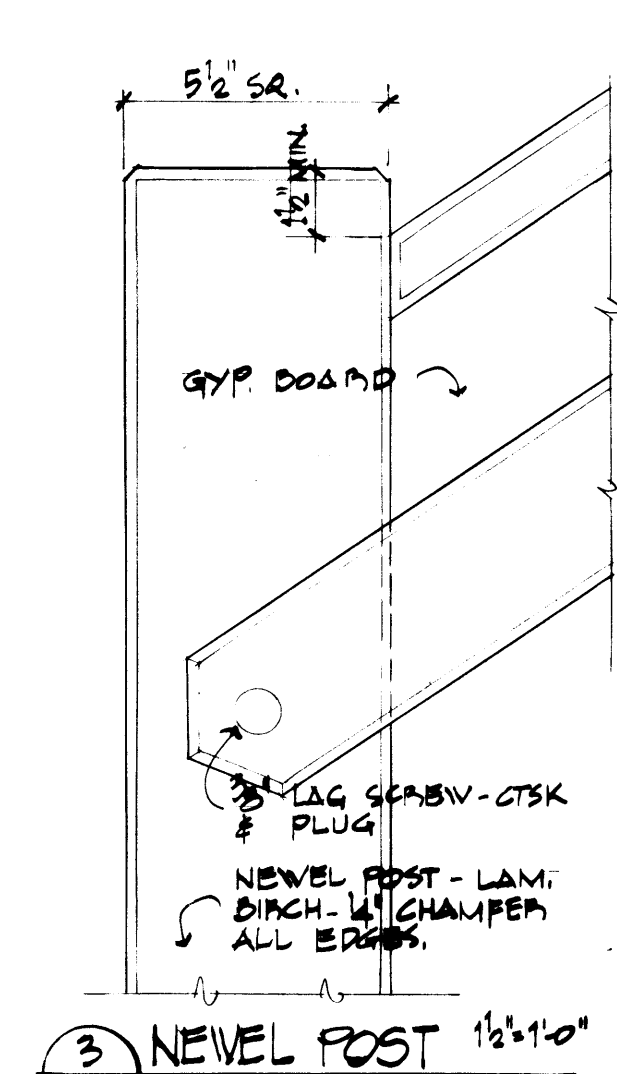


20 STAIRS (202) SECTION LOOK'G SOUTHEAST
SCALE 1/4" = 1'-0"

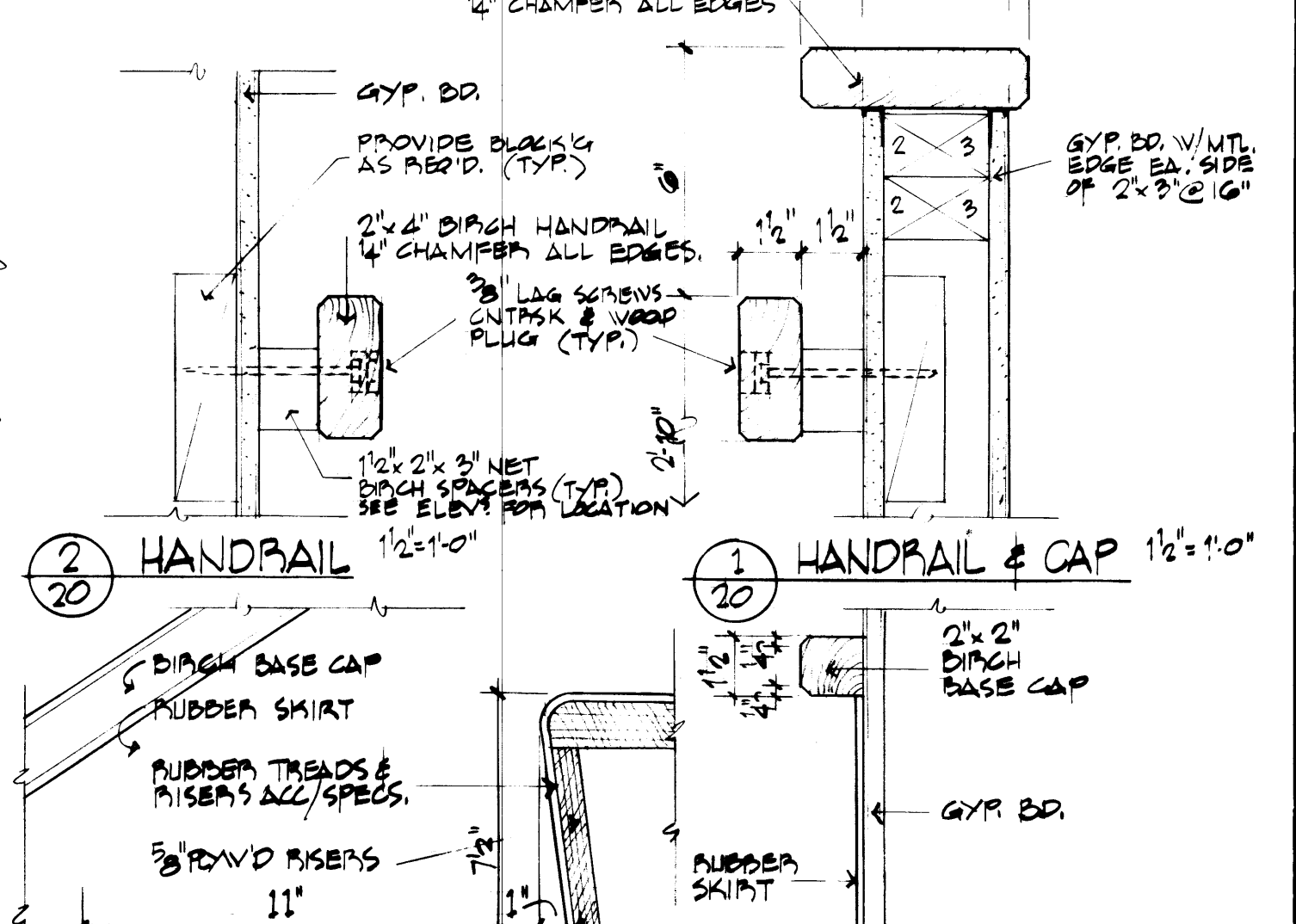
20 STAIRS (202) SECTION LOOK'G SOUTHWEST
SCALE 1/4" = 1'-0"



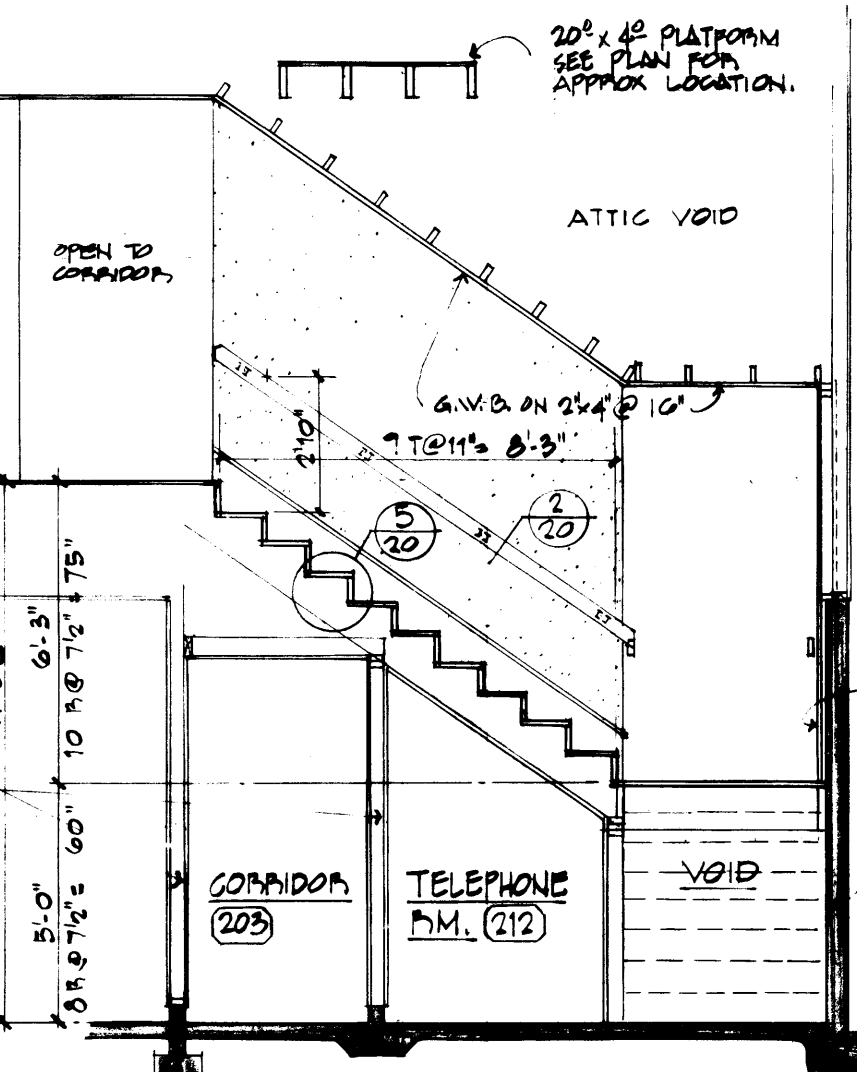
20 STAIRS (202) SECTION LOOKING NORTHWEST
SCALE 1/4" = 1'-0"



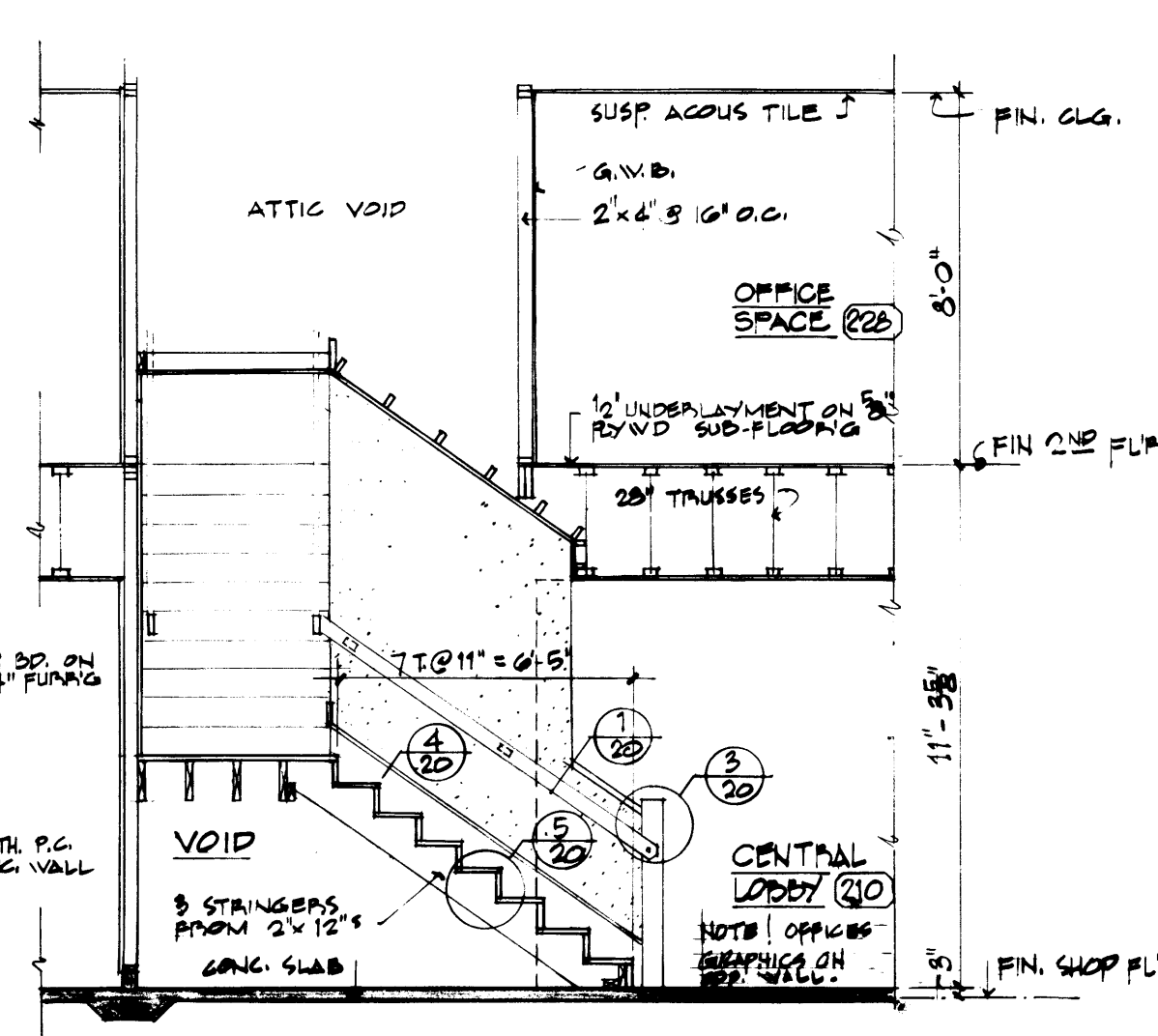
20 NEWEL POST 1/2" = 1'-0"



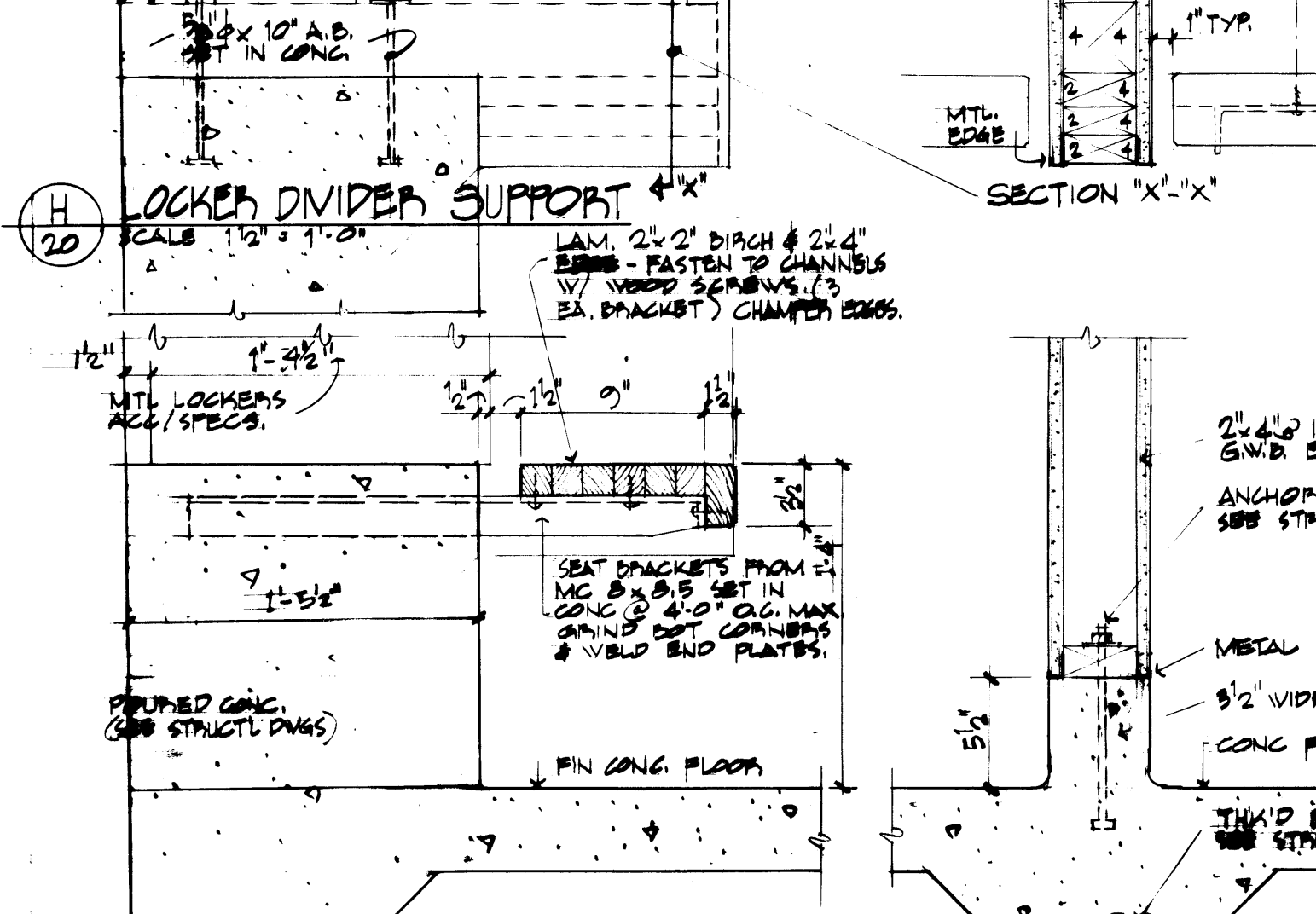
20 HANDRAIL 1/2" = 1'-0"



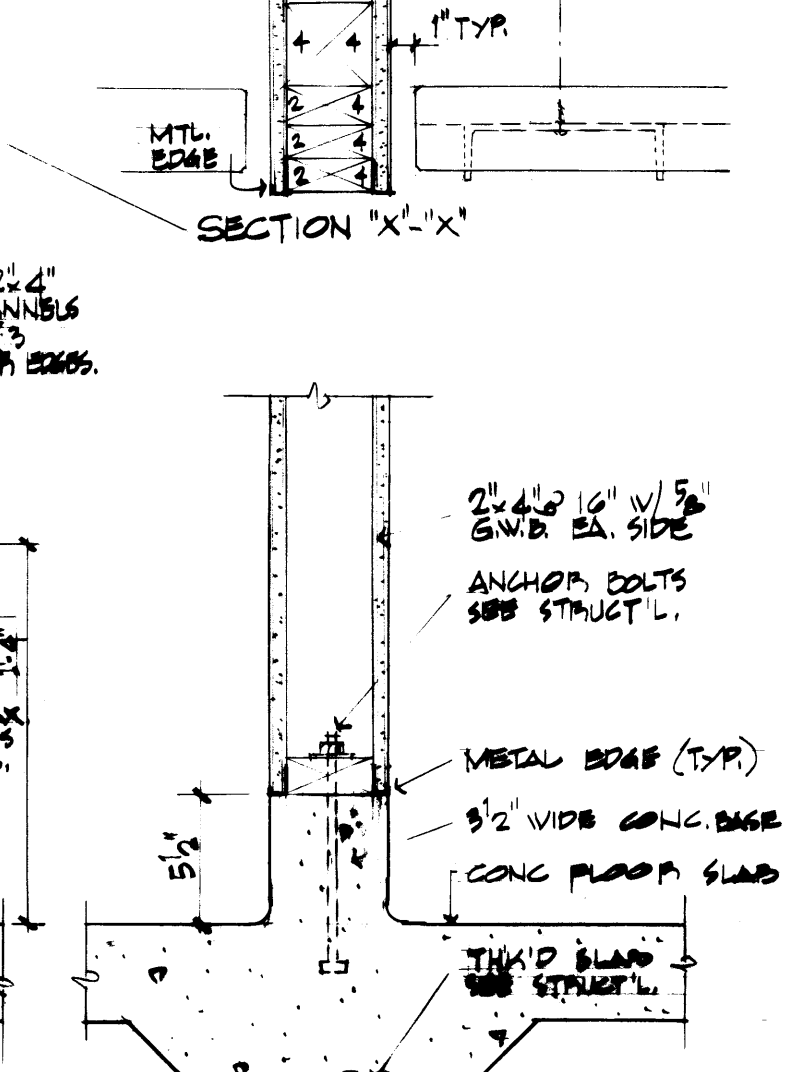
20 STAIRS (214) SECTION LOOK'G SOUTHWEST
SCALE 1/4" = 1'-0"



20 STAIRS (214) SECTION LOOK'G SOUTHEAST
SCALE 1/4" = 1'-0"

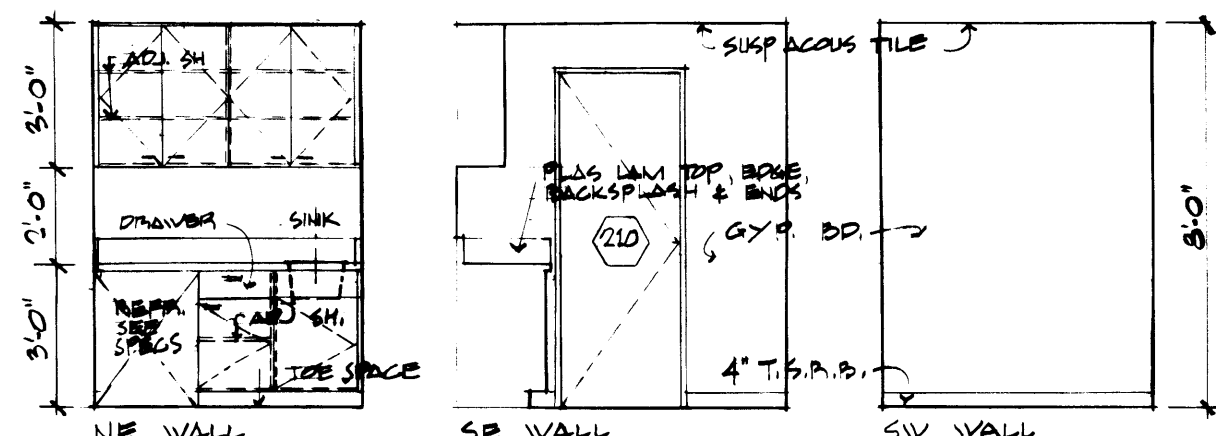


20 LOCKER DIVIDER SUPPORT 1/2" = 1'-0"

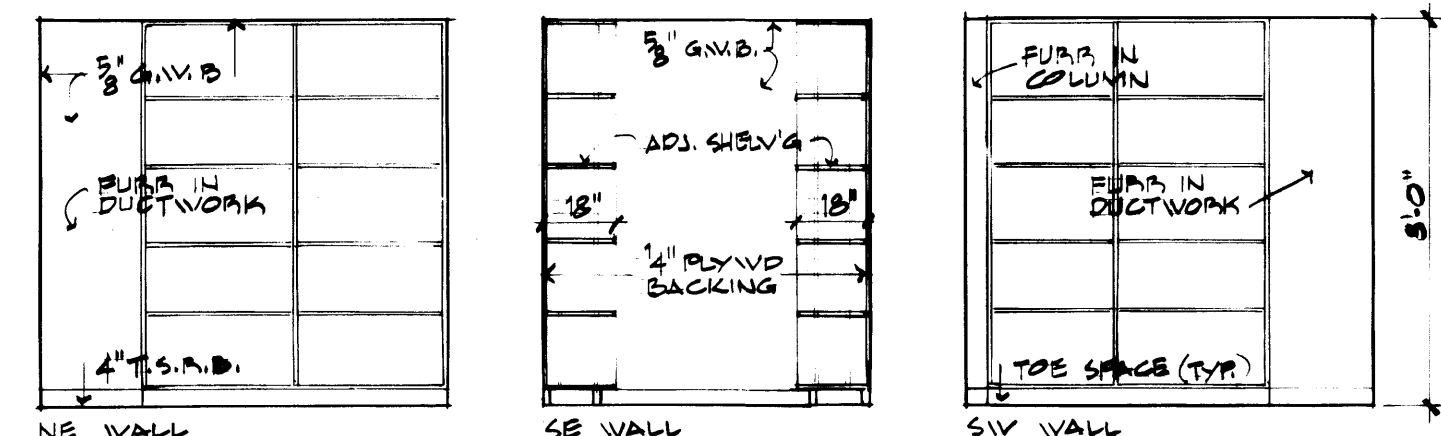


20 CONCRETE BASE DETAIL 1/2" = 1'-0"

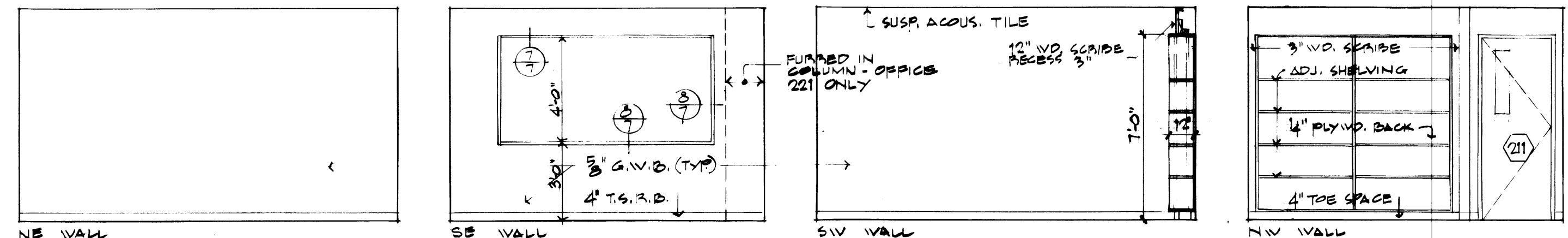
REGISTERED ARCHITECT KRONA, ZIEGLER AND ASSOCIATES ARCHITECTS AND PLANNERS, A.I.A. 3502 So. 15th St. Tacoma, Wa. 98405 752-6804	DRAWN: G.T.G. DATE: 5 FEB. 1975 CHECKED: R.P.E. DATE: 21 APRIL 1975 DATE: CONT. NO. 401	PORT OF TACOMA MAINTENANCE BUILDING PHASE II - OFFICES, LOCKER RM, LUNCHROOM	
		CONTENTS: BLDG. SECTION & DETAILS SCALE: 1/4" = 1'-0" DRAWING NO. EP-2622-4 SHEET A-20-24	
Neel R. Adams P.E. & Associates, Inc. Civil & Structural 2719 Rochester St. W., Tacoma, Wa. 98466 565-3833 Arnold N. Bogue and Associates Mech. & Elect. 4041 Ruston Way, Suite A, Tacoma, Wa. 98402 752-7722	APPROVED: 4-28-75 DATE: 5-11-77 BY: [Signature] APP. DATE:	AS BUILT REVISION: BY: APP. DATE:	



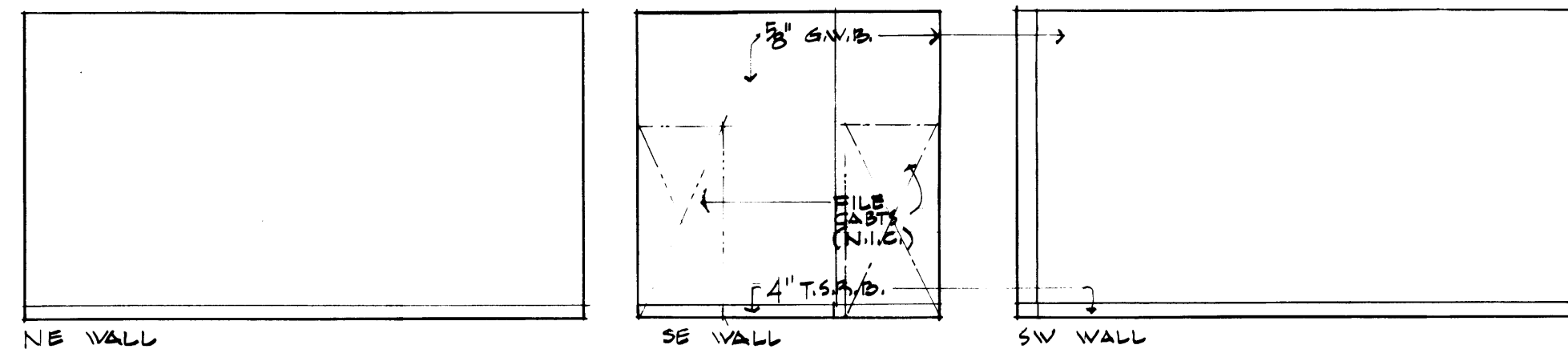
1 ELEVNS OF WORK AREA (218)
21 SCALE 1/4\"/>



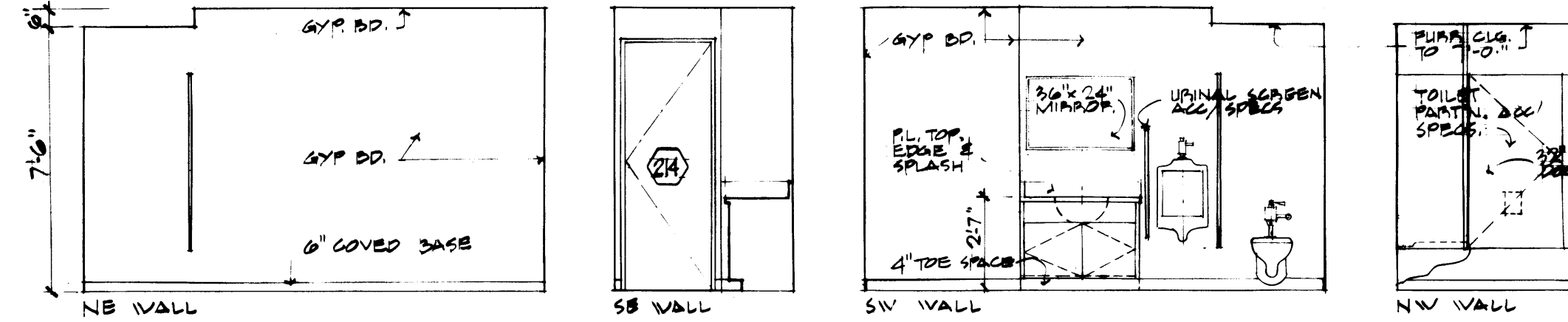
2 ELEVNS OF STORAGE (219)
21 SCALE 1/4\"/>



3 ELEVNS OF OFFICE (220) (OFFICE (221) IDENTICAL & OFFICE (223) SIMILAR BUT OPPOSITE HAND)
21 SCALE 1/4\"/>

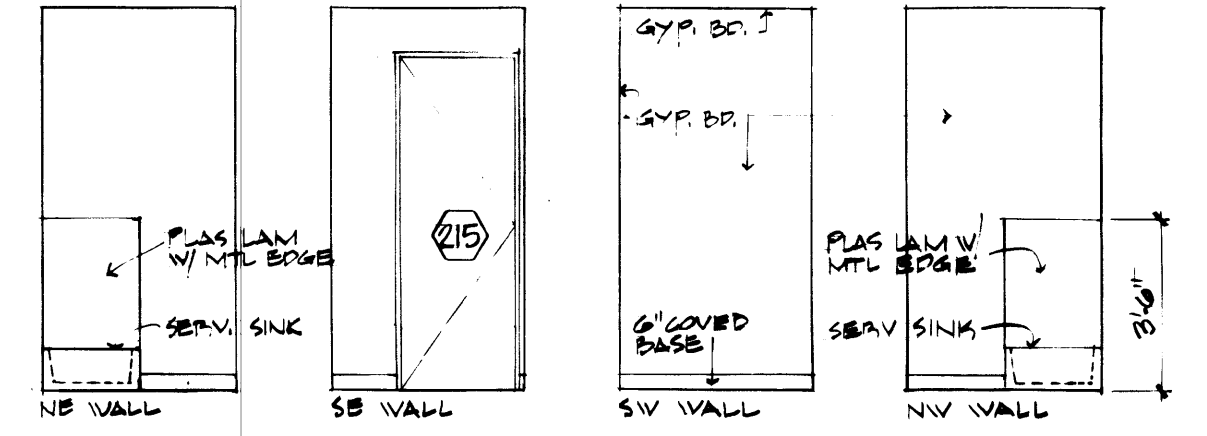


4 ELEVNS OF FILE STORAGE (222)
21 SCALE 1/4\"/>

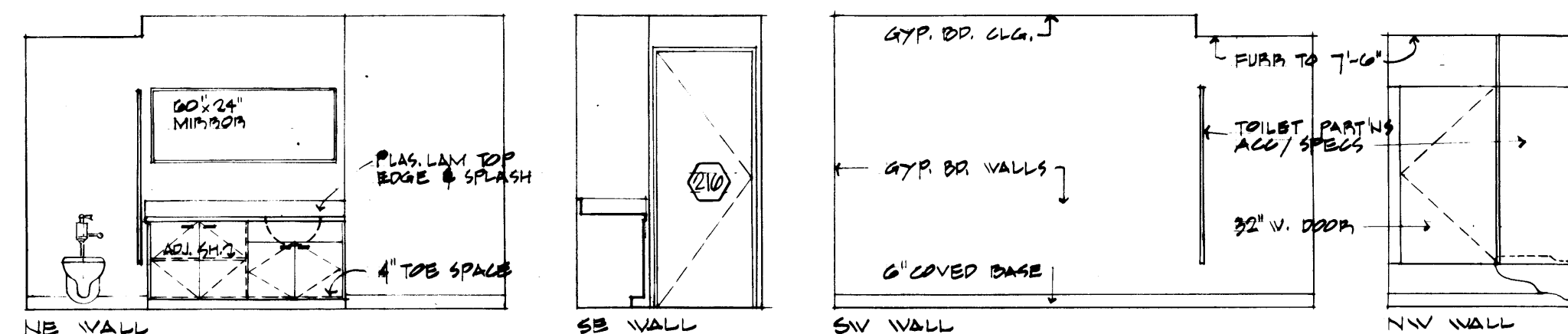


5 ELEVNS OF MEN (224)
21 SCALE 1/4\"/>

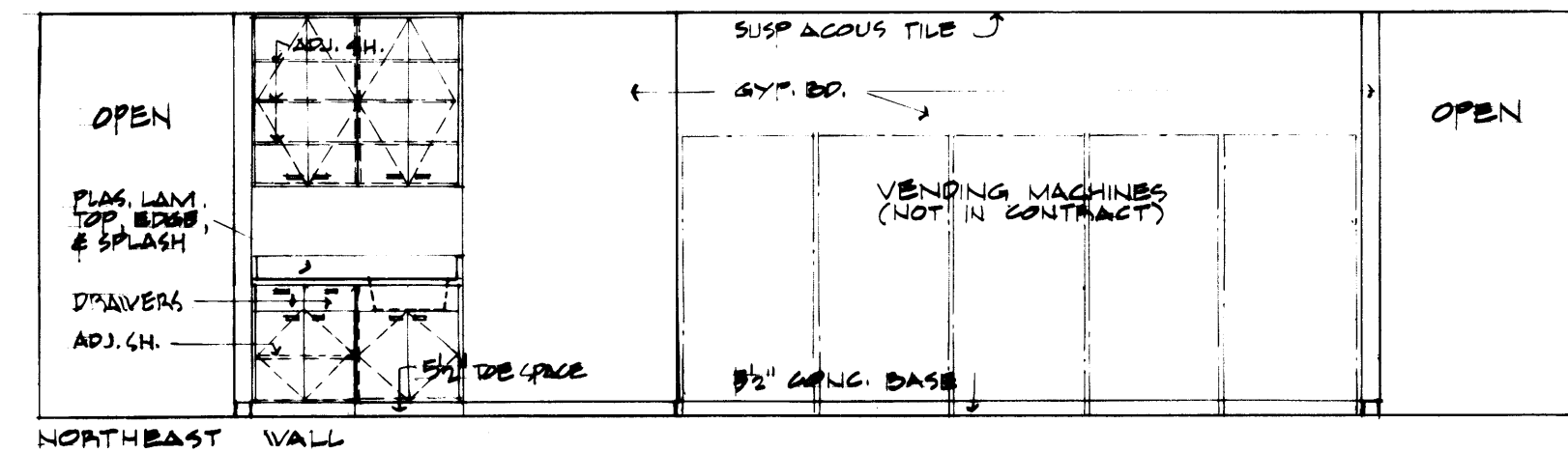
NOTE:
TOWEL DISPENSERS, PAPER HOLDERS, SOAP DISPENSERS AND ETC. TO BE FURNISHED & INSTALLED BY OWNER. GENERAL CONTRACTOR SHALL FURNISH & INSTALL ALL NECESSARY BLOCKING FOR EQUIPMENT TO BE MOUNTED BY OWNER. VERIFY SIZE & LOCATION WITH REPORT OF TACOMA.



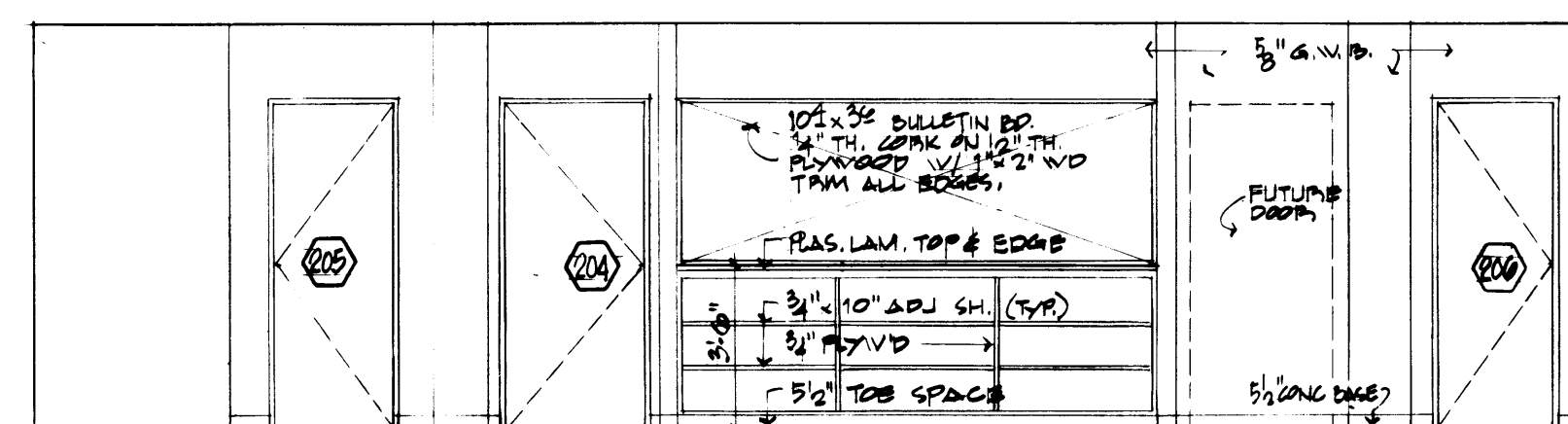

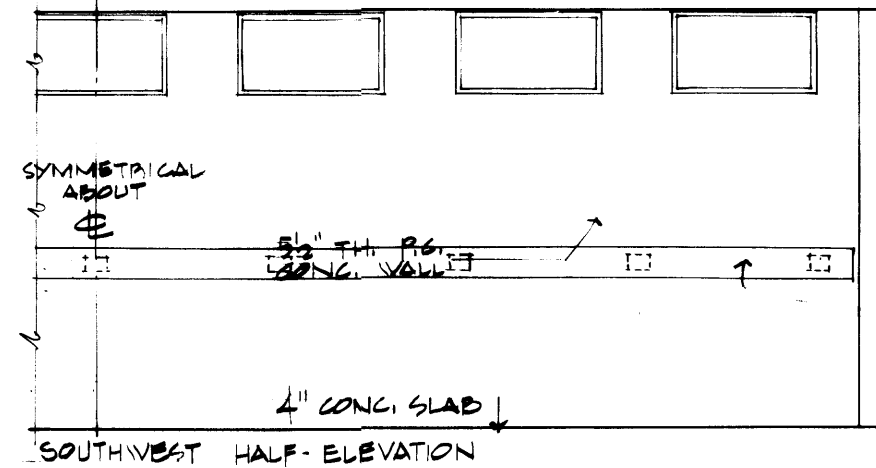
6 ELEVNS OF JANITOR (225)
21 SCALE 1/4\"/>




7 ELEVNS OF WOMEN (226)
21 SCALE 1/4\"/>



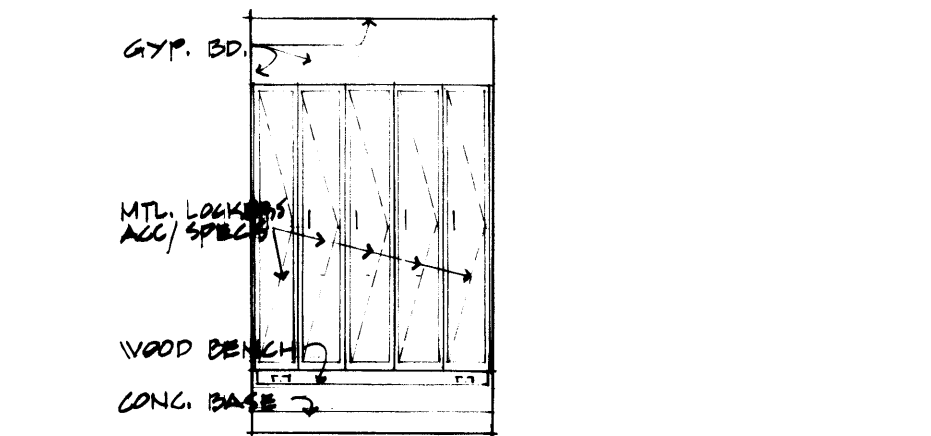
8 ELEVATIONS OF LUNCHROOM (228)
21 SCALE 1/4\"/>



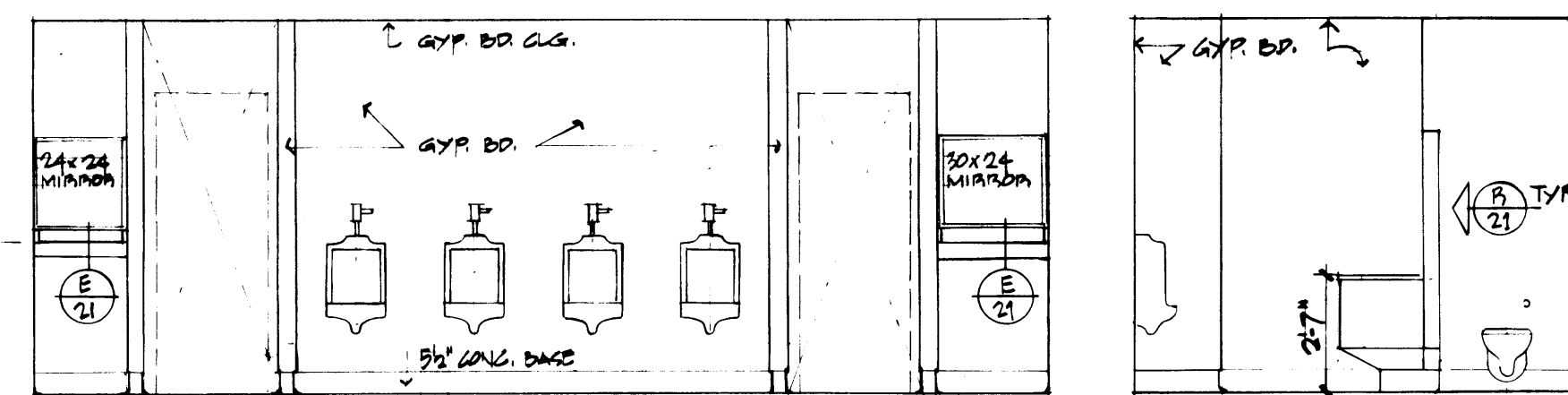
9 ELEVATIONS OF CENTRAL LOBBY (210)
21 SCALE 1/4\"/>



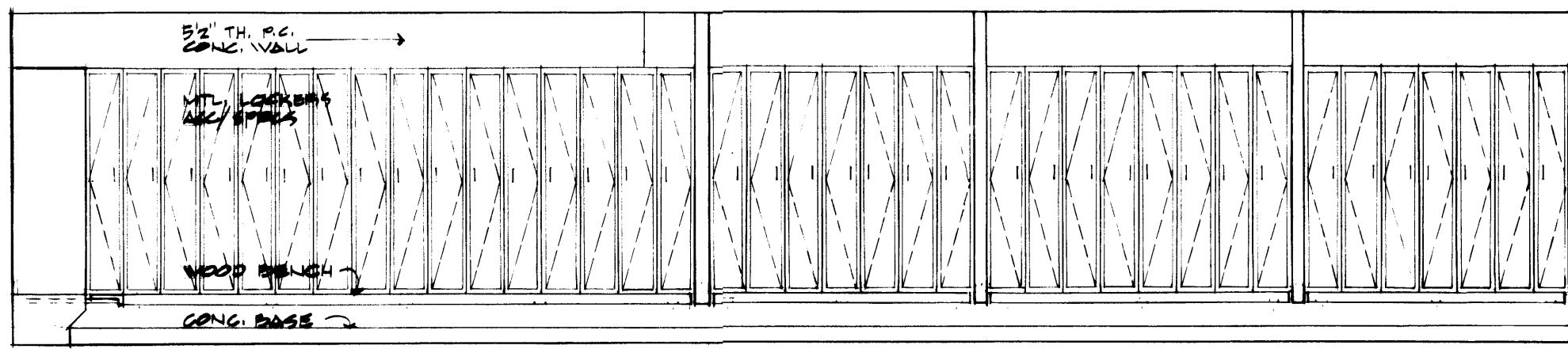
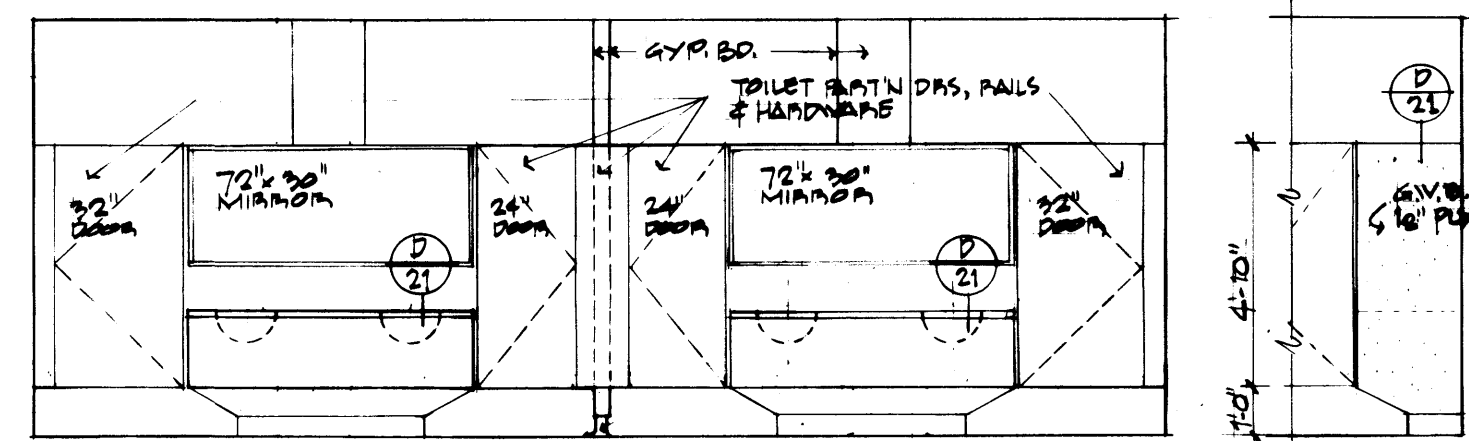
10 ELEVATIONS OF JANITOR STORAGE (221)
21 SCALE 1/4\"/>



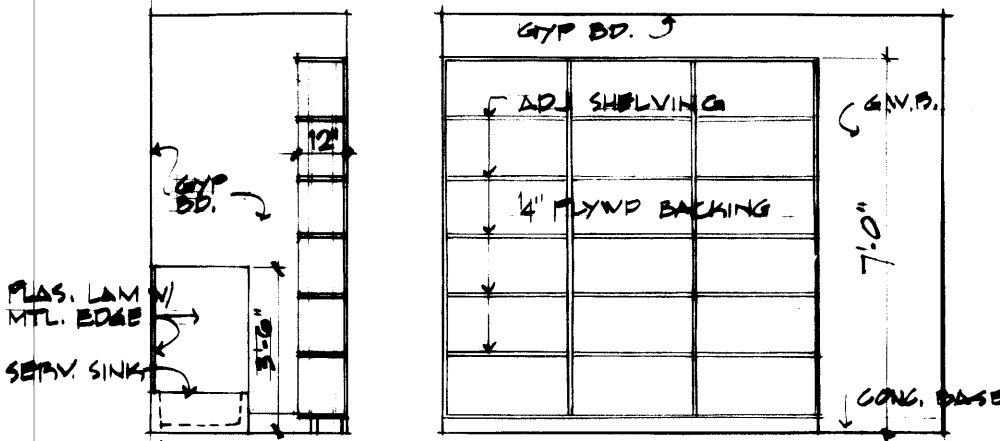
11 LOCKER RM. (208)
21 SCALE 1/4\"/>



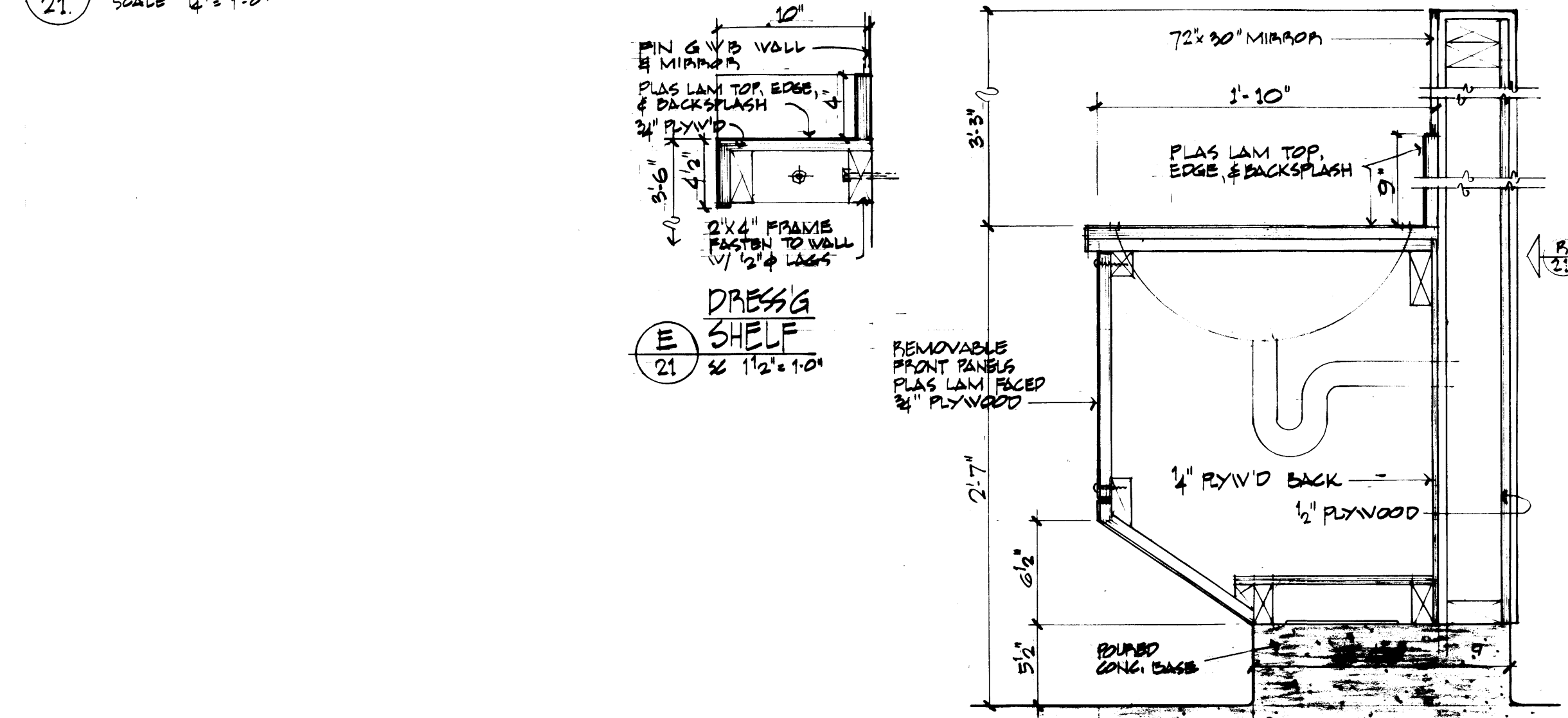
12 ELEVATIONS OF TOILET ROOM (200)
21 SCALE 1/4\"/>



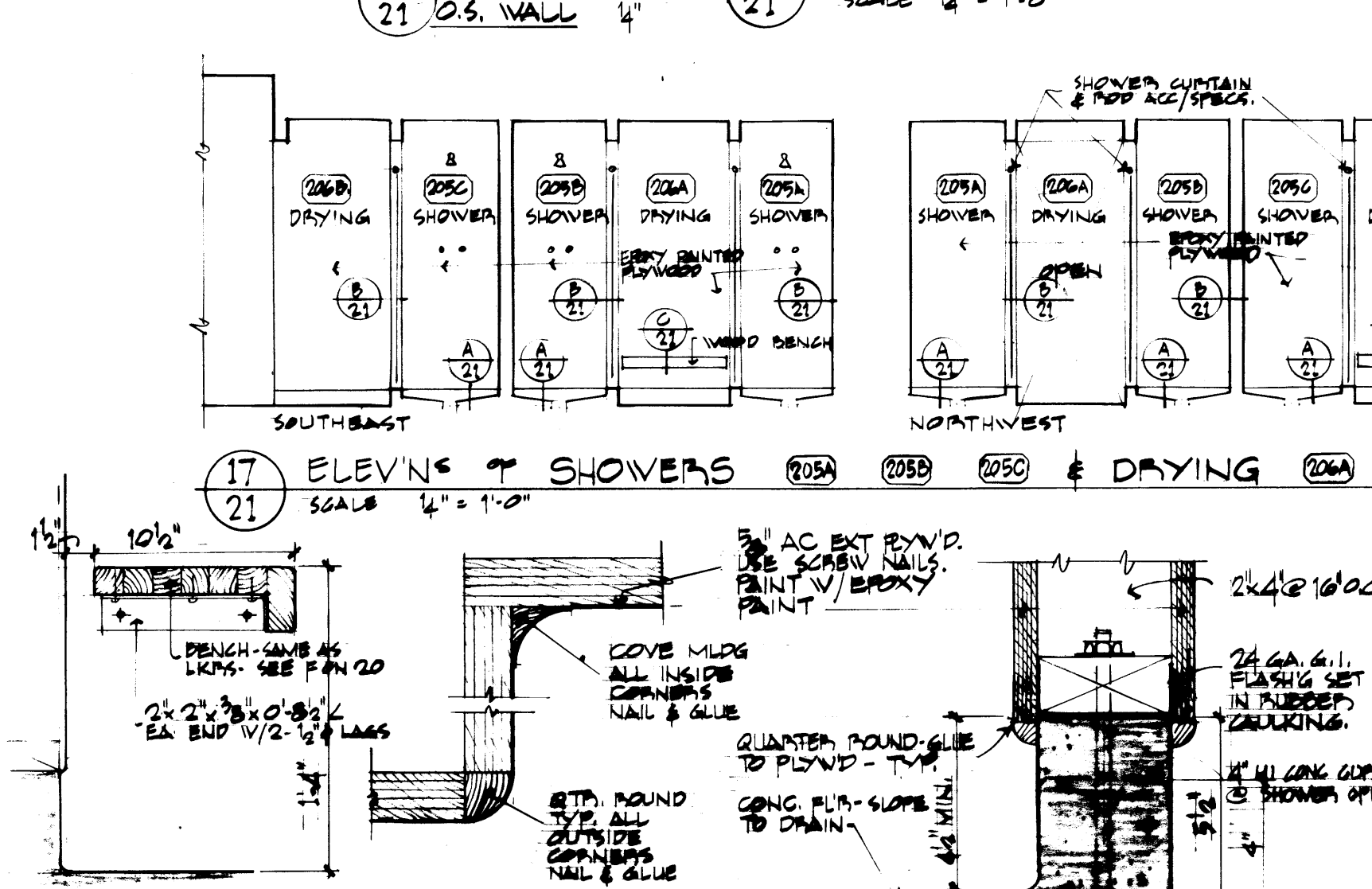
13 ELEVATION OF LOCKER ROOM (204) & (205)
21 SCALE 1/4\"/>



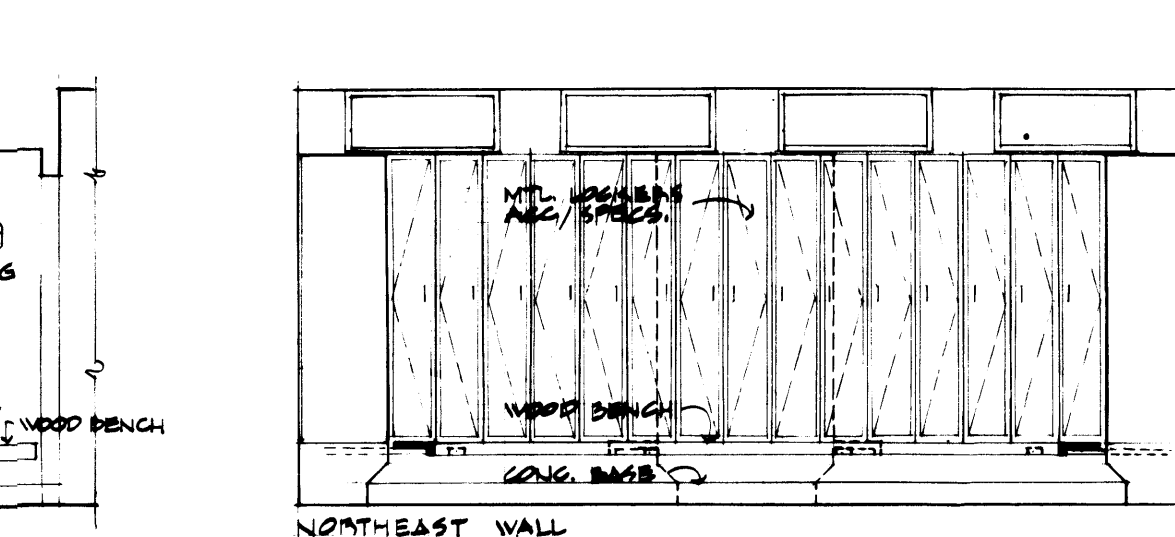
14 ELEVNS OF JAN. RM. (209)
21 SCALE 1/4\"/>



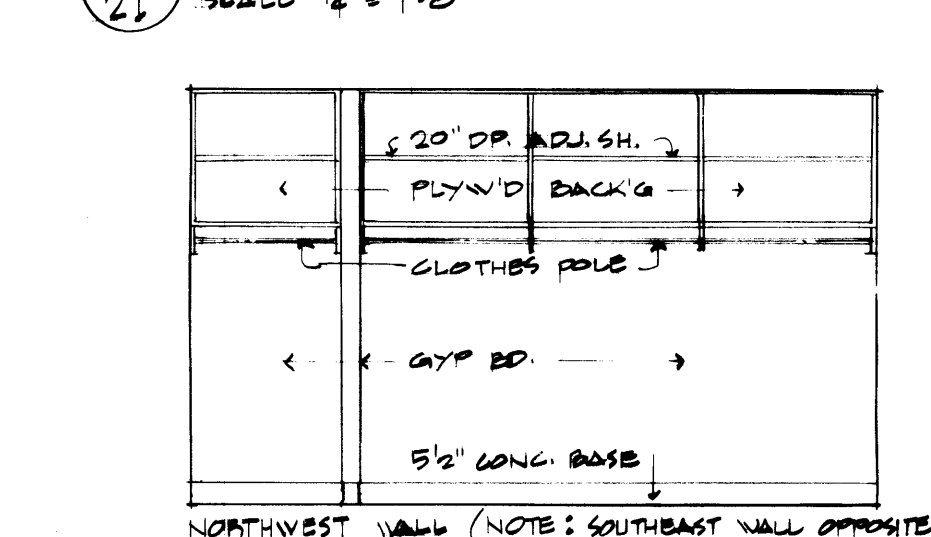
D SECTION THRU LAV. CABINET
21 SCALE 1/2\"/>



17 ELEVNS OF SHOWERS (205A, 205B, 205C) & DRYING (206A, 206B)
21 SCALE 1/4\"/>



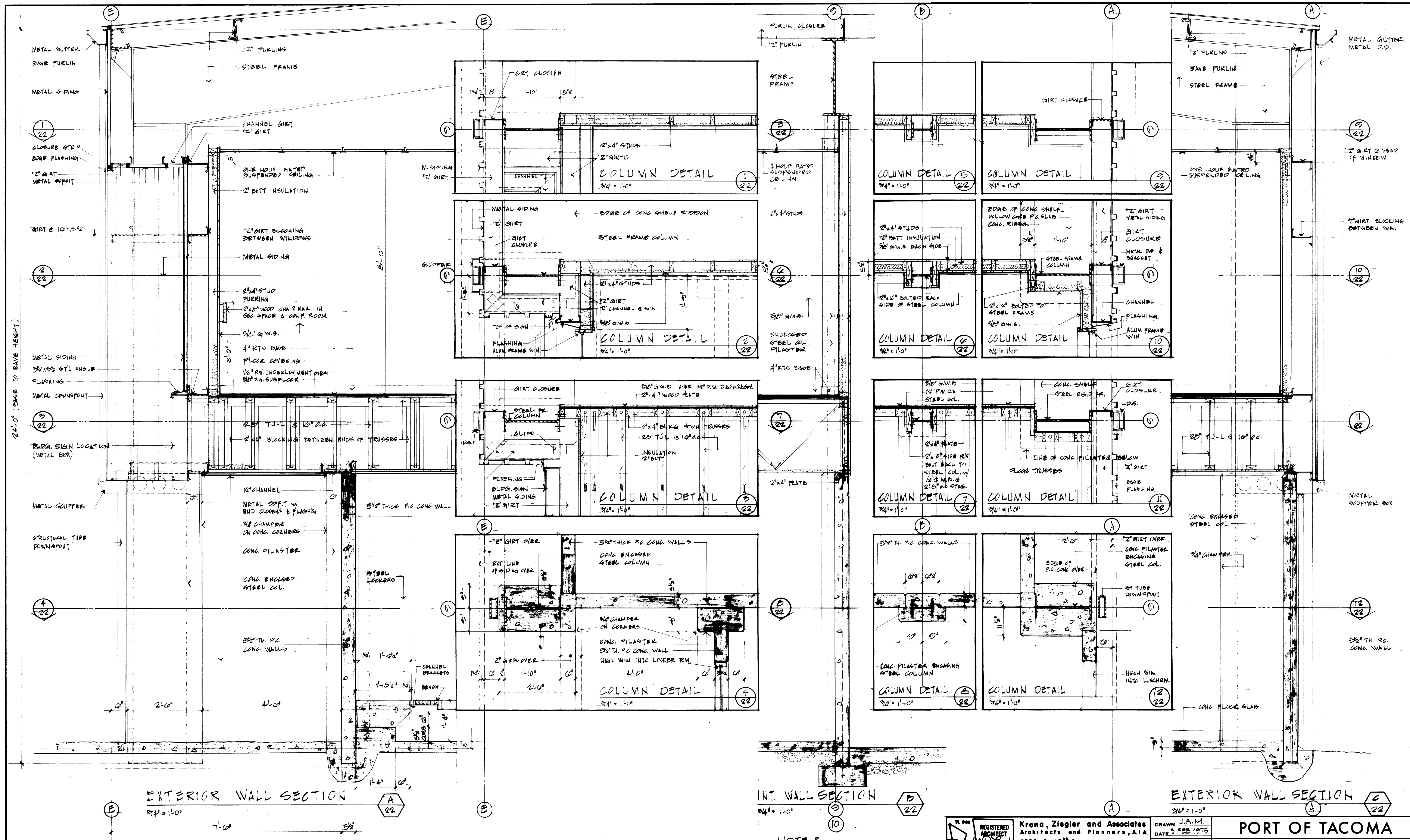
16 LOCKER ROOM. (204)
21 SCALE 1/4\"/>



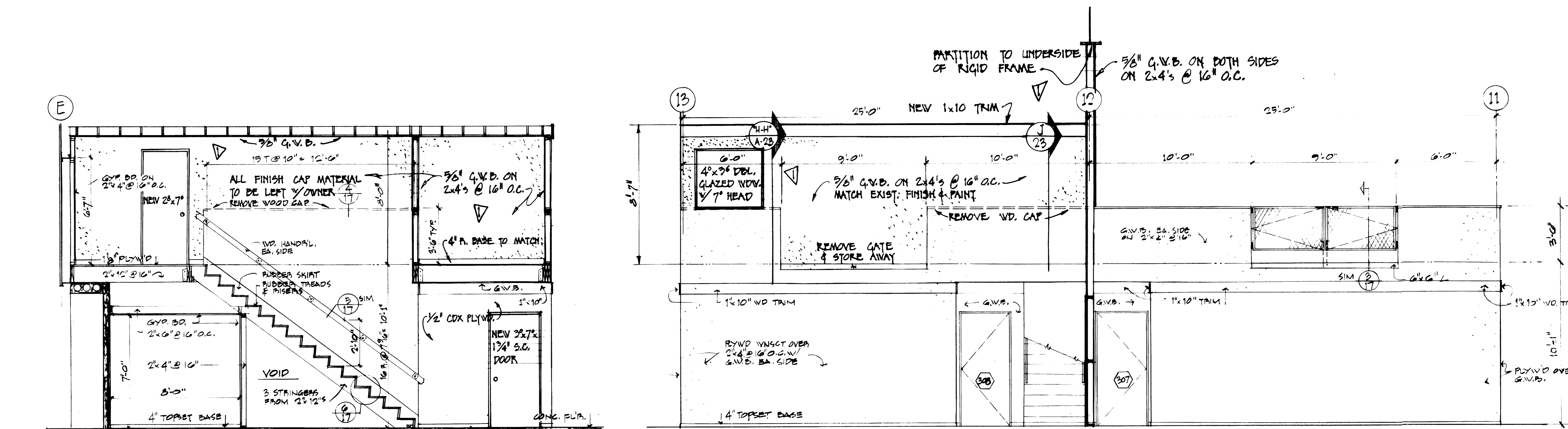
15 DRYING ROOM (207)
21 SCALE 1/4\"/>

REGISTERED ARCHITECT Krone, Ziegler and Associates Architects and Planners, A.I.A. 3802 So. 18th St. Tacoma, WA 98408 792-6804	DRAWN C.T.G. DATE 2 FEB 1979 CHECKED P.P.B. DATE 21 APR 1979 CHECKED DATE CONT. NO. 401 FIELD BOOK(S) APPROVED DATE 4-28-79 DATE
AS BUILT	REVISION
BY	APP.
DATE	DATE

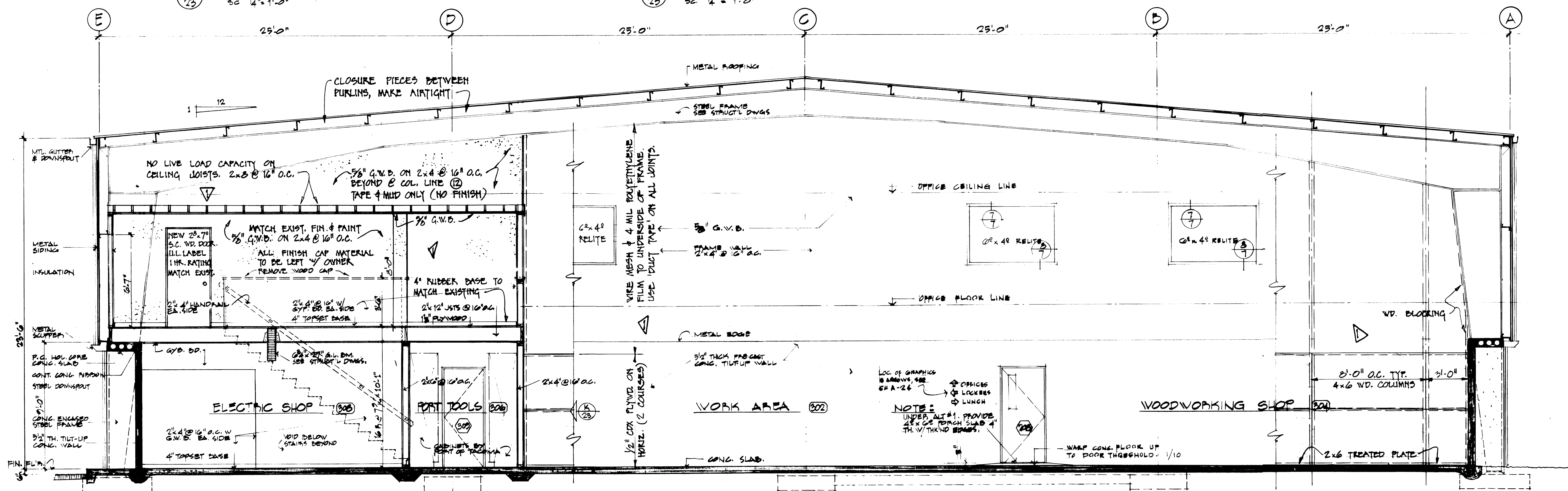
PORT OF TACOMA	
MAINTENANCE BUILDING	
PHASE II - OFFICES, LOCKER RM., LUNCHROOM	
CONTENTS: INTERIOR ELEVATIONS	
SCALE 1/4\"/>	DRAWING NO.
4-28-79	EP-2622-4
DATE	SHEET A-21 OF 24



REGISTERED ARCHITECT KRONA, ZIEGLER AND ASSOCIATES Architects and Planners, A.I.A. 3502 So. 15th St. Tacoma, Wa. 98405 752-6604		DRAWN: J.P.M. DATE: 3 FEB 1975 CHECKED: R.P.B. DATE: 21 APRIL 1975 CHECKED: _____ DATE: _____ CONT. NO. 401 FIELD BOOK (S): _____ APPROVED: _____ DATE: 4-28-75		PORT OF TACOMA MAINTENANCE BUILDING PHASE II OFFICES, LOCKER RM, LUNCHROOM CONTENTS: WALL SECTIONS, DETAILS SCALE: 3/4" = 1'-0" DRAWING NO. EP-2622-4 SHEET A-22 OF 24	
Neel R. Adams P.E. & Associates, Inc. Civil & Structural 2719 Rochester St. W., Tacoma, Wa. 98466 565-3833 Arnold N. Bogue and Associates Mech. & Elect. 4041 Ruston Way, Suite A, Tacoma, Wa. 98402 752-7722		AS BUILT REVISION BY APP. DATE			

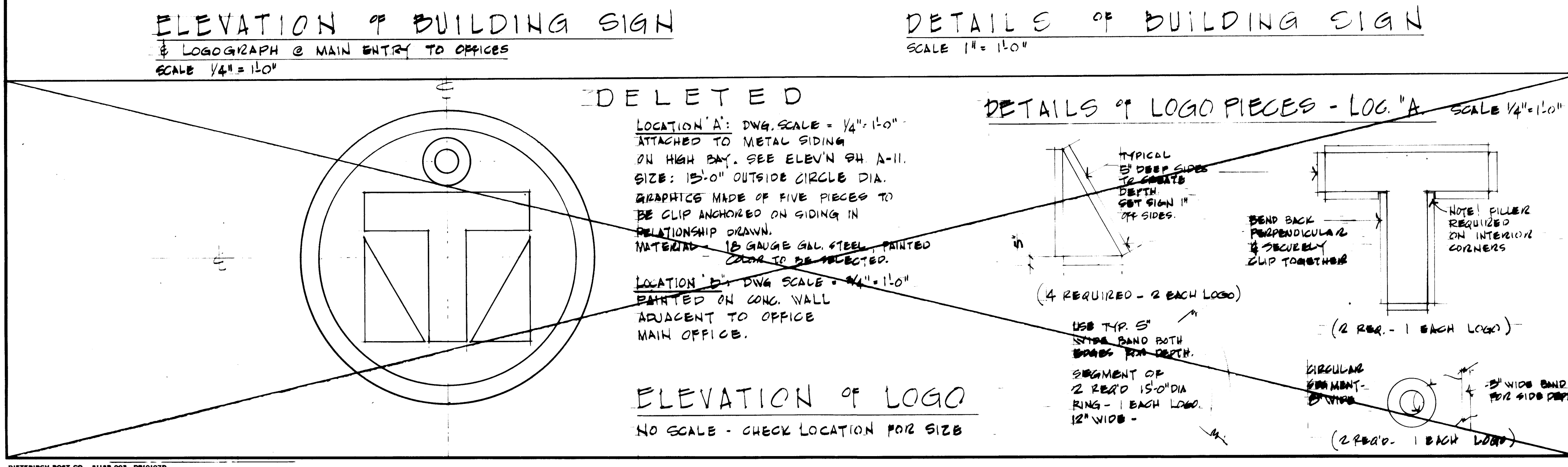
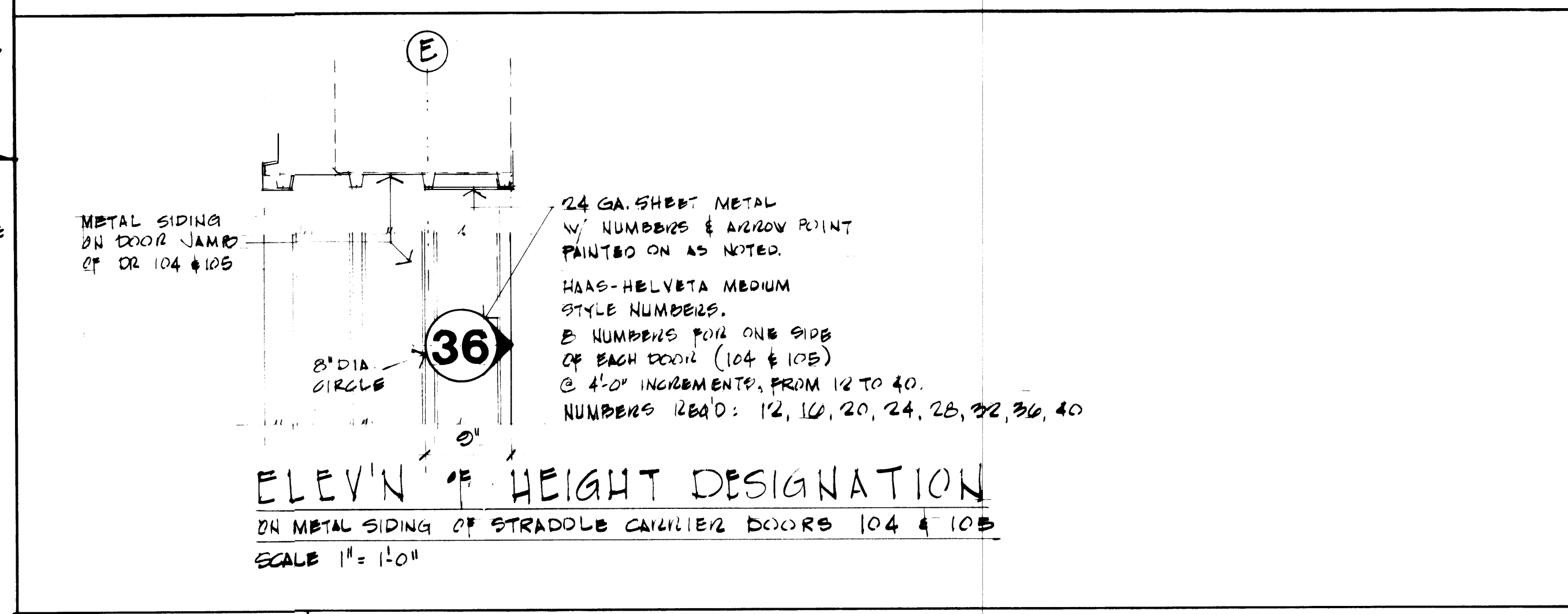
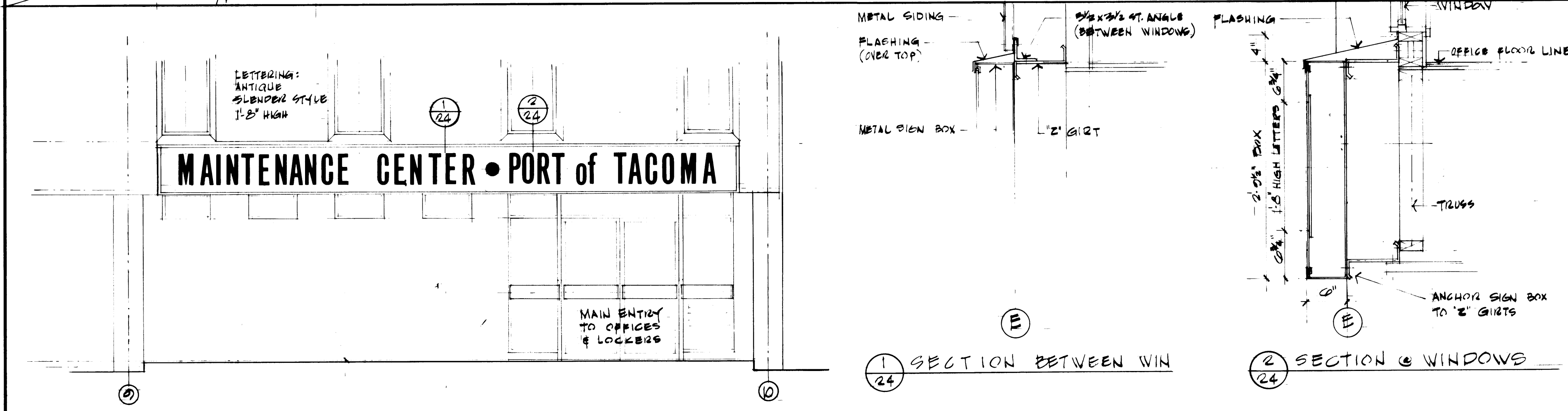
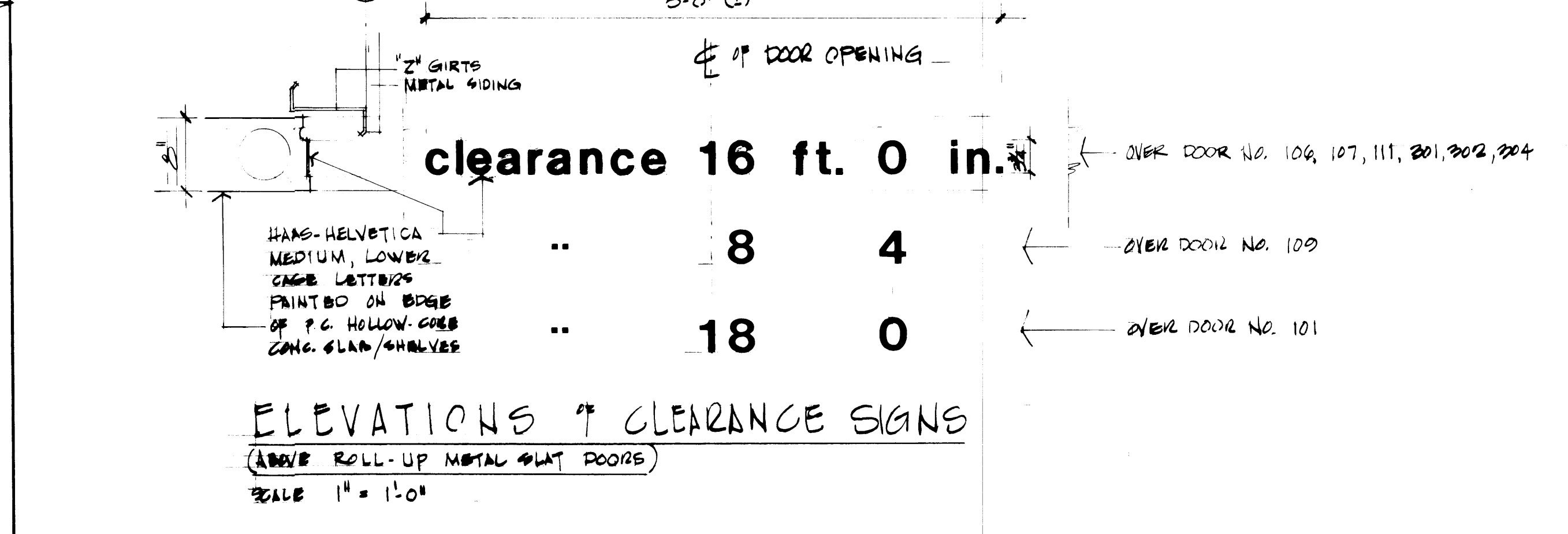
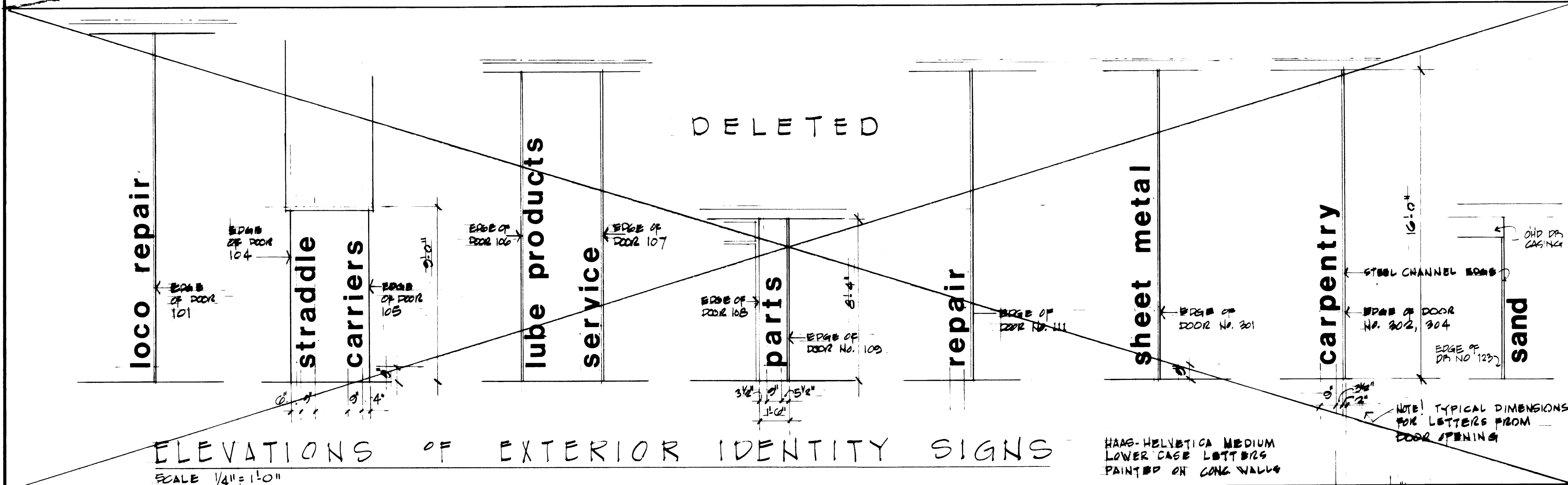
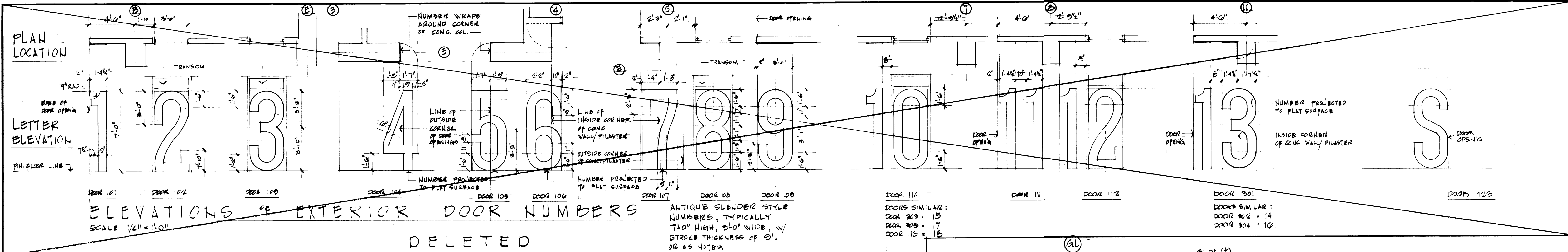


SECTION THRU STAIRS (J-23) SC 1/4" = 1'-0" PARTIAL ELEVATION OF WORK AREA (K-23) SC 1/4" = 1'-0"



BUILDING SECTION "H-H" SCALE 1/4" = 1'-0"

REGISTERED ARCHITECT Neel R. Adams, P.E. & Associates, Inc. Civil & Structural 2719 Rochester St. W., Tacoma, Wa. 98466 565-3833 Arnold N. Bogus and Associates Mech. & Elect. 4041 Ruston Way, Suite A, Tacoma, Wa. 98402 752-7722		Krona, Ziegler and Associates Architects and Planners, A.I.A. 3802 So. 15th St. Tacoma, Wa. 98405 752-6604		DRAWN: C.T.G. DATE: FEB 1975 CHECKED: P.P.Z. DATE: 21 APRIL 1975 CHECKED: _____ DATE: _____ CONT. NO. 401 FIELD BOOK (S): _____ APPROVED: _____ DATE: 3/11/77 T.O.E. MODIFICATIONS: _____ BY: _____ APP. DATE: _____	PORT OF TACOMA MAINTENANCE BUILDING PHASE III - FACILITIES MAINT. CONTENTS: BUILDING SECTION "H-H", PARTIAL SEC. & DET. SCALE: 1/4" = 1'-0" DRAWING NO.: EP-2622-4 SHEET 23 OF 24
--	--	---	--	--	---



OFFICE NUMBERS

(SECOND FLOOR - PH II)

NUMBER STYLE:

ANTIQUE SLENDER, 2 1/2"

5/16" THICK FIGURES.

DOCK NO.

PRINTED NO.

208

WHITE FRAME

201

213

211

220

212

221

218

227

202

203

204

205

206

207

208

NOTES ON INTERIOR GRAPHICS

1. (2) OFFICE SIGNS COMBINED w/ 2" WIDE ARROW - SEE STAIR SECTIONS 9/00 & 9/02

2. GROUP OF 2, COMBINED w/ SHORT ARROW SHOWING GENERAL LOCATION.

3. GRAPHICS WILL GENERALLY BE PLACED ON OPENING SIDE OF DOOR.

* SEE NOTES BELOW, NEXT TO TITLE BLOCK.

SCHEDULE OF INTERIOR GRAPHICS

LETTER STYLE: HAAS-HELVETICA MEDIUM, LOWER CASE (PAINTED)

VERIFY LOCATION, SIZE, & SUPPLEMENTARY GRAPHICS w/ ARCHITECT IF NOT SHOWN.

* SIGN	LETTER SIZE	QUANTITY	LOCATION
PARTS	6 1/2" HIGH	1	CIRCULATION AREA 110, SEE INT. ELEV. 3/15.
DISPATCH	6 1/2" HIGH	1	" "