



DREAM IT. DZYNE IT. DO IT.



ByDzyne LAUNCH PLANNER

The ultimate guide to
building your business



INCOME DISCLOSURE STATEMENT

The Financial Rewards Program is an exciting opportunity designed to reward you for your hard work. As we are all unique and different, everyone's results will vary. Any and all claims or representations, as to income earnings from ByDzyne or within the program are not to be considered average earnings, neither can they be used as an indication of your future success or results. Past performance is not a guarantee of future results. Income disclosures are neither a guarantee of performance nor an indication of anticipated return. Income results are based on many factors, within and outside of your control, including economic factors, business and sales skills, quality of time, dedication, work ethic, and leadership. Some will perform well above average earning a substantial income, while others will perform below average, and some may not earn any income at all. ByDzyne does not guarantee or imply any specific income earnings, results, or success. If you rely upon our examples and information; you must accept the risk of not doing as well as the examples provided.

For Product & Income Disclosures, please visit www.ByDzyne.com

Paid As Rank	Unique BAs per PAR	Earnings Generated Per Pay Cycle		
		High	Low	Average
CROWN	5	\$185,921.29	\$134,891.43	\$156,837.56
3 STAR PRESIDENT	6	\$120,559.90	\$51,839.43	\$66,233.53
2 STAR PRESIDENT	14	\$59,640.62	\$22,999.43	\$36,007.09
PRESIDENT	33	\$35,661.35	\$11,057.92	\$19,751.36
3 STAR DIAMOND	22	\$13,740.72	\$7,109.05	\$9,899.83
2 STAR DIAMOND	77	\$12,048.30	\$4,259.76	\$6,816.70
DIAMOND	192	\$9,384.27	\$2,113.04	\$3,472.90
3 STAR DIRECTOR	299	\$5,622.00	\$1,012.20	\$1,759.08
2 STAR DIRECTOR	523	\$5,129.24	\$500.00	\$979.76
DIRECTOR	692	\$4,407.18	\$136.57	\$522.62
PRO-BUILDER	1,240	\$3,444.56	\$10.00	\$182.01
BUILDER	6,055	\$2,600.00	\$10.00	\$152.46
BRAND AMBASSADOR	22,105	\$2,000.00	\$0.00	\$2.54

The Income Disclosure Chart represents the high, low, and average earnings per Pay Cycle from July 1, 2020 to June 30, 2021 earned by Active ByDzyne Brand Ambassadors* at each Paid As Rank.

The income statistics shown include commissions and bonuses earned by ByDzyne's BAs pursuant to the ByDzyne® Financial Rewards Program. The Business Volume (BV) generated within a Pay Cycle is used to calculate your commissions, bonuses and rank. The higher the rank, the more bonuses and commissions you may earn.

The figures on this chart should not be considered guarantees of your actual earnings or profits solely by participating in the ByDzyne Financial Rewards Program.

BETWEEN 07/01/2020 to 06/30/2021, THE NUMBER OF ACTIVE BYDZYNE BRAND AMBASSADORS WHO HAVE NOT RECEIVED ANY COMMISSIONS, BONUSES OR OVERRIDES IS 15,972 OR 72.13% OF SUCH BRAND AMBASSADORS.

BETWEEN 07/01/2020 to 06/30/2021, THE MEDIAN AMOUNT OF COMMISSIONS, BONUSES AND OVERRIDES RECEIVED BY ALL ACTIVE BRAND AMBASSADORS IN BYDZYNE IS \$0.00. 72.13% OF ALL ACTIVE BRAND AMBASSADORS HAVE RECEIVED, IN THE AGGREGATE, LESS THAN OR EQUAL TO THIS AMOUNT. 27.87% OF ALL ACTIVE BRAND AMBASSADORS HAVE RECEIVED, IN THE AGGREGATE, MORE THAN THIS AMOUNT.

BETWEEN 07/01/2020 to 06/30/2021, THE AVERAGE AMOUNT OF COMMISSIONS, BONUSES AND OVERRIDES THAT HAVE BEEN RECEIVED BY ALL ACTIVE BYDZYNE BRAND AMBASSADORS IS \$540.05.

As of June 30, 2021, there have been 8 BAs who have qualified for the \$50,000 (President Zone) Super Car & Luxury Home Bonus promotion. There are no qualifiers for the \$250,000 (Crown Zone) Super Car & Luxury Home Bonus Promotion to date.

*USA: An active BA is a BA who sells a minimum of 60 BV worth of products to their personally enrolled Retail or Preferred Customer(s) every month. (For Distributor or Director Zone, 60 BV is the minimum to maintain the paid as ranks and applicable commissions. For Diamond, President or Crown Zone, 120 BV is the minimum to maintain the paid as ranks and applicable commissions.)

Global: An active BA is a BA who buys or sells a minimum of 60 BV worth of products to their personally enrolled Retail or Preferred Customer(s) every month. (For Distributor or Director Zone, 60 BV is the minimum to maintain the paid as ranks and applicable commissions. For Diamond, President or Crown Zone, 120 BV is the minimum to maintain the paid as ranks and applicable commissions.)



DREAM IT. DZYNE IT. DO IT.

Welcome to ByDzyne! As a new Brand Ambassador, your success is important to us. Through decades of experience we have developed a simple system that is proven to put you on the path to reach your financial and lifestyle goals. Complete this planner in your first 24 hours to set yourself up for success from Day 1.

DREAM IT

GET CONNECTED

Plug into the ByDzyne online community and stay connected to your Brand Ambassador and Executive leadership team:



RESOURCE WEBSITE
unitedbydzyne.com



FB PAGE
fb.me/bydzyneofficial



INSTAGRAM
instagram.com/bydzyneofficial



YOUTUBE CHANNEL
youtube.bydzyne.com

**TELEGRAM**

English: t.me/bydzyne

Spanish: t.me/ByDzyneSpanish

Portuguese: t.me/ByDzynePortuguese

**FB GROUP**

facebook.com/groups/unitedbydzyne

Your team leaders are here to support you as you build your business. Write down the name and phone number of the person who enrolled you as well as your upline Diamond or above:

Name	Phone	Rank

Name	Phone	Rank

Your ByDzyne Executive Support Team

Use ByDzyne Support if you need help with orders, commissions, tools and business operations.

To open a support ticket:

Sign In at ByDzyne.com/signin

Click "Support" in your Back Office

To Do List

Check boxes as you complete:

- ☐ Pinned Telegram
- ☐ Channel Liked
- ☐ Facebook Page
- ☐ Joined Facebook Group
- ☐ Subscribed to Resource Website
- ☐ Subscribed to YouTube Channel
- ☐ Followed Instagram Page

Wrote contact info for my enroller and their enroller



Continue only after completing all of the tasks above.

Date I Started My Launch Plan

[illegible]

DZYNE IT

Now that you've found your "why" and committed to it, it's time to create the plan that will make it a reality! We have developed a simple foundation-building system, to help you reach your short-term goals. After achieving your short-term goals, you will be ready to work towards your long-term goals.

STEP 1: Build Foundation

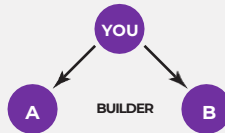
Set your SHORT-TERM goal

1 Become a Builder in 48 Hours

YOU + 1 Left, 1 Right

Enroll a Brand Ambassador (BA) on your left team and right team with a minimum of 100BV.

Date & time 48hrs from now



To Do List

Check boxes as you complete:

☐ Set my short-term goal

☐ Set my long-term goal



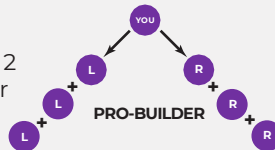
Continue only after completing all of the tasks above.

2 Become a Pro-BUILDER in your first 2 Cycles

YOU + 3 Left, 3 Right

Enroll 2 more BAs on your left team and 2 more on your right team by helping your BAs become builders (total of 6).

Date & time 1 month from now



Why 20% Level?

We highly recommend getting started at the **20% TVC Level with a minimum of 500BV**, and duplicate this enrollment kit throughout your team.

Here's why:

- Allows you to maximize your commission based on your effort.
- In most cases you will have a variety of products and/or services to demonstrate, sample, and share.
- You can't sell from an empty cart! More product equals more potential customers!

3 Achieve **CHAIRMAN CLUB** in your first 4 cycles

YOU + 10 Preferred Customers + 10 Brand Ambassadors



How to become eligible:

With BAs: 10 NEW BA Enrollment orders that are a minimum of 500 BV. BV can be accumulated within 2 rolling Pay Cycles.

With PCs: 10 NEW PC Enrollment orders. No minimum BV requirement.

Date & time 2 month from now

Why Chairman Club?

- Chairman Club is a training method developed by Nat & Chanida Puranaputra, Chairmen of ByDzyne. After several years of experience, the legendary industry experts have used their wisdom and expertise to share the perfect way of building big teams quickly and with stability.
- Growth: Offers a step-by-step plan for duplication.
- Encourages you to build a strong customer base.

DZYNE IT

STEP 2: Stability – Grow your Base Shop

Set your **LONG-TERM** goal

1 How to create your Base Shop

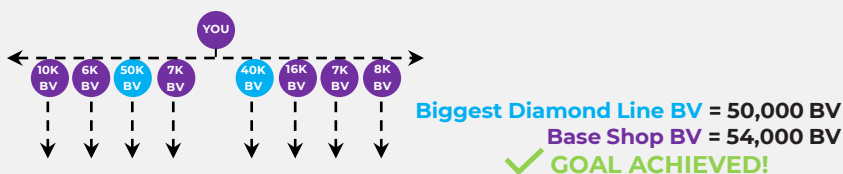
Build stability with this simple duplication system.

 [WATCH VIDEO – CREATE YOUR BASE SHOP](#)

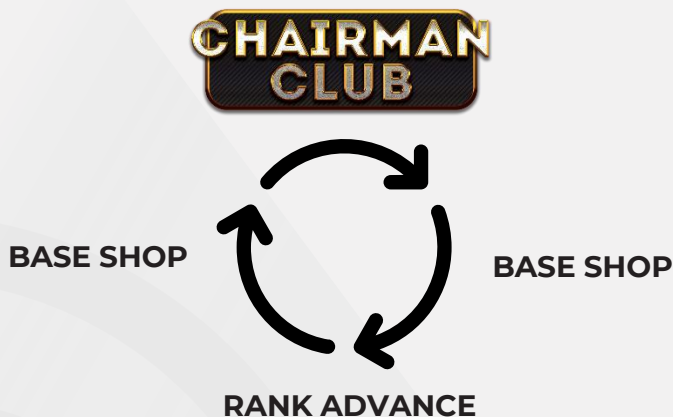
Always create additional lines of business

Continue opening new lines of business by directly sponsoring more BAs. By doing so, you open yourself up to multiple possibilities for growth.

GOAL: Your **Base Shop BV** should always be greater than your biggest **Diamond Line BV**.



2 Building Stability



1. Qualify for Chairman Club
2. Grow your Base Shop
3. Rank Advance
4. To continue the cycle of stability, keep growing your Base Shop by qualifying for Chairman Club

GOAL: BASE SHOP BV > BIGGEST DIAMOND LINE BV

To Do List

Check boxes as you complete:

- ☐ Personally qualify for Chairman Club
- ☐ Create Chairman Club members within your organization

What is Base Shop?

The Base Shop is the combination of BV from all your non-Diamond lines* of business.

Creating your Base Shop requires continuous sponsoring of new lines of business.

*DIAMOND LINES

A Diamond Line is a downline that has at least ONE Diamond rank or above. These Diamonds do not have to be personally sponsored by you.

2 Questions to Ask & Achieve

1. Are you Chairman Club?
2. How big is your Base Shop?



Chairman Club rewards

Chairman Club Pin
 VIP service
 Prestigious Recognition
Special promotional REWARDS*!

*Rewards are applicable only for special Chairman Club contests and are not a part of the original Chairman Club membership benefits.

The hypothetical examples for RESIDUALS above assume all Brand Ambassadors in your team maintain Active Status with at least 60 BV per month. This illustration is only for educational purposes and is not considered projections or guarantees of your actual earnings or profits with this business. Success in this business results only from successful product sales, which requires hard work, dedication, good sales skills, and leadership.

ByDzyne makes ZERO income guarantees. It takes hard work and dedication to make a substantial income. All results may vary. In the year of 2020, the typical annual income earned by an active ByDzyne Brand Ambassador is \$540.05 and the median amount of commissions, bonuses, and overrides received by all active Brand Ambassadors in ByDzyne is \$0.00. For the full income disclosure, please visit www.bydzyne.com/IDS

DZYNE IT

CREATE YOUR LIST

It's time to create a list of 100 people you know with whom you want to share. Leave the Top 10 section blank at first. Once you've determined who your top 10 prospects are, place those names on your "Top 10" lines – these should be the people to who you are most excited to reach out.

TIP: People are typically more driven to succeed if they:

- Are over 25 years old
- Have a job or career
- Are married
- Have children
- Own a home

Score your contacts from 1-5 based on how many points above apply to them.

MY TOP 10:

Connect your Top 10 with your sponsor/team leader

Name	Phone	Score	1	2	3	4	5	Connected	<input type="checkbox"/>	Presented	<input type="checkbox"/>	Closed	<input type="checkbox"/>
Name	Phone	Score	1	2	3	4	5	Connected	<input type="checkbox"/>	Presented	<input type="checkbox"/>	Closed	<input type="checkbox"/>
Name	Phone	Score	1	2	3	4	5	Connected	<input type="checkbox"/>	Presented	<input type="checkbox"/>	Closed	<input type="checkbox"/>
Name	Phone	Score	1	2	3	4	5	Connected	<input type="checkbox"/>	Presented	<input type="checkbox"/>	Closed	<input type="checkbox"/>
Name	Phone	Score	1	2	3	4	5	Connected	<input type="checkbox"/>	Presented	<input type="checkbox"/>	Closed	<input type="checkbox"/>
Name	Phone	Score	1	2	3	4	5	Connected	<input type="checkbox"/>	Presented	<input type="checkbox"/>	Closed	<input type="checkbox"/>
Name	Phone	Score	1	2	3	4	5	Connected	<input type="checkbox"/>	Presented	<input type="checkbox"/>	Closed	<input type="checkbox"/>
Name	Phone	Score	1	2	3	4	5	Connected	<input type="checkbox"/>	Presented	<input type="checkbox"/>	Closed	<input type="checkbox"/>
Name	Phone	Score	1	2	3	4	5	Connected	<input type="checkbox"/>	Presented	<input type="checkbox"/>	Closed	<input type="checkbox"/>
Name	Phone	Score	1	2	3	4	5	Connected	<input type="checkbox"/>	Presented	<input type="checkbox"/>	Closed	<input type="checkbox"/>

MY LIST OF 100:

Name	Phone	Score	1	2	3	4	5	Connected	<input type="checkbox"/>	Presented	<input type="checkbox"/>	Closed	<input type="checkbox"/>
Name	Phone	Score	1	2	3	4	5	Connected	<input type="checkbox"/>	Presented	<input type="checkbox"/>	Closed	<input type="checkbox"/>
Name	Phone	Score	1	2	3	4	5	Connected	<input type="checkbox"/>	Presented	<input type="checkbox"/>	Closed	<input type="checkbox"/>
Name	Phone	Score	1	2	3	4	5	Connected	<input type="checkbox"/>	Presented	<input type="checkbox"/>	Closed	<input type="checkbox"/>
Name	Phone	Score	1	2	3	4	5	Connected	<input type="checkbox"/>	Presented	<input type="checkbox"/>	Closed	<input type="checkbox"/>
Name	Phone	Score	1	2	3	4	5	Connected	<input type="checkbox"/>	Presented	<input type="checkbox"/>	Closed	<input type="checkbox"/>
Name	Phone	Score	1	2	3	4	5	Connected	<input type="checkbox"/>	Presented	<input type="checkbox"/>	Closed	<input type="checkbox"/>
Name	Phone	Score	1	2	3	4	5	Connected	<input type="checkbox"/>	Presented	<input type="checkbox"/>	Closed	<input type="checkbox"/>
Name	Phone	Score	1	2	3	4	5	Connected	<input type="checkbox"/>	Presented	<input type="checkbox"/>	Closed	<input type="checkbox"/>
Name	Phone	Score	1	2	3	4	5	Connected	<input type="checkbox"/>	Presented	<input type="checkbox"/>	Closed	<input type="checkbox"/>

To Do List

Check boxes as you complete:

- ☐ Downloaded the Memory Jogger from UnitedByDzyne.com
- ☐ Created my list of 100 names
- ☐ Wrote my top 10 names in the first 10 spaces



Continue only after completing all of the tasks above.

[illegible]

[illegible]

[illegible]

DO IT

IT'S LAUNCH TIME

How fast do you want to achieve your "why" and goals? The sooner you set a launch date with your enroller or team leader and connect them with your list of people, the faster you'll get there!

I will launch my business on:

**My enroller / team leader
who will launch my
business will be:**

Date

Name

I will launch through a: ☐ Zoom / Webinar ☐ Home Party

☐ Other _____



Launch To-Do's:

Check boxes as you complete:

- ☐ Connected with my enroller / team leader to plan my launch
- ☐ Set my launch date & the presentation format
- ☐ Connected with and invited my initial Top 10 contact list
- ☐ Followed-up with attendees
- ☐ Showed them how to join and get started with the D3 Launch Planner

DO IT

CONNECT - CONCEPT - CLOSE

Our simple but effective approach takes just 3 steps: **Connecting**, sharing the **Concept & Closing (CCC)**. Follow it closely to maximize your results.

1/ CONNECT

It's time to work with your enroller or team leader to put the plan into action. Begin with reaching out to your Top 10 list of names with their guidance.

Your goal is to simply reach out, find out if they're open to the latest product trends and/or if they keep their business options open.

SUCCESS TIPS:

- Don't change the way that you normally connect with them
- Be personable and ask them how they are doing, but keep it short
- Don't over-talk the business! All you are doing is connecting and moving to step 2.
- Call twice—if at first they don't pick up, call them right back.

2/ SHARE THE CONCEPT

- With potential Customers, share the product video based on their personal interests.
- With potential Brand Ambassadors, use the ByDzyne 2 Minute Sizzle Video to share the concept of ByDzyne.

SUCCESS TIPS:

- Share the videos using the UnitedByDzyne.com resource website.
- Let the tools do the talking for you.
- Remember, your prospects will copy what you do. Keep it simple, so you show them they too can do this.

3/ CLOSE

- With potential Customers, send them your Personal Sales Page (PSP) link to purchase the product(s).
- With potential Brand Ambassadors, share with them the 30 minute ByDzyne Overview (BDO) and ask them if they are an A/B/C.

A = Send your PSP right away to join as a BA
B = Work with your enroller / team leader to answer questions
C = Get 2 referrals (for product and business)

SUCCESS TIPS:

- If they say "no", it just means "not now". Always ask for 2 referrals and follow-up with them in a few weeks. *Who do you know that would be great at this and who do you know that would love our products?"*
- If the prospect is on the fence, invite to the next online or offline event to have them learn more.

CORE Commitments

These are the most valuable activities to build a successful business. Make a commitment to practice them and teach your team members to do likewise.

Daily

- Follow the CCC action steps with at least 2 people a day
- Use the products and share your product experiences
- Spend 10-30+ minutes/day on personal development

Weekly

- Attend the regular online trainings
- Check UnitedByDzyne.com for all events
- Stay plugged into the system and the social media channels
- Stay connected with your personally enrolled members for support

Monthly

- Attend a local event or social event with fellow BAs

Quarterly

- Attend a regional ByDzyne event

Annually

- Attend the ByDzyne convention
- Be active 1 year from now

☐ I agree to the Core Commitments

Signature _____

DO IT

ZOOM TO SUCCESS

How fast do you want to achieve your "why" and goals? The sooner you set a launch date with your enroller/team leader and connect with your list of people, the faster you'll get there! Figure out exactly when and how you will launch your business and then write it down.

ZOOM FOR TOP PROSPECTS

After creating your name list, invite your top prospects to a private Zoom BDO (ByDzyne Overview).

Ask your enroller or your team leader to help present. This is NOT your main launch Zoom, it is designed to introduce ByDzyne to your top 10 or so prospects.

Don't Have Zoom? It's free to use for up to 100 attendees. Just go to Zoom.us, create an account, and download the app on your phone and/or computer.

STEPS TO TAKE:

- Download Zoom at <http://Zoom.us>
- Share an opportunity video with them and invite to your Zoom
- After the Zoom, show them how to join and give them your signup link
- Set a date within 24 hours to go through the D3 Launch Plan with them
- Set next Zoom time (in 3-6 days) to share ByDzyne with their top 10 prospects

MAIN LAUNCH ZOOM

This is your main launch Zoom that you'll invite all your prospects from your name list to attend.

Use the same format, asking your enroller or team leader to help present the BDO. This should be recorded, as you and your team will use this as a presentation tool until they are able to record their own Zoom BDOs.

STEPS TO TAKE:

- Follow the same CCC steps
- Record this Zoom BDO & distribute to your team members
- This recorded BDO now becomes a powerful recruiting tool your team can use to edify the opportunity and the leaders

DUPLICATING WITH ZOOM

The key to experiencing exponential growth is to pass the baton onto other team members and develop leaders within your organization.

The goal is to edify the leadership and validate the opportunity. The Zoom BDO is a prospecting tool that your entire team can use to grow their organizations by following the D3 Launch Plan and the CCC action steps.

Help your team members build their business using Zoom, so you can duplicate this strategy throughout your organization.

STEPS TO TAKE:

- After recording your launch Zoom BDO, have your team use the recording until they record their own BDO
- Identify those team members that are following the system and help them present to their top prospects and record their own launch Zoom
- Teach and duplicate this strategy in your organization
- Encourage team members to agree to the Core Commitments

SUCCESS TIPS:

- Stay connected with your team members and help them daily BEFORE their Zoom. You need to instill confidence that the system is proven to help their success.
- Set the date ASAP for their Official Launch Date which should be at the start of the next pay cycle. Never leave the launch date too far away.



Zoom To-Do's:

Check boxes as you complete:

- ☐ Set my Zoom webcast date for my top prospects with my enroller or team leader
- ☐ Shared the ByDzyne 2 Minute Sizzle Video with them & invited to a Zoom
- ☐ Presented the business with my upline to top prospects
- ☐ Followed-up with attendees
- ☐ Showed them how to join & start with the D3 Launch Plan
- ☐ Set my main Zoom launch date for all my prospects
- ☐ Followed the same CCC process with prospects for launch Zoom

What if they say "No"

"No" simply means "not yet". Just because the timing isn't right for them now, doesn't mean it won't be later. Follow these steps if you receive a "no":

Right Away

- Invite them to the next Zoom
- Invite them to the next Live Event

A Week Later

- Update them on your progress in ByDzyne and share testimonials for the product and business.
- Invite them to your Launch Zoom JUST for support. You can say "As a friend I could use your support. I don't need you to join anything. I want to show my business partners that I can fill the Zoom. Just 20 or so minutes for a friend."

A Month Later

- Invite them to a monthly, quarterly or annual event. You can do this every few months if the timing is still not right for them.



DREAM IT. DZYNE IT. DO IT.



BY
DZYNE

