


Solid State Logic

O X F O R D • E N G L A N D

<http://www.solidstatelogic.com/get-started>

COMPUTER



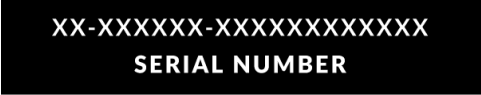
INCLUDED USB CABLE

SSL USB AUDIO INTERFACE



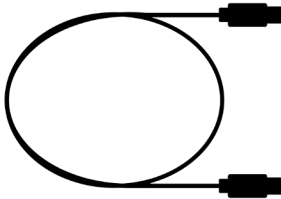
Register Today

Register your SSL USB audio interface and gain access to an incredible array of exclusive software packages from us and other industry-leading software companies. Head to **www.solidstatellogic.com/get-started** and follow the on-screen instructions. During the registration process, you'll need to input the serial number of your unit. This can be found on a label on the base of your unit.



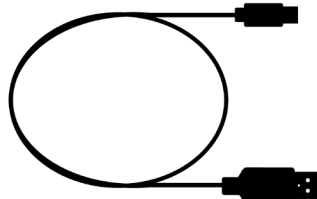
Quick Start

1. Connect your SSL USB audio interface to your computer using one of the included USB cables.



1M C to C

or




1M C to A

2. Go to 'System Preferences' then 'Sound' and select 'SSL 2' / 'SSL 2+' as the input and output device
3. Open up your favourite media player to begin listening to music or open up your DAW to begin creating music

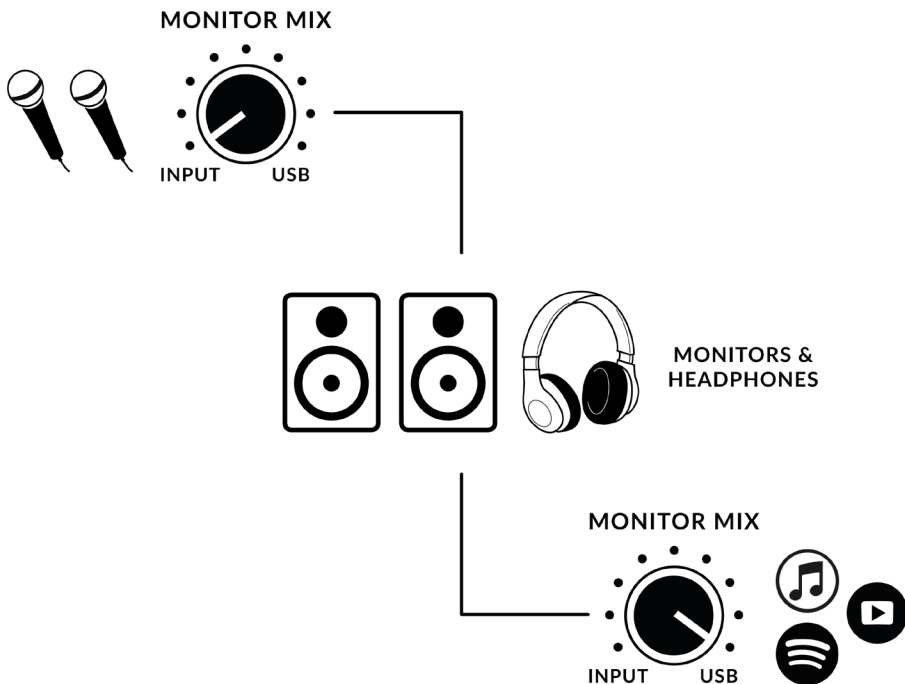


2. Download and install the USB audio driver for your SSL 2 / SSL 2+ **solidstatellogic.com/support/downloads**
3. Go to 'Control Panel' then 'Sound' and select 'SSL 2 USB' / 'SSL 2+ USB' as the default device on both the 'Playback' and 'Recording' tabs



Can't Hear Anything?

If you have followed the Quick Start steps but are still not hearing any playback from your media player or DAW, check the position of the **MONITOR MIX** control. In the left-most position, you will hear only the inputs you have connected. In the right-most position you will hear the USB playback from your media player/DAW.



In your DAW, ensure that 'SSL 2' or 'SSL 2+' is selected as your audio device in the **audio preferences** or playback engine settings.

Multi-Language



This Quick Start Guide is available in multiple languages via our support pages at solidstatellogic.com/support

Solid State Logic

O X F O R D • E N G L A N D

Thank you

We hope you enjoy your SSL product. Don't forget to register and gain access to the amazing additional software packages
www.solidstatelogic.com/get-started

Troubleshooting and FAQs

Frequently Asked Questions can be found on the Solid State Logic Website at solidstatelogic.com/support