

Resolution # 6342

A RESOLUTION establishing equipment rental rates for equipment owned by the Equipment Rental and Revolving Fund for 2024-2025.

WHEREAS, a County-wide equipment rental program was established by Resolution #6087 on December 19, 1978 and amended by Resolution 13158 on April 26, 2004; and

WHEREAS, RCW 36.33A.040 provides that the County Engineer or other appointee of the county legislative body shall determine the equipment rental rates subject to annual review by the Board of County Commissioners, and the Board has appointed the Director of Central Services to determine the rates; and

WHEREAS, WACs 136-600-050 and 136-600-060 requires the County Engineer to certify the equipment rental rates as an appropriate use of county road funds; and


WHEREAS, the Director of Central Services has determined that the rates identified in Attachments A, B, C, D, and E which are attached and incorporated herein by reference, are appropriate for maintenance, operation and replacement expenditures associated with the County vehicle fleet; and

WHEREAS, the Board of County Commissioners has reviewed the attached equipment rental rates.


NOW, THEREFORE, BE IT RESOLVED BY THE BOARD OF COUNTY COMMISSIONERS OF THURSTON COUNTY that the equipment rental rates for the Equipment Rental and Revolving Fund as identified in Attachments A, B, C, D, and E are approved for 2024-2025.

ADOPTED: December 15, 2023

ATTEST:


Clerk of the Board


BOARD OF COUNTY COMMISSIONERS
Thurston County, Washington



Chair



APPROVED AS TO FORM:


Commissioner

JON TUNHEIM
PROSECUTING ATTORNEY


Commissioner

By: 
Scott Cushing
Senior Deputy Prosecuting Attorney


Commissioner

Commissioner

Summary by Department/Division Funds 5410 and 5420 for Fiscal Year 2024 M&O and Replacement Revenues								
Expense Object Code		595003	595003		595004	595004		
Revenue Object Code		348400	348400		348400	348400		
		M&O			REPLACEMENT			
FUND # - DEPT	DEPT/DIVISION NAME	2024 PROPOSED	2023 RATE	DIFFERENCE	2024 PROPOSED	2023 RATE	DIFFERENCE	
GENERAL FUND								
0010-01	ASSESSOR	64,262	58,856	5,406	47,786	49,783	(1,997)	
0010-02	AUDITOR/ELECTIONS	10,247	7,046	3,201	26,784	10,900	15,884	
0010-08	JUVENILE PROBATION	25,761	24,561	1,199	24,021	17,030	6,991	
0010-10	SHERIFF	1,587,279	1,519,211	68,068	1,208,586	1,345,135	(136,550)	
0010-10	SHERIFF SMALL ASSETS	-	-	-	480,852	459,437	21,415	
0010-11	SHERIFF/CORRECTIONS	43,440	47,395	(3,955)	170,783	81,557	89,226	
0010-12	CORONER	20,432	42,551	(22,119)	24,734	31,730	(6,997)	
0010-27	WSU	2,339	7,969	(5,631)	5,035	3,073	1,963	
0010-29	EMERGENCY SERVICES (E109)	2,811	4,410	(1,599)	13,722	8,608	5,115	
0010-29	EMERGENCY MANAGEMENT (E114)	10,286	17,471	(7,185)	18,051	15,110	2,941	
		1,766,856	1,729,471	37,385	2,020,354	2,022,363	(2,008)	
CENTRAL SERVICES								
5210-25	CENTRAL SERVICES	61,248	66,962	(5,714)	66,984	41,851	25,134	
5410-25	ER&R	136,411	109,333	27,078	113,364	99,776	13,588	
		197,659	176,295	21,364	180,349	141,627	38,722	
COMMUNITY PLANNING AND ECONOMIC DEVELOPMENT								
1030-27	FAIR	2,811	8,123	(5,312)	15,052	12,467	2,584	
4060-27	STORM & SURFACE WATER	13,417	21,587	(8,170)	14,362	9,670	4,692	
4124-27	LAND USE & PERMITTING	76,258	53,515	22,743	43,105	35,308	7,796	
		92,485	83,224	9,261	72,519	57,446	15,073	
PUBLIC WORKS								
1190-34	PARKS	131,970	107,233	24,737	79,764	58,889	20,876	
1190-34	ROADS ENGINEERING	116,614	109,987	6,627	155,102	123,628	31,474	
1190-34	ROADS MAINTENANCE	2,308,387	2,225,774	82,613	2,434,850	1,913,562	521,288	
1190-34	ROADS TRAFFIC	154,590	146,352	8,238	176,223	142,937	33,286	
1350-34	NOXIOUS WEEDS	25,468	21,963	3,505	39,650	22,557	17,093	
1720-34	LONG LAKE	3,942	-	3,942	-	-	-	
4030-34	SOLID WASTE	56,083	37,043	19,041	97,143	79,856	17,287	
4040-34	SOLID WASTE RESERVE	14,666	13,209	1,457	13,958	19,946	(5,988)	
4060-34	STORMWATER UTILITY	185,387	172,292	13,095	66,938	240,594	(173,655)	
4200-34	UTILITIES	40,593	40,054	539	42,285	63,823	(21,538)	
		3,037,702	2,873,908	163,794	3,105,915	2,665,791	440,123	
INFORMATION TECHNOLOGY								
5250-38	INFORMATION TECHNOLOGY	6,886	6,344	542	9,878	4,474	5,404	
		6,886	6,344	542	9,878	4,474	5,404	
PUBLIC HEALTH AND SOCIAL SERVICES								
1500-40	PUBLIC HEALTH	88,569	63,868	24,701	83,057	63,223	19,834	
1500-41	RECREATION	3,191	9,090	(5,899)	16,505	4,362	12,143	
		91,760	72,958	18,802	99,562	67,585	31,977	
GRAND TOTALS		5,193,348	4,942,200	251,148	5,488,576	4,959,286	529,291	

Summary by Department/Division Funds 5410 and 5420 for Fiscal Year 2025 M&O and Replacement Revenues							
Expense Object Code		595003	595003		595004	595004	
Revenue Object Code		348400	348400		348400	348400	
M&O				REPLACEMENT			
FUND # - DEPT	DEPT/DIVISION NAME	2024 PROPOSED	2025 PROPOSED	DIFFERENCE	2024 PROPOSED	2025 PROPOSED	DIFFERENCE
GENERAL FUND							
0010-01	ASSESSOR	64,262	66,190	1,928	47,786	49,219	1,434
0010-02	AUDITOR/ELECTIONS	10,247	10,555	307	26,784	27,587	804
0010-08	JUVENILE PROBATION	25,761	26,534	773	24,021	24,742	721
0010-10	SHERIFF	1,587,279	1,634,897	47,618	1,208,586	1,244,843	36,258
0010-10	SHERIFF SMALL ASSETS	-	-	-	480,852	495,278	14,426
0010-11	SHERIFF/CORRECTIONS	43,440	44,743	1,303	170,783	175,907	5,123
0010-12	CORONER	20,432	21,045	613	24,734	25,476	742
0010-27	WSU	2,339	2,409	70	5,035	5,187	151
0010-29	EMERGENCY SERVICES (E109)	2,811	2,895	84	13,722	14,134	412
0010-29	EMERGENCY MANAGEMENT (E114)	10,286	10,594	309	18,051	18,593	542
		1,766,856	1,819,862	53,006	2,020,354	2,080,965	60,611
CENTRAL SERVICES							
5210-25	CENTRAL SERVICES	61,248	63,085	1,837	66,984	68,994	2,010
5410-25	ER&R	136,411	140,503	4,092	113,364	116,765	3,401
		197,659	203,589	5,930	180,349	185,759	5,410
COMMUNITY PLANNING AND ECONOMIC DEVELOPMENT							
1030-27	FAIR	2,811	2,895	84	15,052	15,503	452
4060-27	STORM & SURFACE WATER	13,417	13,819	403	14,362	14,793	431
4124-27	LAND USE & PERMITTING	76,258	78,545	2,288	43,105	44,398	1,293
		92,485	95,260	2,775	72,519	74,694	2,176
PUBLIC WORKS							
1190-34	PARKS	131,970	135,929	3,959	79,764	82,157	2,393
1190-34	ROADS ENGINEERING	116,614	120,112	3,498	155,102	159,755	4,653
1190-34	ROADS MAINTENANCE	2,308,387	2,377,639	69,252	2,434,850	2,507,896	73,046
1190-34	ROADS TRAFFIC	154,590	159,228	4,638	176,223	181,510	5,287
1350-34	NOXIOUS WEEDS	25,468	26,232	764	39,650	40,840	1,190
1720-34	LONG LAKE	3,942	4,060	118	-	-	-
4030-34	SOLID WASTE	56,083	57,766	1,683	97,143	100,058	2,914
4040-34	SOLID WASTE RESERVE	14,666	15,106	440	13,958	14,376	419
4060-34	STORMWATER UTILITY	185,387	190,949	5,562	66,938	68,947	2,008
4200-34	UTILITIES	40,593	41,811	1,218	42,285	43,554	1,269
		3,037,702	3,128,833	91,131	3,105,915	3,199,092	93,177
INFORMATION TECHNOLOGY							
5250-38	INFORMATION TECHNOLOGY	6,886	7,092	207	9,878	10,174	296
		6,886	7,092	207	9,878	10,174	296
PUBLIC HEALTH AND SOCIAL SERVICES							
1500-40	PUBLIC HEALTH	88,569	91,226	2,657	83,057	85,549	2,492
1500-41	RECREATION	3,191	3,287	96	16,505	17,000	495
		91,760	94,513	2,753	99,562	102,549	2,987
GRAND TOTALS		5,193,348	5,349,148	155,800	5,488,576	5,653,234	164,657

ATTACHMENT B

ER&R 2024 EQUIPMENT LIST

Dept Name	Org	Asset #	Description	Replacement Cost
Parks	E017	8965	2015 FORD F350	55,000
Parks Total				55,000
Health	E018	8927	2012 FORD ESCAPE	35,000
		8931	2012 FORD ESCAPE	35,000
		8932	2012 CHEVROLET MALIBU	35,000
		8943	2012 CHEVY EXPRESS CARGO VAN	47,000
Health Total				152,000
Roads Eng	E102	0	2009 TOP CON LEVEL AT G-3	5,000
		8722	2011 CHEVROLET SILVERADO	55,000
		8723	2011 CHEVROLET SILVERADO	55,000
		8953	2015 FORD EXPLORER	45,000
		9338	2014 CHEVROLET CARGO VAN	45,500
Roads Eng Total				205,500
Roads Maint	E103	0777	2009 KENWORTH T800B SYD DUMP TRUCK	250,000
		0781	2010 KENWORTH T800B	250,000
		9352	2014 FORD F150	50,000
		9353	2015 FORD F250	55,000
		9356	2015 FORD F250	55,000
		9357	2014 FORD F150	55,000
		9360	2015 CHEVROLET SILVERADO	55,000
		9410	2008 NORTHSTAR ANTI-ICER SKIT MOUNTED	32,000
		9484	2008 CATERPILLAR BACKHOE LOADER	200,000
		9494	2008 STURDYWELD PONY TRAILER	110,000
		9503	2012 FORD F550 4X4 CREW CAB PICKUP	107,440
		F0075	2005 MEGGA BAGGER	40,000
		F4050	2009 PREMIER PUMP 6X6	65,000
		F4059	2010 ASPHALT PAVER	375,000
		F4060	2009 ASPHALT ZIPPER GRINDER	120,000
		F4065	2009 LARGE BOSS SNOW PLOW	20,000
		F4067	2010 ANTI-ICING SPRAY UNIT	32,000
		F4069	2010 CARLSON EASY SCREED	150,000
		F4075	2010 TRENCH PAVER	20,000
		F4213	BOSS V-PLow (SNOW PLOW)	14,000
		F4215	TRAILER MOUNTED SIGN	25,000
		F4216	TRAILER MOUNTED SIGN	25,000
		F4217	TRAILER MOUNTED SIGN	25,000
		F4218	TRAILER MOUNTED SIGN	25,000
		B-34-089	NEW VEHICLE	120,000
Roads Maint Total				2,275,440
Roads Traffic	E108	9363	2015 CHEVROLET SILVERADO	55,000
		9502	2012 FORD F550	100,000
		F2315	2000LB MB PRE-MELTER PROPANE KETTLE - REDUCE	45,000
		F4066	2009 SMART TRAILER	15,000
		B-34-088	NEW VEHICLE	60,000
Roads Traffic Total				275,000
Rec	E111	0465	2008 FORD ECONO E31 VAN	50,000
Rec Total				50,000
Land Use	E124	8986	2016 CHEVROLET COLORADO	45,000
Land Use Total				45,000
Auditor	E135	8933	2012 CHEVROLET EXPRESS VAN	48,000
Auditor Total				48,000
Assessor	E140	8959	2011 FORD RANGER	40,000
Assessor Total				40,000
Sheriff	E200	8669	2014 FORD EXPLORER	70,000
		8978	2016 FORD EXPLORER PPV	70,000
		9015	2017 FORD EXPLORER PPV	80,000
		9024	2018 CHEVROLET TAHOE	80,000
		9032	2018 CHEVROLET TAHOE PPV	80,000
		9036	2018 FORD EXPLORER PPV	82,000
		9173	2014 FORD POLICE INTERCEPTOR SEDAN PPV	60,000
		B-10-18	NEW VEHICLE	854,900
Sheriff Total				1,376,900
Sheriff Small Asset	E201	0	BULLET PROOF VESTS Patrol (32)	65,440
			LAUNCHER GL-1 (12)	14,400
			PBT INTOXIMETERS AS F381-03 (4)	2,220
			PBT INTOXIMETERS AS F224-02 (5)	2,750
			SWAT VESTS (14)	70,000
			TASER X26E (1)	1,500
			TASER X26E (19)	28,500
			TASER X26E (42)	63,000
			Trimble (Replaces the FARO) (1)	50,000
			UAS small BATTERIES (5)	1,045
			UAS small CABLES (5)	65
			UAS small PROP GUARDS (5)	200
			UAS small PROTECTIVE CASE (5)	825
			UAS small UASDJ, MAVIC PRO (COMBO KIT) (5)	12,500
		B-10-18	BODY CAMERAS (11)	113,051
			RADIOS (10)	183,000
Sheriff Small Asset Total				608,496
Corrections	E206	0	Corrections Protective Vests (19)	31,920
Corrections Total				31,920
Solid Waste	E403	9186	2018 ISUZU SWEEPER	280,000
Solid Waste Total				280,000
Solid Waste Post Closure	E404	8883	2012 FORD F350	45,000
Solid Waste Post Closure Total				45,000
Facilities	E521	8938	2014 FORD FUSION	45,000
Facilities Total				45,000
ER&R	E541	F3790	PARTS WASHER	26,000
ER&R Total				26,000
Grand Total				5,559,256

ER&R 2025 EQUIPMENT LIST

Dept Name	Org	Asset #	Description	Replacement Cost
Parks	E017	9384	2015 JOHN DEERE ZTRAK MOWER	17,000
		9385	2016 CHEVROLET COLORADO	45,000
Parks Total				62,000
Roads Eng	E102	0	2010 LEICA LEVEL	5,000
		8954	2015 FORD EXPLORER	45,000
		9387	2016 MERCEDES BENZ VAN	85,000
		F3809	R10 ROVER AND TSC3 CONTROLLER W/O RADIO	26,000
		F3810	R10 ROVER AND TSC3 CONTROLLER W/O RADIO	26,000
		F3811	R10 ROVER AND TSC7 CONTROLLER W/ 2.4GHZ MODULE	26,000
		F3812	R10 ROVER AND TSC3 CONTROLLER W/ INTERNAL RADIO	26,000
Roads Eng Total				239,000
Roads Maint	E103	0983	2001 ANTI ICING SYSTEM	30,000
		9358	2015 FORD F250	55,000
		9381	2015 FORD F350	75,000
		9435	2013 INTERNATIONAL DUMP 7600	228,000
		9457	2018 PETERBILT/ELGIN SWEEPER	370,000
		9469	2017 FORD F150	50,000
		9508	2012 CRAMBO 6000 SHREDDER	900,000
		F4076	2010 OLYMPIC 30TDT-3 TRAILER	62,000
		F4078	2010 TRAILER MT. PORT LIGHT STAND	15,000
		F4079	2010 TRAILER MT. PORT LIGHT STAND	15,000
Roads Maint Total				1,800,000
Roads Traffic	E108	0965	2005 TOYOTA FORKLIFT	45,000
Roads Traffic Total				45,000
Emerg	E114	8839	2005 CARGO MATE TRAILER	30,000
		FG5363	2005 CARGO MATE TRAILER	30,000
Emerg Total				60,000
Assessor	E140	9198	2015 CHEVROLET EQUINOX	40,000
Assessor Total				40,000
Juv	E185	8990	2014 FORD INTERCEPTOR PURSUIT	40,000
Juv Total				40,000
Sheriff	E200	8671	2014 FORD F250	90,000
		8998	2016 FORD TAURUS PPV	65,000
		9025	2018 CHEVROLET TAHOE	80,000
		9028	2018 CHEVROLET TAHOE	80,000
		9031	2018 FORD F150 PPV	80,000
		9037	2018 CHEVROLET TAHOE PPV	80,000
		9043	2018 FORD F150 PPV	80,000
		9050	2018 CHEVROLET TAHOE PPV	80,000
		9096	2020 FORD EXPLORER	80,000
		9110	2019 CHEVROLET TAHOE	80,000
		9111	2019 CHEVROLET TAHOE	80,000
		9112	2019 CHEVROLET TAHOE	80,000
		9113	2019 FORD F150	80,000
		9115	2019 FORD F150	80,000
		9130	2019 FORD F150	80,000
		9131	2019 FORD F150	80,000
		9174	2014 CHEVROLET IMPALA	60,000
		B-10-18	NEW VEHICLE	1,538,820
Sheriff Total				2,873,820
Sheriff Small Asset	E201	0	BULLET PROOF VESTS Patrol (8)	16,360
			LAUNCHER GL-1 (12)	14,400
			PBT INTOXIMETERS AS FST F381-03 (25)	13,875
			TASER X26E (5)	7,500
			TASER X26P (1)	1,500
			TASER X26P (3)	4,500
			TASER X26P (4)	6,000
			TASER X26P (5)	7,500
		510238	TASER X26P (25)	39,966
		B-10-18	BODY CAMERAS (18)	203,480
			RADIOS (18)	329,400
Sheriff Small Asset Total				644,481
Corrections	E206	0	Corrections Protective Vests (14)	24,500
		9073	2016 FORD TAURUS PPV	60,000
Corrections Total				84,500
Solid Waste	E403	8889	2013 FORD F150 SUPER DUTY	60,000
Solid Waste Total				60,000
Utilities	E420	8890	2013 FORD F150	55,000
Utilities Total				55,000
ER&R	E541	0	FUEL DISPENSERY EQUIPMENT (PUMPS)	34,000
		1485	2000 LINCOLN WELDER TIG175	6,000
		9216	2018 SAVIN COPIER	15,000
		9342	2013 CHEVROLET VOLT	37,000
		510247	BEDFORD OIL FILTER CRUSHER	7,000
ER&R Total				99,000
Grand Total				6,102,801

ATTACHMENT C

THURSTON COUNTY 2024-2025 EQUIPMENT HOURLY RATES	
Description	Hourly rate
10 YD DUMP	\$ 54.45
15' G3 BOAT	\$ 143.20
5 YD DUMP/FLATBED/HOOKLIFT	\$ 139.43
BACKHOE	\$ 100.03
BELT LOADER	\$ 261.54
BRINE SYSTEM	\$ 215.80
BROOM	\$ 122.95
BUCKET TRUCK	\$ 95.96
BUTTON TRUCK	\$ 281.32
CHIP TRUCK	\$ 41.17
CHIPPER	\$ 41.71
CRACK SEALER	\$ 102.44
CRAMBO	\$ 1,117.60
DISTRIBUTOR	\$ 85.48
EXCAVATOR	\$ 53.01
FLAIL MOWER	\$ 119.79
GRADER	\$ 142.36
GRAPPLE ARM "TRASH TRUCK"	\$ 108.32
LIGHT TRUCK < 10,000 LBS	\$ 17.98
LOADER	\$ 104.63
LOWBOY	\$ 115.99
MEDIUM TRUCKS 10,001-26,000 LBS	\$ 24.78
MEDIUM UTILITY TRACTOR	\$ 278.29
PATCH TRUCK	\$ 107.05
PAVER	\$ 559.70
POWERSCREEN	\$ 555.22
PUP TRAILER	\$ 217.50
ROLLER	\$ 79.13
ROTARY MOWER	\$ 72.00
SERVICE TRUCKS F550	\$ 28.81
SKID STEER	\$ 47.89
SMALL UTILITY TRACTOR	\$ 108.23
STRIPER	\$ 173.95
SWEEPER	\$ 138.53
TILT DECK TRAILER	\$ 28.61
VACTOR	\$ 122.93
WATER TRUCK	\$ 80.98
ZERO TURN MOWER	\$ 38.97
	Daily Rates
14K TILT DECK TRAILER	\$ 5.73
ENCLOSED TRAILER	\$ 15.16
READER BOARD TRAILER	\$ 27.97



ATTACHMENT D




PUBLIC WORKS

9605 Tilley Road S, Suite C | Olympia, WA 98512-1093
Office: (360) 867-2300 | TDD line: 711 or 1 (800) 833-6388

Jennifer D. Walker, Director

MEMORANDUM

DATE: November 9, 2023
TO: Thurston County Board of County Commissioners
FROM: Matt Unzelman, P.E., County Engineer 
CC: Bruce Rohrbough, Central Services Fleet Service Manager
Teresa Wollan, Public Works Fiscal Manager
RE: 2024 Review of ER&R and M&O Rates

I have reviewed the 2024 ER&R rates for materials and supplies, replacement, and M&O funded by county road funds for 2024 and certify to the Thurston County Board of County Commissioners that the proposed rates are appropriate as required by RCW 36.80.030.

References:

WAC 136-600-050 Equipment Rental Rates

Rental rates of equipment shall be reviewed annually, or every two years for counties that budget on a biennial basis, by the county's legislative authority. Rental rates must include, but are not limited to, the following:

- (1) Estimated service life in years and service life remaining;
- (2) Replacement cost;
- (3) Salvage value;
- (4) Estimated operating and maintenance cost;
- (5) Direct and indirect cost of maintaining and operating facilities specific for ER&R equipment;
- (6) ER&R program administration.

ER&R rates for equipment shall be determined by the county engineer or other appointee of the county legislative body. However, if the rates are set by an appointee other than the county engineer, the county engineer shall review the proposed rates and certify to the legislative body that the proposed

rates are an appropriate use of county road funds as required by RCW 36.80.030 prior to adoption of the proposed rates by the legislative authority.

The resolution by the legislative authority adopting the rental rates must include reference to the fact that the rental rates for county road equipment have been reviewed by the county engineer and certified as an appropriate use of county road funds as required by RCW 36.80.030.

ATTACHMENT E

**THURSTON COUNTY
CENTRAL SERVICES
ER&R FLEET SERVICES**

2024-2025 POOL CAR RATES (SHORT TERM)			
Vehicle Category	Daily Rate		Per Mile Rate
Hybrid Sedan	\$	28	\$ 0.35
7 Passenger Van	\$	40	\$ 0.35
Compact SUV	\$	35	\$ 0.37
Full Size Electric Truck	\$	70	\$ 0.08

2024-2025 POOL CAR RATES (LONG TERM)			
Vehicle Category	Monthly Rate		Per Mile Rate
Hybrid Sedan	\$	469	\$ 0.35
7 Passenger Van	\$	667	\$ 0.35
Compact SUV	\$	579	\$ 0.37
Full Size Electric Truck	\$	1,167	\$ 0.08

ADDITIONAL FEES	
Description	Fee
Fee for vehicles not picked up and reservation not cancelled:	Daily Rate
Fee for vehicles returned with less than 3/4 tank of fuel:	\$55

*The daily rate is not prorated and is applicable for any portion of a day

*Per mile Rates are in addition to daily rental rates

*Per mile Rates are in addition to monthly rental rates