

PUBLIC SCHOOLS IMMUNIZATIONS SUMMARY

2016-2025 Data

Disease Control & Prevention Division
Communicable Disease Epidemiology Section
412 Lilly Rd NE Olympia, WA 98506
360-867-2610
www.thurstoncountywa.gov/phss
March 2026



THURSTON COUNTY
WASHINGTON
SINCE 1852

Public Health &
Social Services

Table of Contents

<u>Purpose</u>	<u>03</u>
<u>Thurston County School District Map</u>	<u>04</u>
<u>Overall Complete Compliance</u>	<u>05</u>
<u>Measles, Mumps & Rubella (MMR) Compliance</u>	<u>09</u>
<u>Pertussis (Whooping Cough) Compliance</u>	<u>12</u>
<u>Diphtheria & Tetanus (DT) Compliance</u>	<u>14</u>
<u>Polio Compliance</u>	<u>16</u>
<u>Varicella (Chickenpox) Compliance</u>	<u>18</u>
<u>Griffin School District</u>	<u>20</u>
<u>North Thurston Public Schools</u>	<u>25</u>
<u>Olympia School District</u>	<u>30</u>
<u>Rainier School District</u>	<u>35</u>
<u>Rochester School District</u>	<u>40</u>
<u>Tenino School District</u>	<u>45</u>
<u>Tumwater School District</u>	<u>50</u>
<u>Yelm School District</u>	<u>55</u>

PURPOSE

This report summarizes immunization compliance in Thurston County school districts for the school year 2024-25. It is intended to visualize for health care providers trends among their school-aged patients.

This data can be found on the school immunization dashboard via the Washington State Department of Health.

Status Definitions

- **Complete:** The student has documented immunity to **all** of the vaccine-preventable diseases for which full immunity is required. Documented immunity includes immunization at the appropriate ages and intervals or health care provider documentation of immunity by titer or disease history.
- **Out of Compliance:** The student does not have documentation of immunity for **one or more** of the vaccine-preventable diseases for which documentation of immunization is required, and they are not in a temporary conditional period, and they do not have a completed Certificate of Exemption exempting them from the requirement for immunization against the disease/s for which documentation of immunity is missing.
- **Exempt:** The student has a completed Certificate of Exemption for **any one or more** of the immunization requirements and is **not** out of compliance for **any** other of the immunization requirements.
- **Conditional:** The student is making satisfactory progress toward full immunization by continuing a immunization schedule and is within the recommended interval for the next dose. They cannot be out of compliance or have a documented exemption for **any other** immunization requirements.

Technical Data Notes:

www.doh.wa.gov/sites/default/files/2025-06/348915-SchoolDataTechnicalNotes.pdf

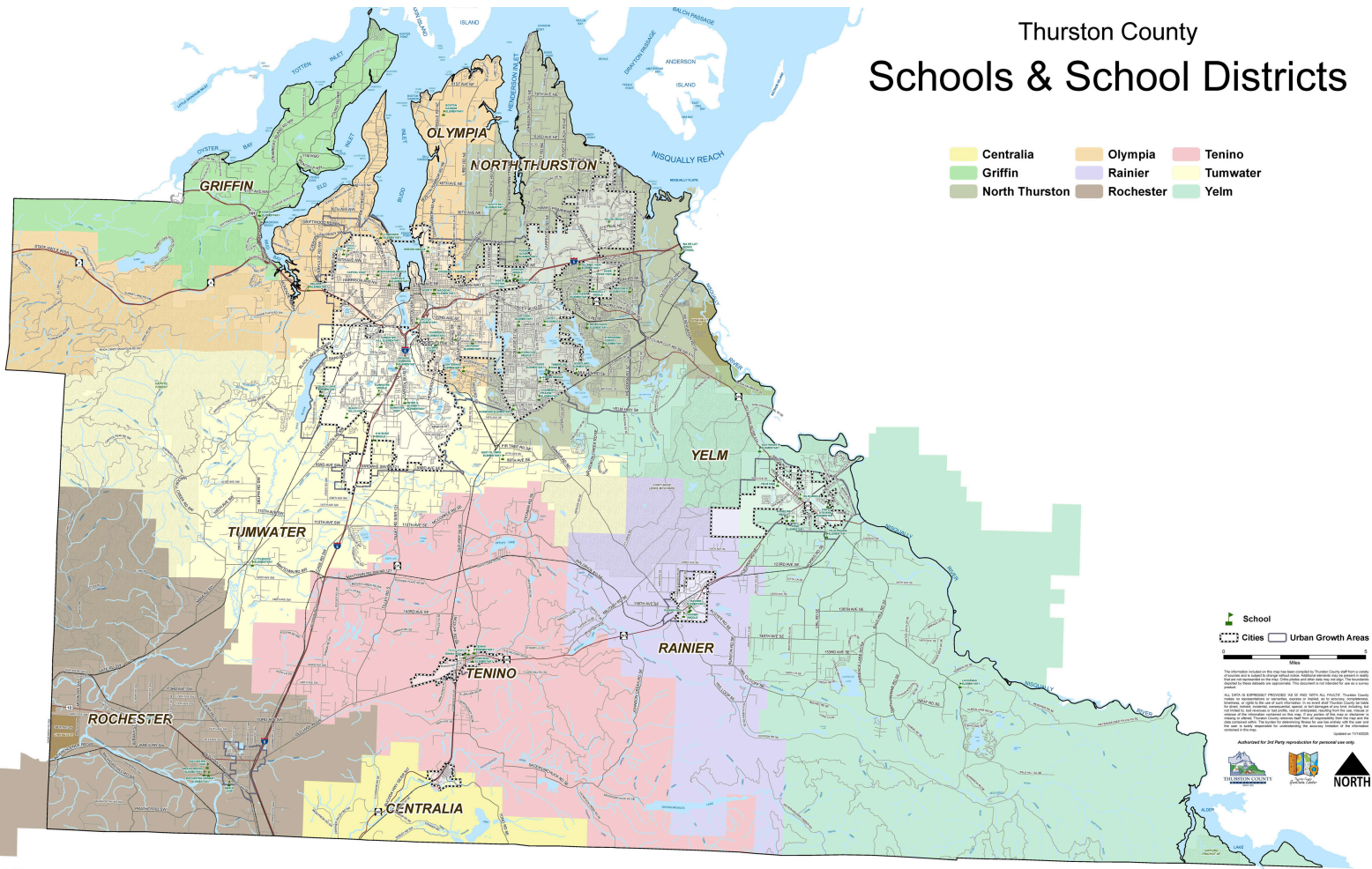
Percentages in this report are calculated using the count of students divided by the student enrollment as reported by the school. Using an arithmetic average provides an unbiased estimate of how well the population of students is immunized. Because school percentage rates are characterized by outliers, using this average may be a biased estimator of how well schools are immunized.

Washington Department of Health School Immunization Data Dashboard:

www.doh.wa.gov/data-and-statistical-reports/washington-tracking-network-wtn/school-immunization/dashboard

Thurston County School District Map

Thurston County Schools & School Districts



Thurston County School District Immunization Compliance

2024-25 School District Overview

Kindergarten

- 5 of 8 school districts have compliance below the state kindergarten average.
- North Thurston has the highest rate: 91.5%.
- The three lowest districts have rates between 85.5%–85.7%.

Seventh Grade

- 3 of 8 districts have compliance rates below the state seventh-grade average.
- Tumwater and Yelm have the highest rates at >89%.
- The three lowest districts range from 70.4%–80.7%.

Overall K–12

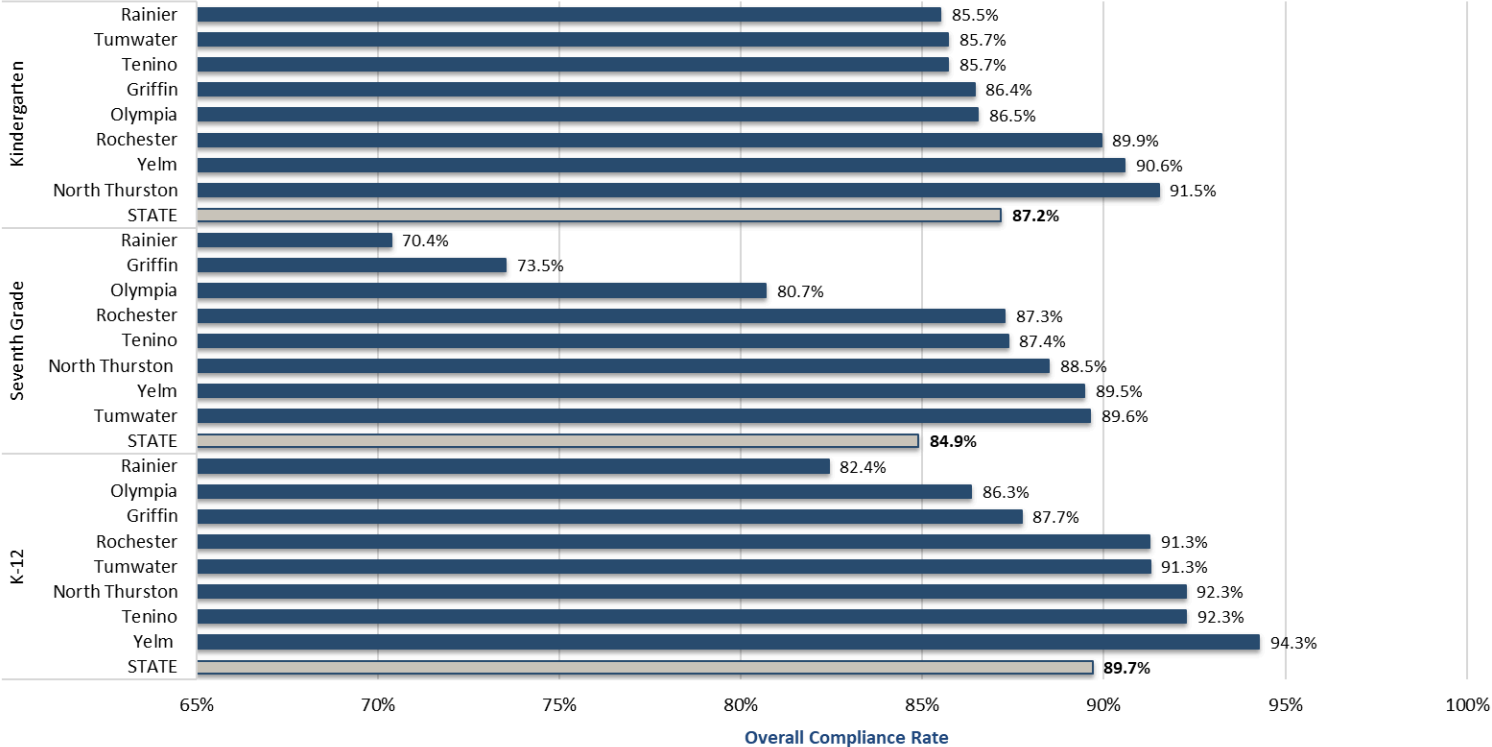
- 3 of 8 districts have overall compliance below the state K–12 average.
- Yelm has the highest overall rate: 94.3%.
- The three lowest districts range from 82.4%–87.7%.



School Immunization Compliance
Thurston County School District Compared to Washington State
2024-2025 School Year

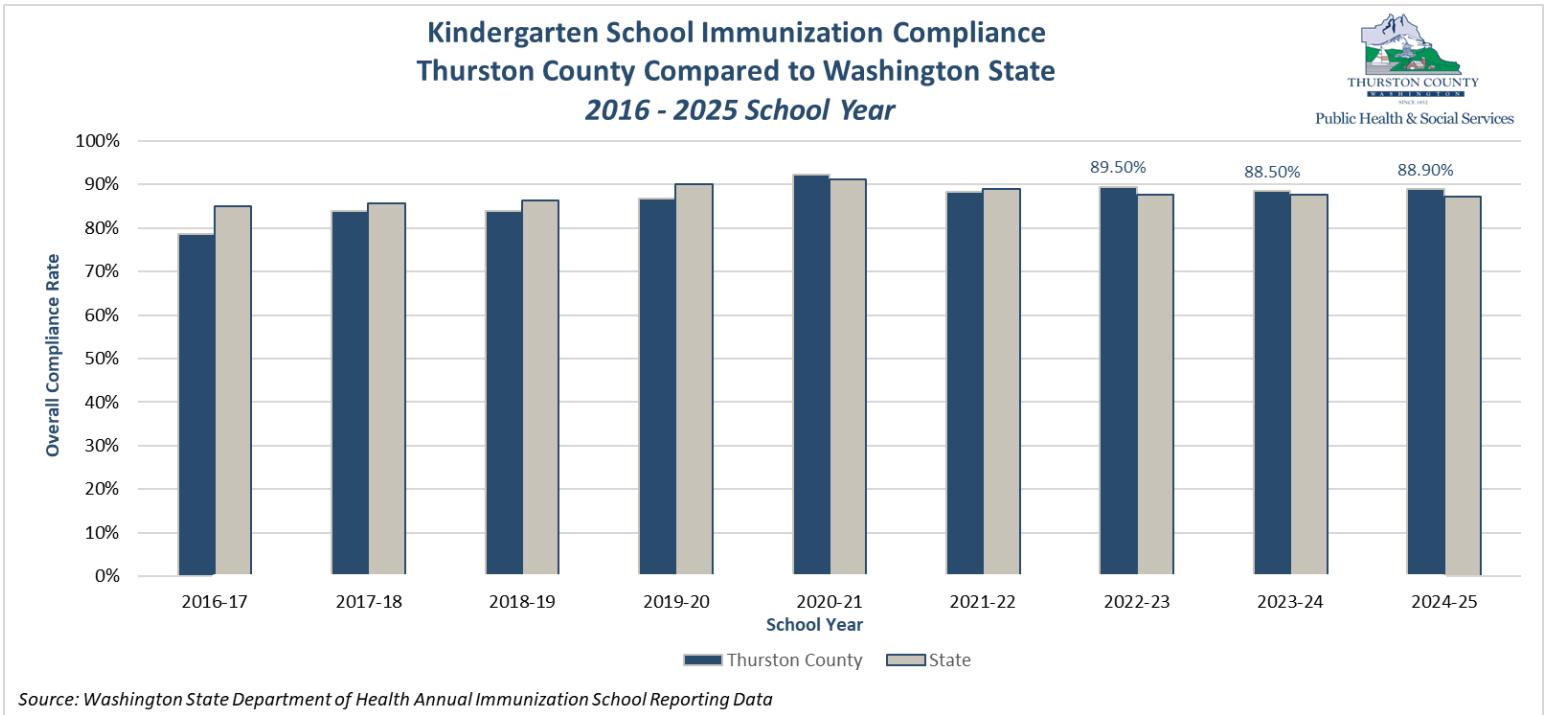


Public Health & Social Services



Source: Washington State Department of Health Annual Immunization School Reporting Data

Overall Complete Compliance



Trends in K-12

- Historically, **K-12** immunization compliance rates were below the Washington State average. Compliance increased sharply in the 2020-21 school year.
- Thurston County immunization compliance rates have fallen since the 2022-23 school year.
- While most Thurston County school districts report compliance rates above the state average, there is significant local variation with **Yelm** at 5 points above state average and **Rainier** at 7 points below.



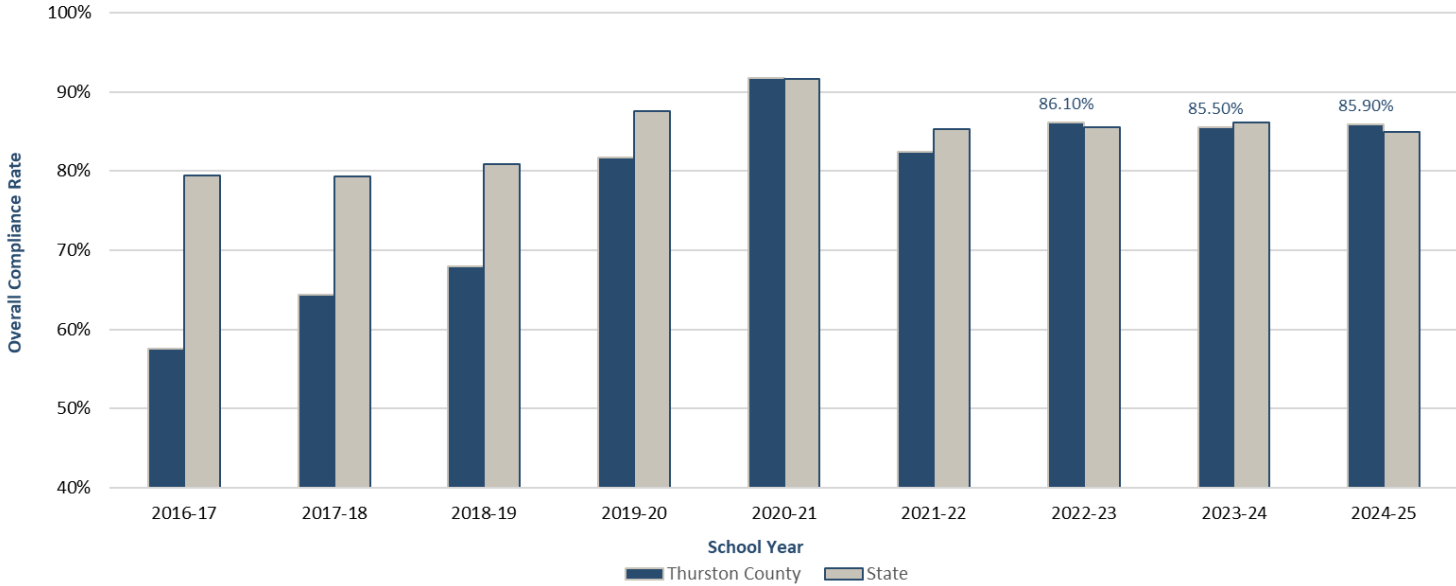
**KEEP UP
THE RATES**

Overall Complete Compliance

6th/7th Grade* School Immunization Compliance Thurston County Compared to Washington State 2016 - 2025 School Year



Public Health & Social Services



Source: Washington State Department of Health Annual Immunization School Reporting Data

*Data prior to school year 2019–20 includes 6th grade immunization rates only. Data from school year 2020–21 onward includes 7th grade immunization rates only

Parents – Are Your Kids Ready for School?



Required Immunizations for School in Washington State

Instructions: To see which vaccines are required for school, find your child's grade in the first column. Look at the matching row across the page to find the amount of vaccines required for your child to enter school.

	DTaP/Tdap (Diphtheria, Tetanus, Pertussis)	Hepatitis B	Hib (Haemophilus influenzae type B)	MMR (Measles, mumps, rubella)	PCV (Pneumococcal Conjugate)	Polio	Varicella (Chickenpox)
Preschool Age 19 months to less than 4 years on September 1 st	4 doses DTaP	3 doses	3 or 4 doses* (depending on vaccine)	1 dose	4 doses*	3 doses	1 dose**
Preschool/Transitional Kindergarten 4 years of age or older on September 1st	5 doses DTaP*	3 doses	3 or 4 doses* (depending on vaccine) Not required at 5 years of age or older	2 doses	4 doses* Not required at 5 years of age or older	4 doses*	2 doses**
Kindergarten through 6th grades	5 doses DTaP*	3 doses	Not Required	2 doses	Not Required	4 doses*	2 doses**
7th through 12th grades	5 doses DTaP* Plus Tdap at age >10 years	3 doses	Not Required	2 doses	Not Required	4 doses*	2 doses**

*Vaccine doses may be acceptable with fewer than listed depending on when they were given.

**Healthcare provider verification of history of chickenpox disease is also acceptable.

Students must get vaccine doses at the correct timeframes to be in compliance with school requirements. Talk to your health care provider or school staff if you have questions.

Find information on other important vaccines not required for school at: www.immunize.org/cdc/schedules.

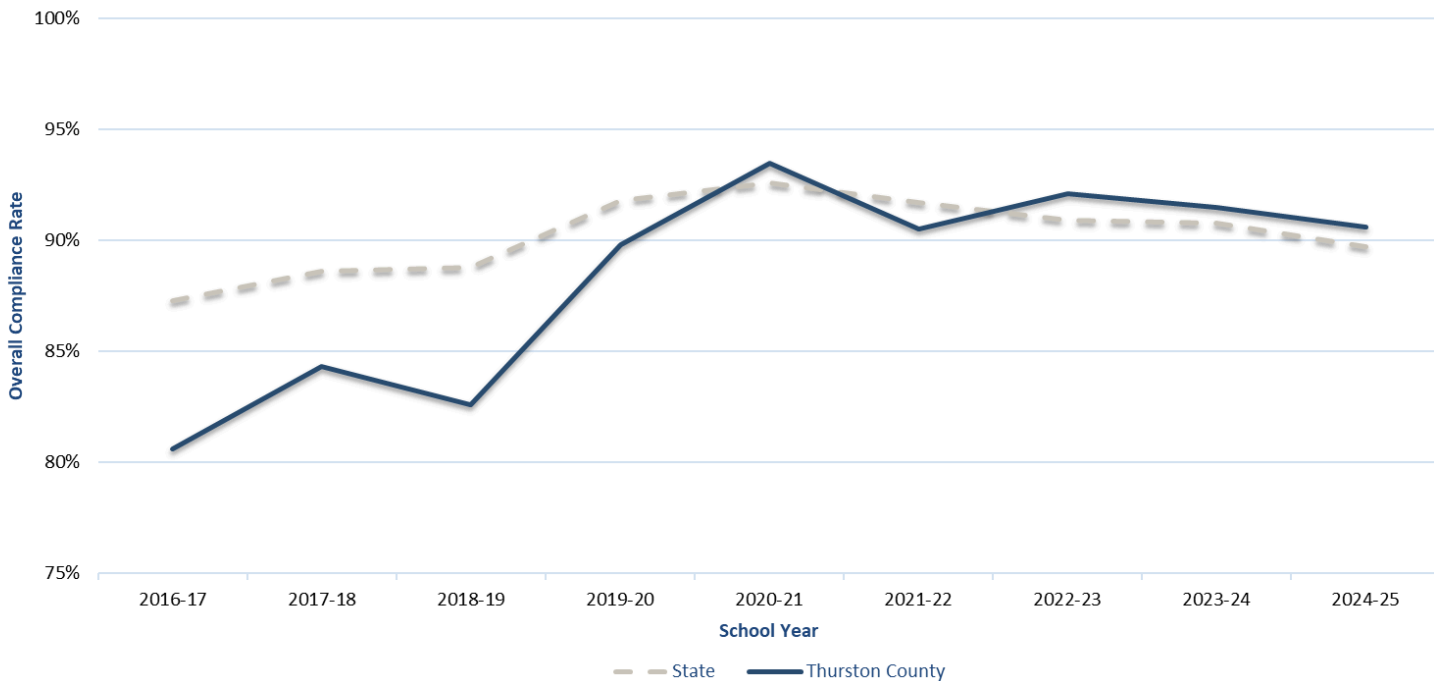
To request this document in another format, call 1-800-525-0127.

Deaf or hard of hearing customers, please call 711 (Washington Relay) or email doh.information@doh.wa.gov DOH 348-295 Nov. 2025



Overall Complete Compliance

K-12 School Immunization Compliance
Thurston County Compared to Washington State
2016 - 2025 School Year



Source: Washington State Department of Health Annual Immunization School Reporting Data

SCHEDULE TODAY

Your child is due for three recommended vaccines:

- Tdap vaccine
- HPV vaccine
- Meningococcal vaccine

These vaccines will keep them healthy and prevent serious disease.

In Washington state, children are required to get a Tdap vaccine at 10 years of age or older to enter 7th grade.

CALL YOUR DOCTOR TODAY TO SCHEDULE A VISIT!

To request this document in another format, call 1-800-525-0127. Deaf or hard of hearing customers, please call 711 (Washington Relay) or email doh.information@doh.wa.gov. DOH 348-693 June 2025

Trends in Kindergarten & Seventh Grade Overall Immunization

Kindergarten

- Immunization compliance rates have fallen since the 2020–21 peak at 92.2% to around 89%.
- ***Coordinated outreach with providers will be needed to improve immunization compliance.***

Seventh Grade

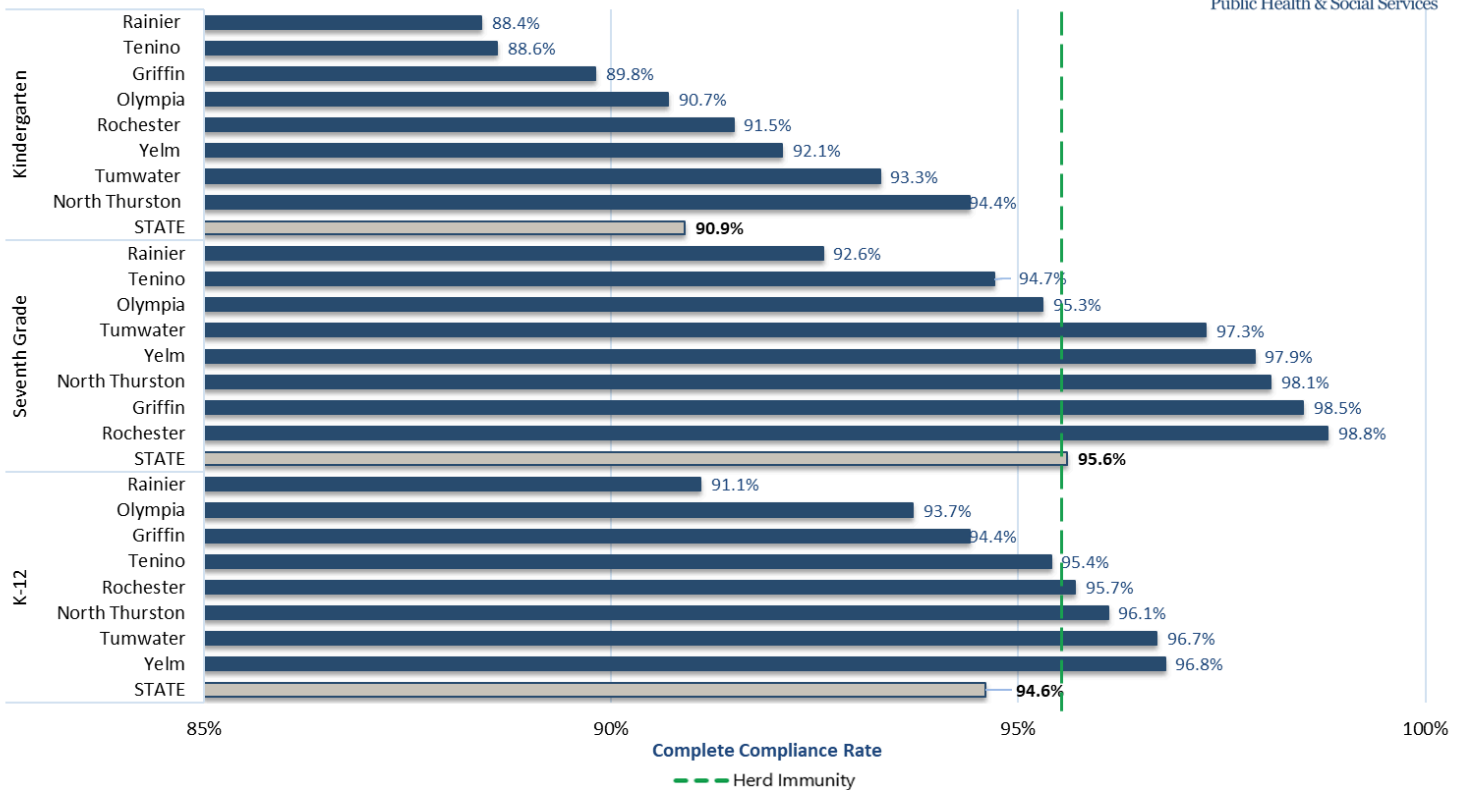
- This age group has the lowest overall complete compliance rates in the county and the largest variation between districts.
- Rainier’s compliance rate is 19% lower than Tumwater, the highest-performing district for this grade level.

MMR Compliance

Thurston County MMR Trends

- **By the 2024–25 school year, Thurston County Kindergarten compliance fell below 95%** (ranging from 88.4% to 94.4%).
- **Rates below the 95% herd immunity level raise the risk of a local outbreak when a case of measles is introduced.**
- **Seventh Grade MMR compliance ranges from 92.6% to 98.8%**, possibly reflecting successful targeted catch-up immunizations before middle school entry.

**Measles, Mumps & Rubella (MMR) Immunization Compliance
Thurston County School District Compared to Washington State
2024-2025 School Year**



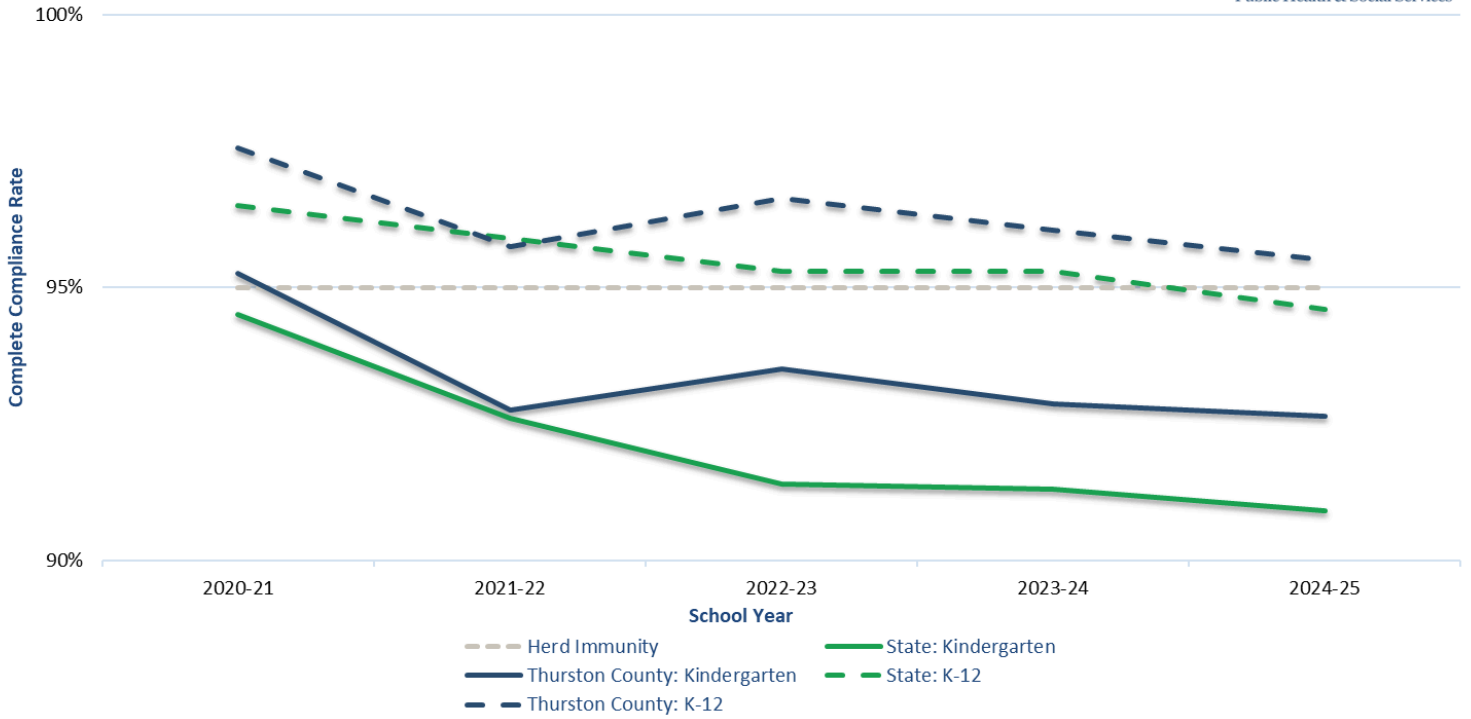
Source: Washington State Department of Health Annual Immunization School Reporting Data

MMR Compliance

Measles, Mumps & Rubella (MMR) School Immunization Compliance
Thurston County Compared to Washington State
2020-2025 School Year



Public Health & Social Services


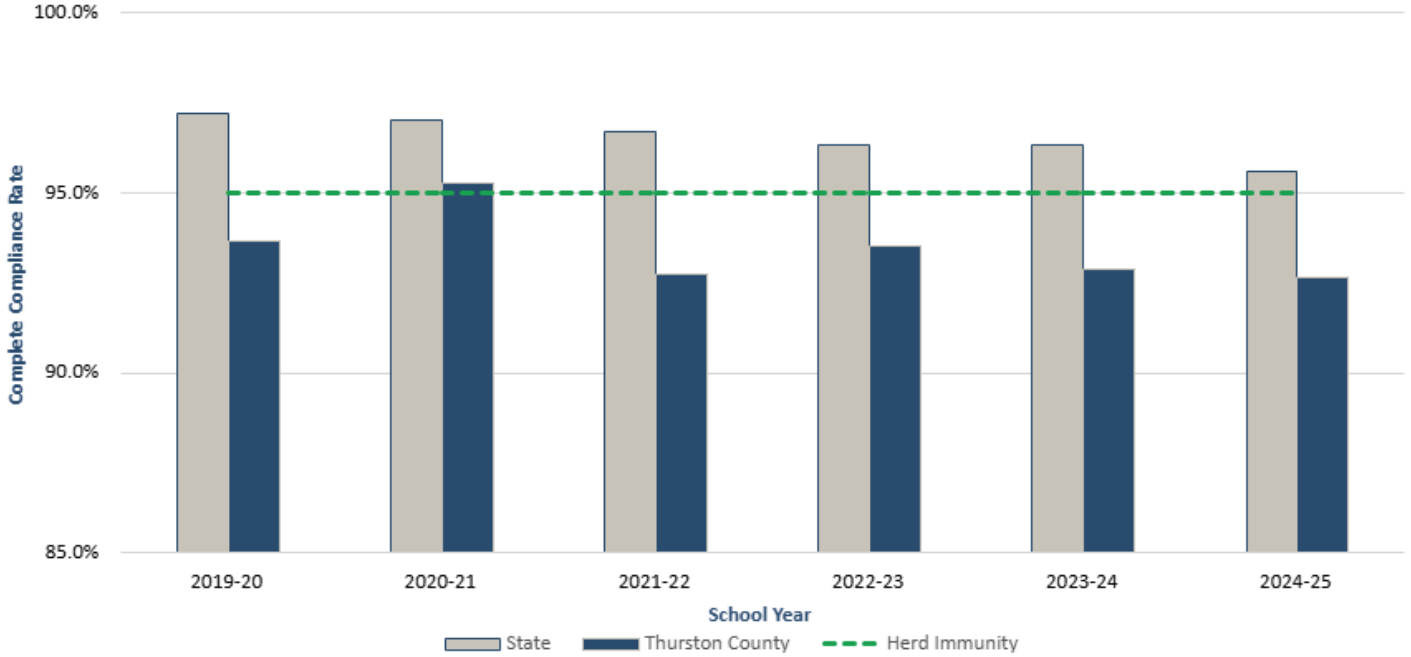


Source: Washington State Department of Health Annual Immunization School Reporting Data

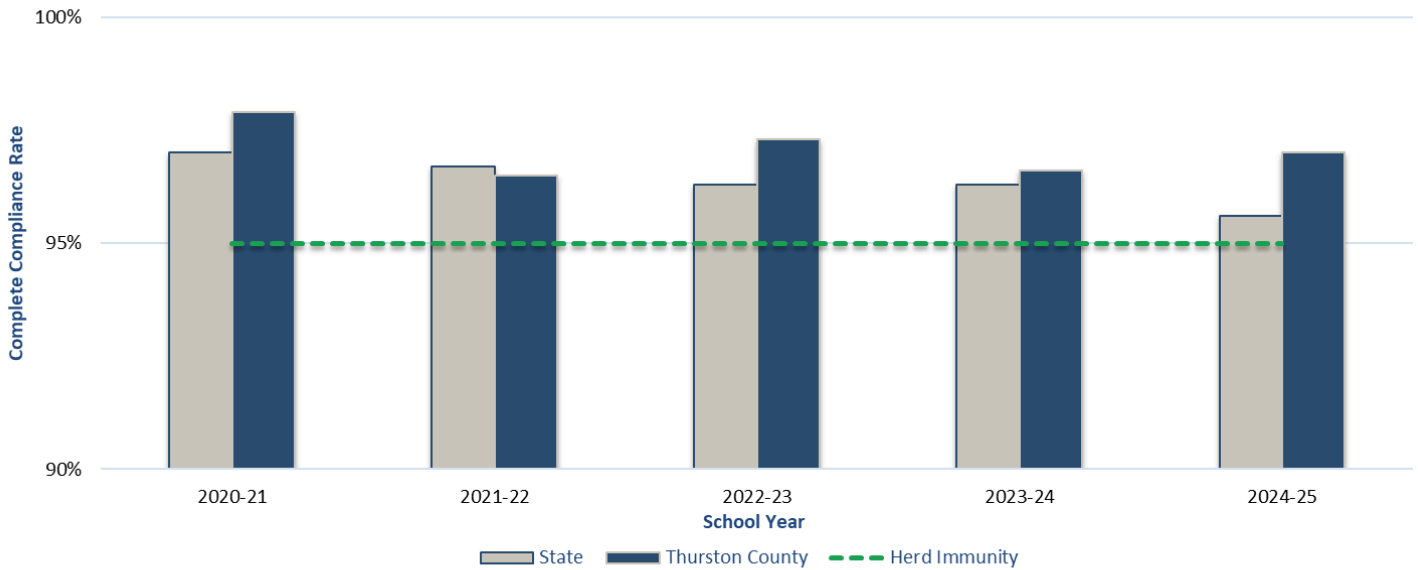


MMR Compliance

Kindergarten Measles, Mumps & Rubella (MMR) School Immunization Compliance Thurston County Compared to Washington State
2020-2025 School Year

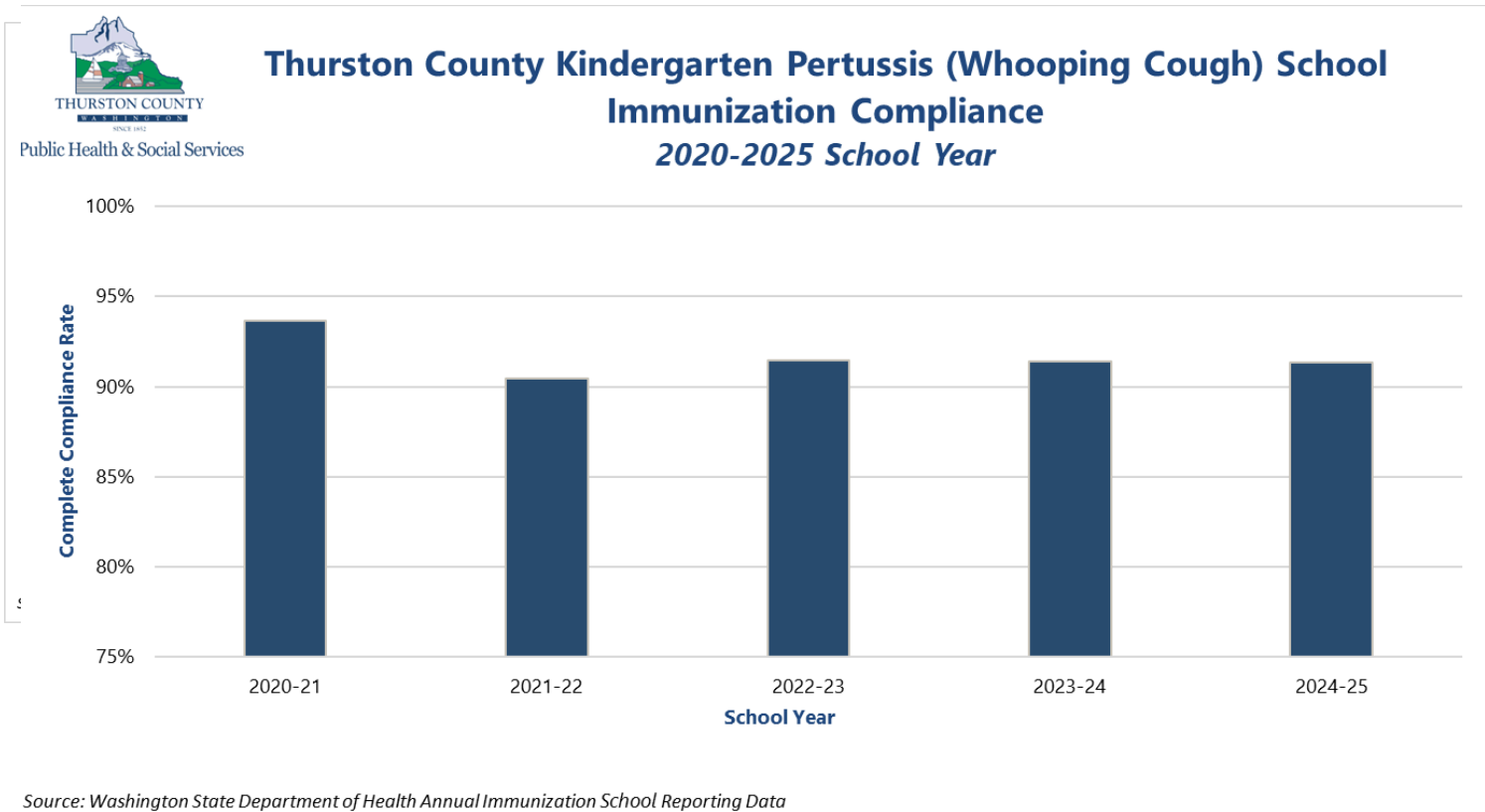
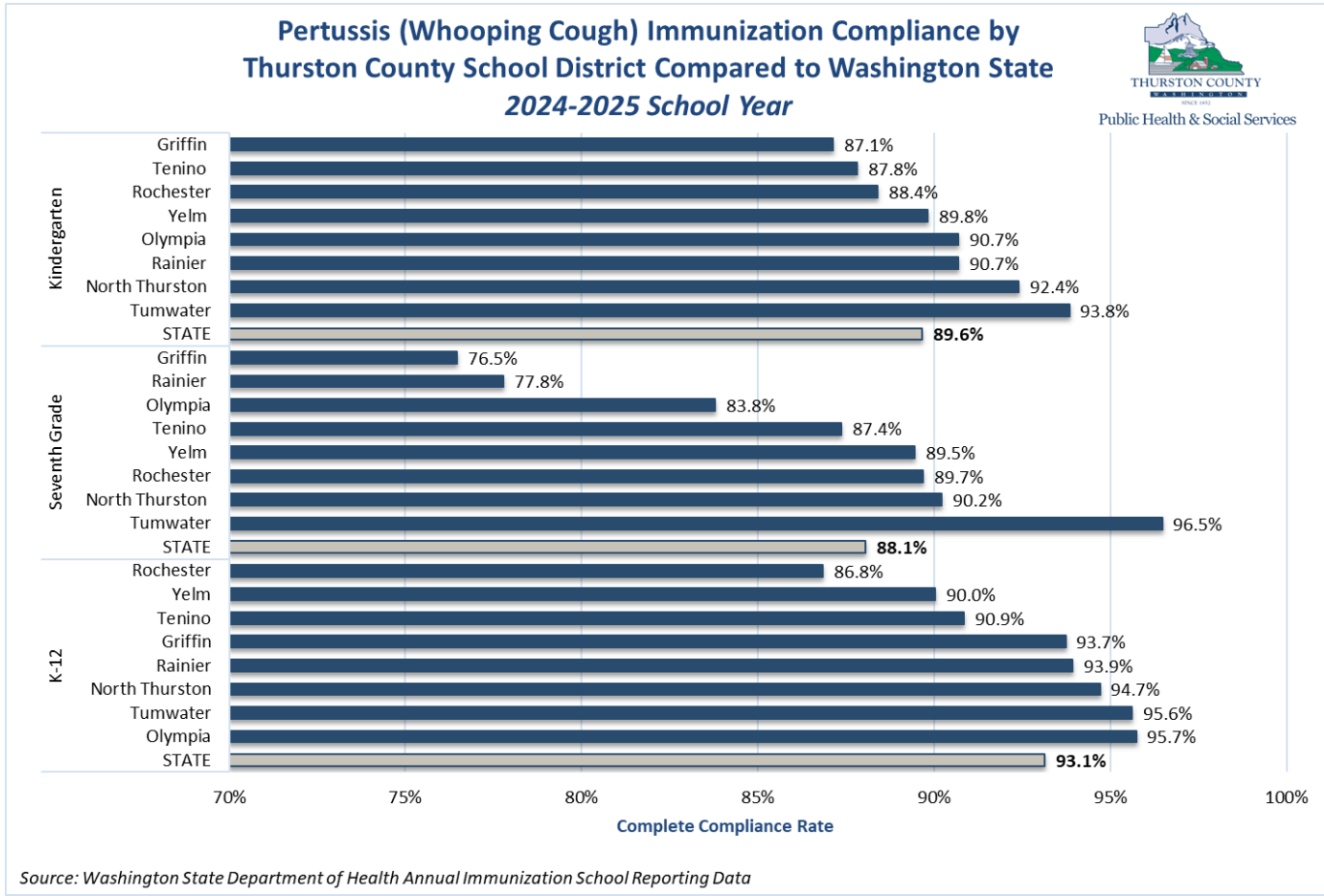


7th Grade Measles, Mumps & Rubella (MMR) School Immunization Compliance Thurston County Compared to Washington State
2020-2025 School Year

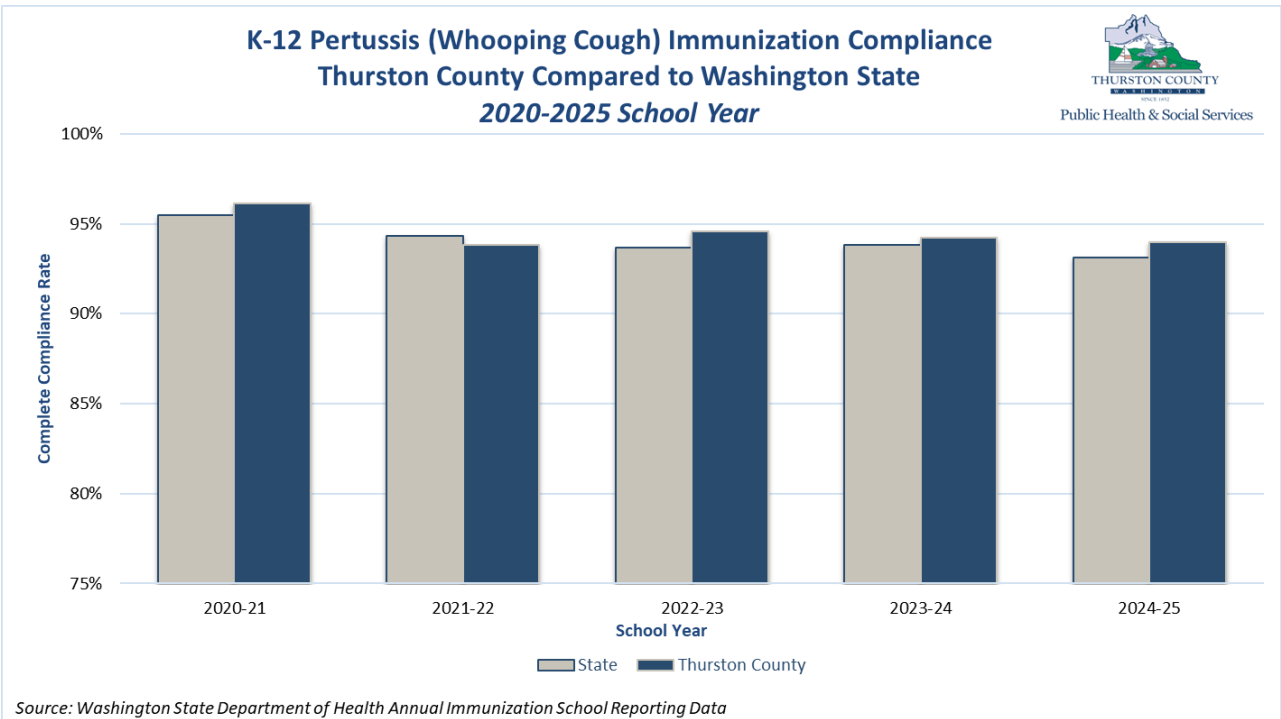
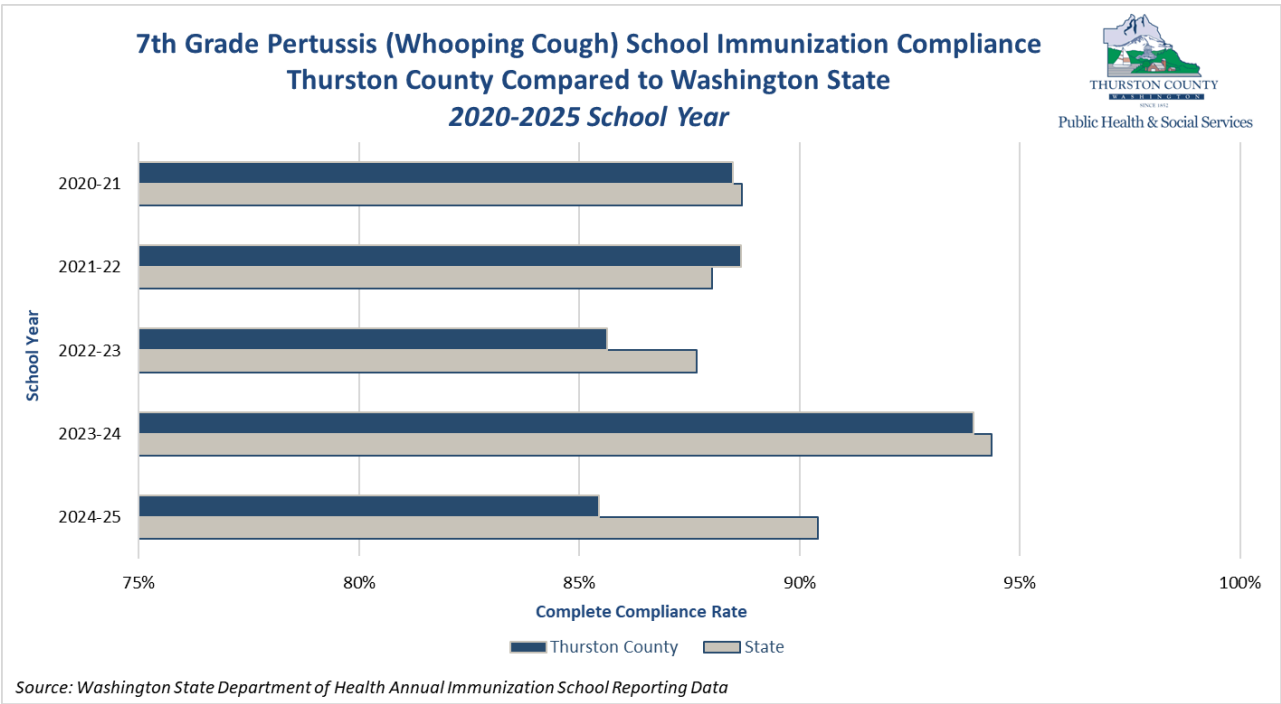


Source: Washington State Department of Health Annual Immunization School Reporting Data

Pertussis Compliance



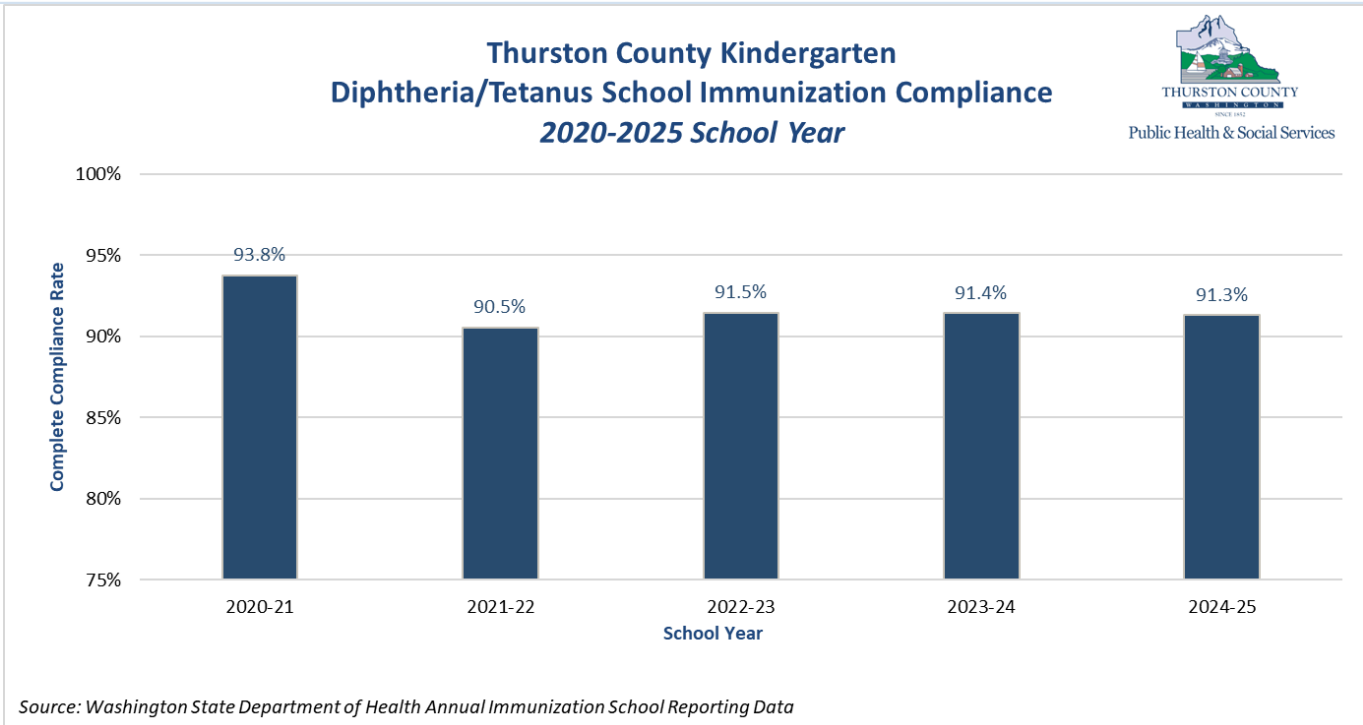
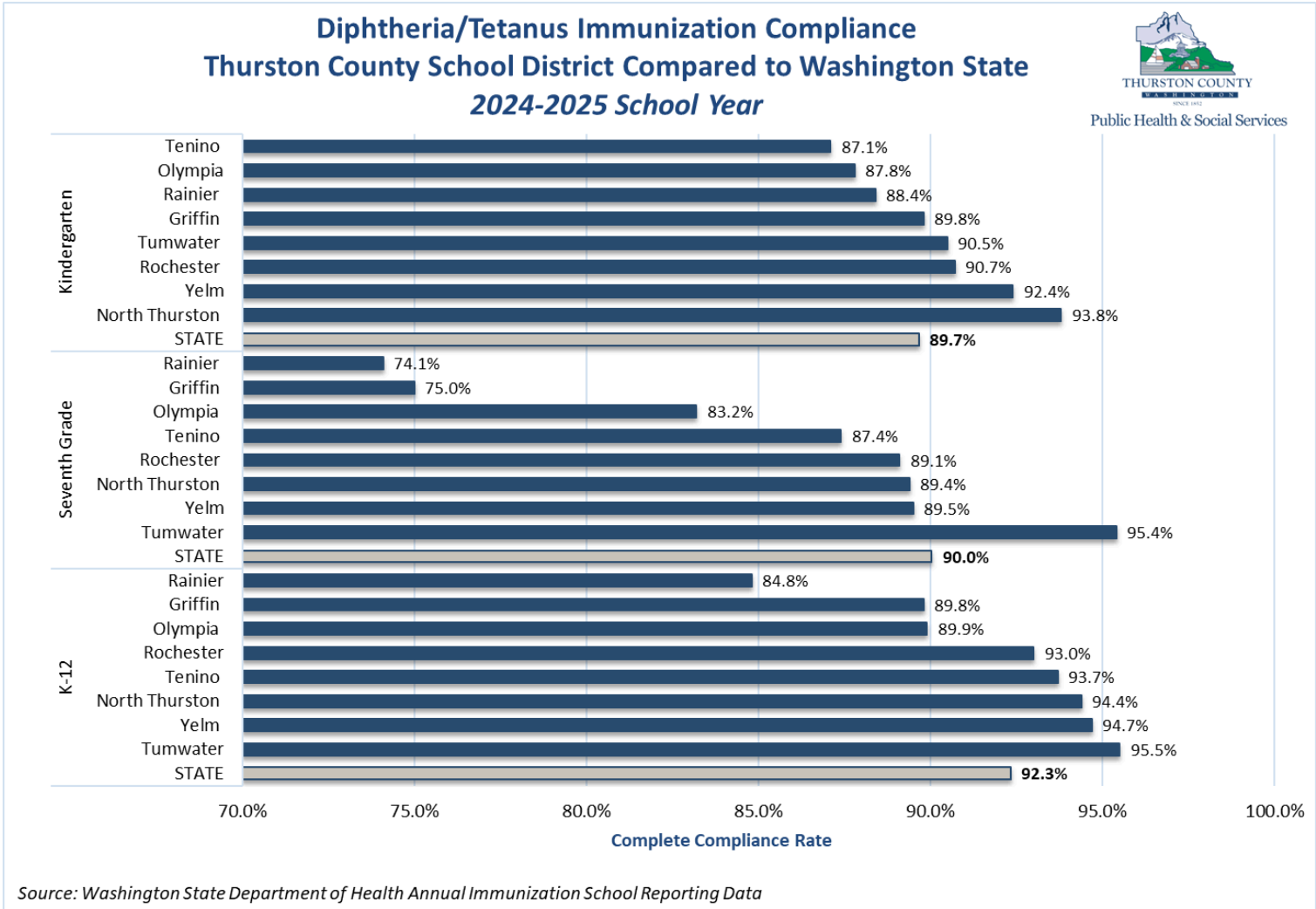
Pertussis Compliance



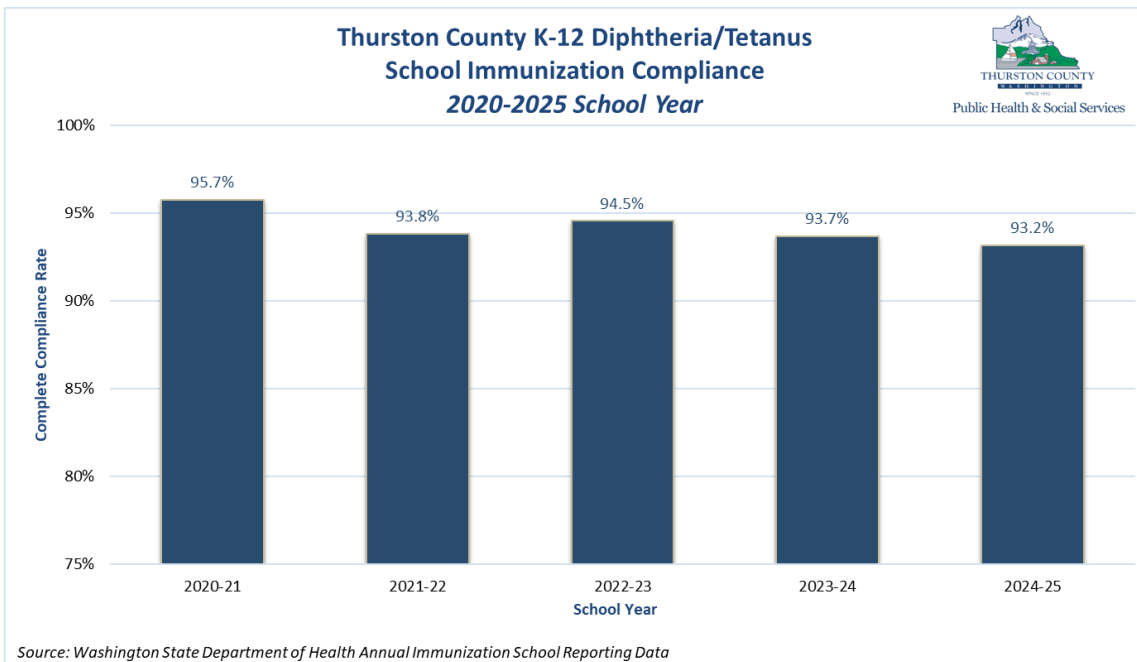
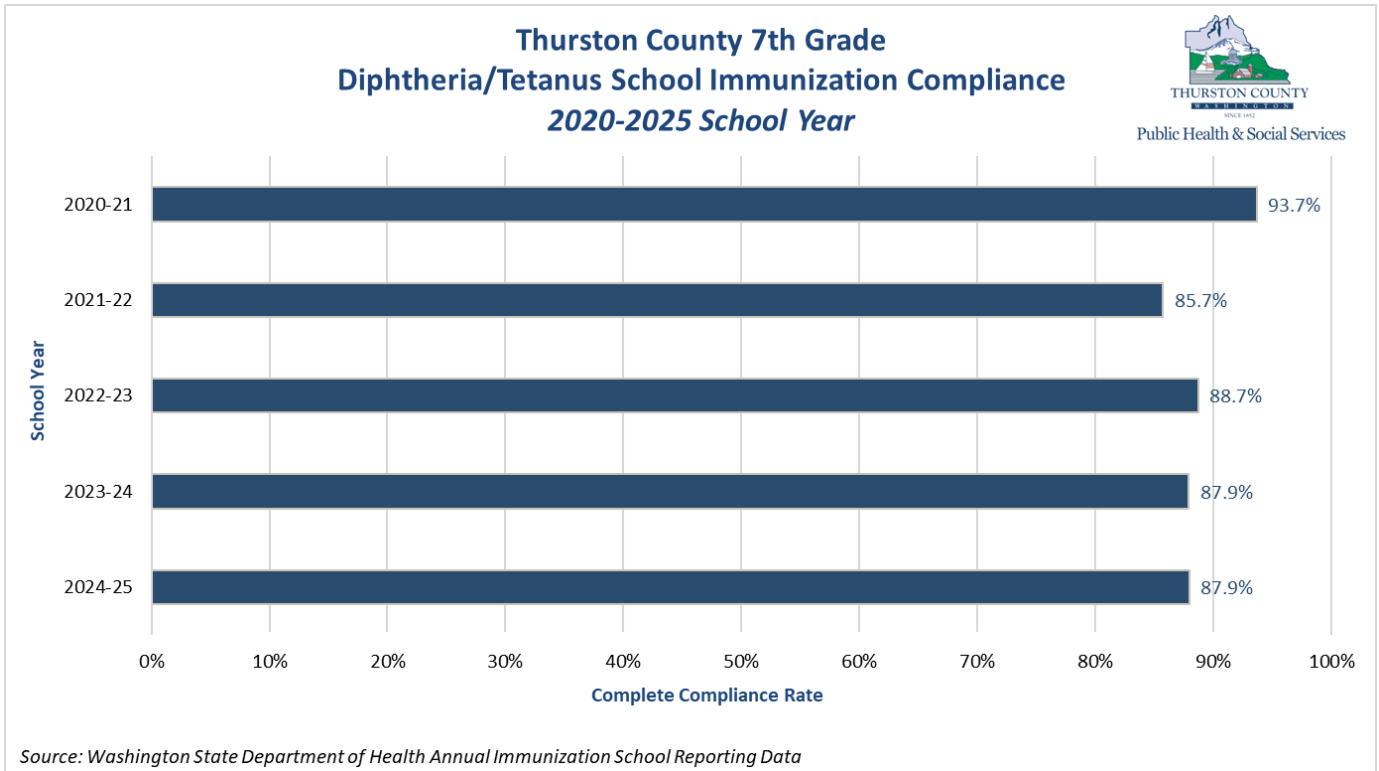
Pertussis Trends in Thurston County

- **Kindergarten** rates range from 87.1% to 93.8% below the 96.1% peak in 2020–21.
- **Seventh-grade** rates show great variability with a 20% gap between the highest and lowest districts, but contrary to the MMR rates in this age group, they have the lowest overall compliance rates.
- **K–12** immunization rates range from 86.8% to 95.7%.

Diphtheria & Tetanus (DT) Compliance



Diphtheria & Tetanus (DT) Compliance



DT Trends in Thurston County

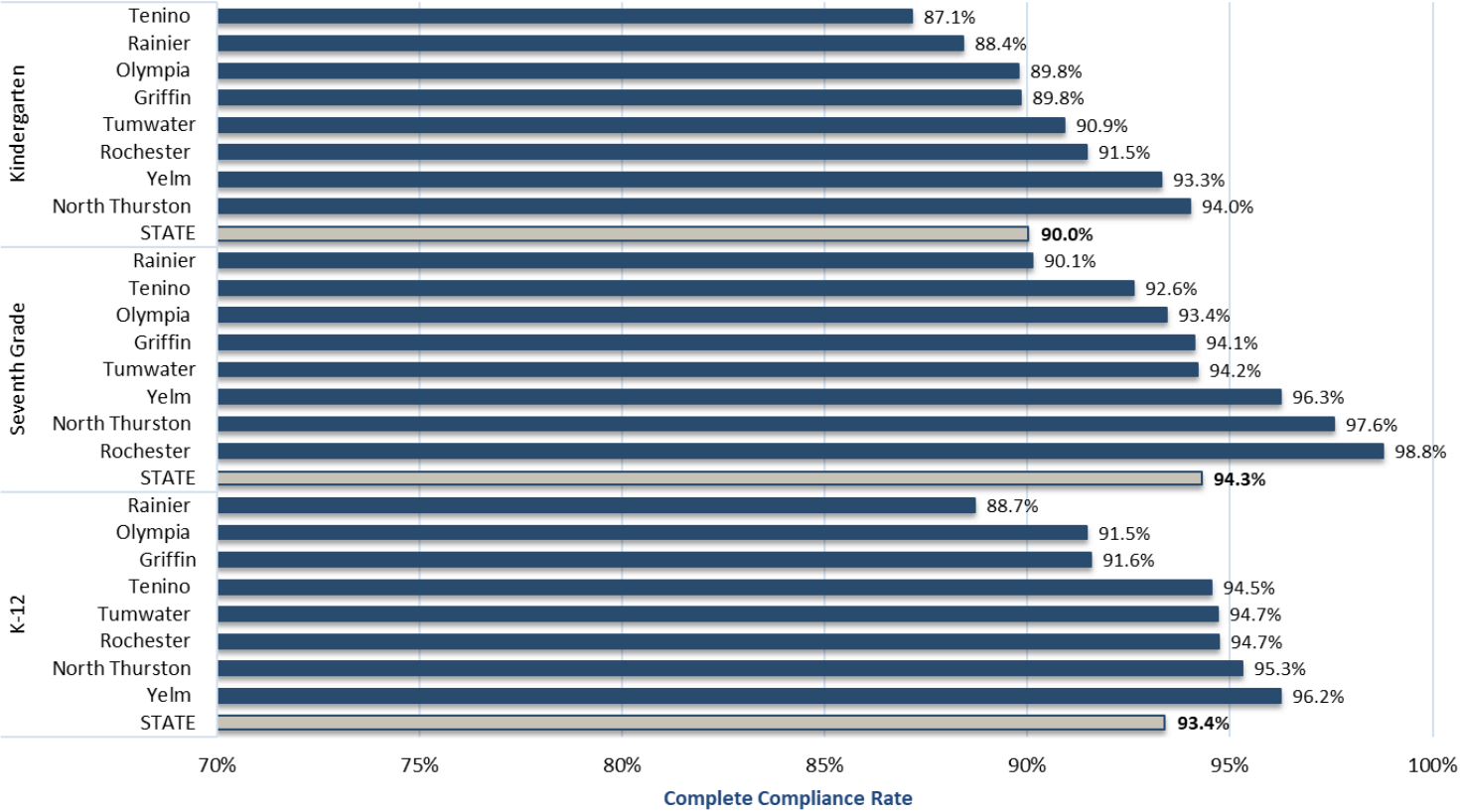
- **Kindergarten** immunization rates range from 87.1% to 93.8%.
- **Seventh-grade** immunization rates have the greatest variation, with a difference of over 20% between Tumwater and Rainier compliance.
- At the **K-12th** grade level, diphtheria-tetanus (DT) immunization compliance rates range from 84.8% to 95.5%. with little variation across districts.

Polio Compliance

Polio Immunization Compliance by Thurston County School District Compared to Washington State 2024-2025 School Year



Public Health & Social Services

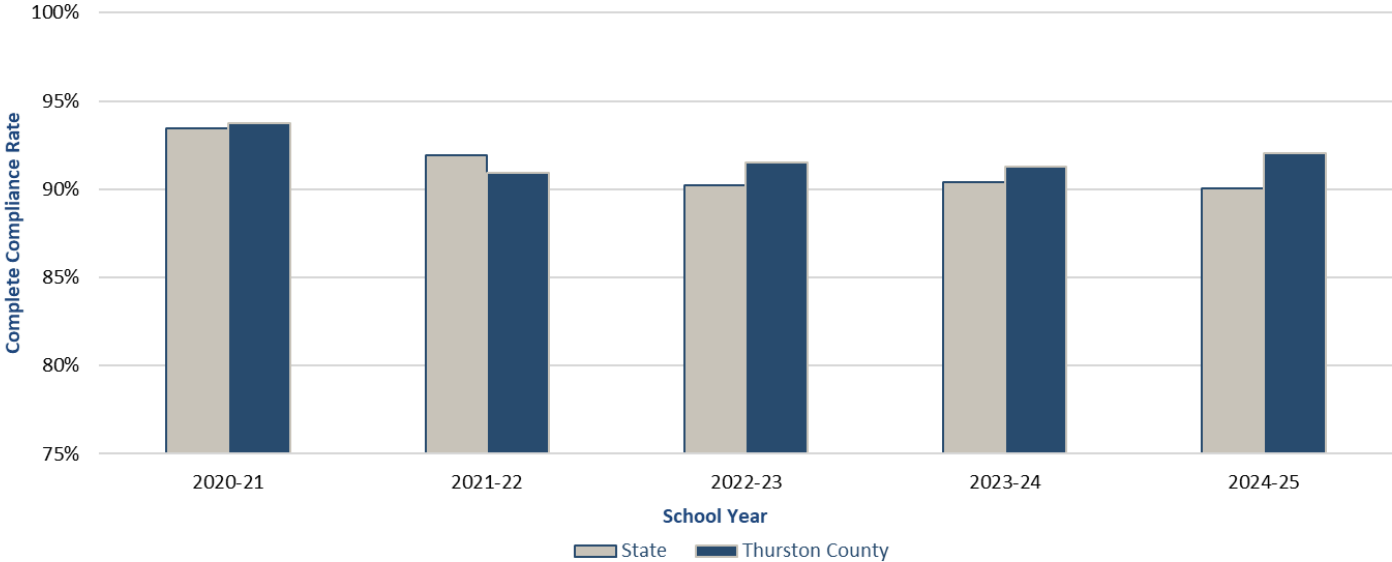


Source: Washington State Department of Health Annual Immunization School Reporting Data

Kindergarten Polio School Immunization Compliance Thurston County Compared to Washington State 2020-2025 School Year

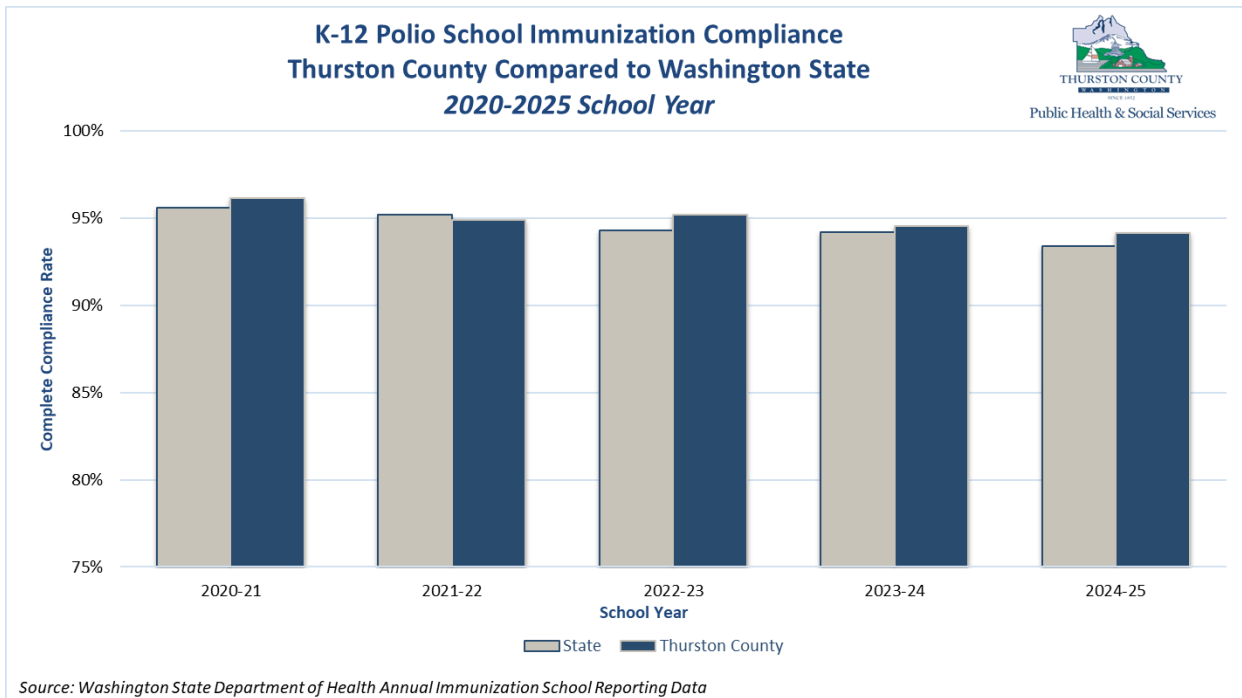
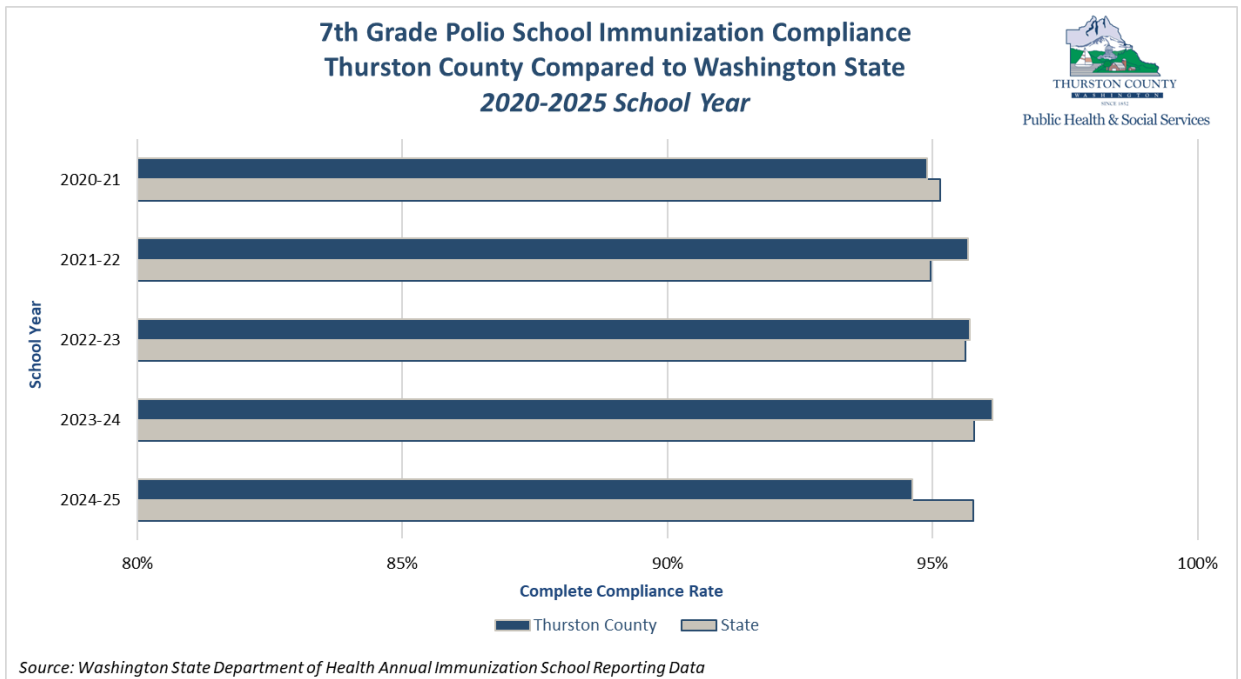


Public Health & Social Services



Source: Washington State Department of Health Annual Immunization School Reporting Data

Polio Compliance

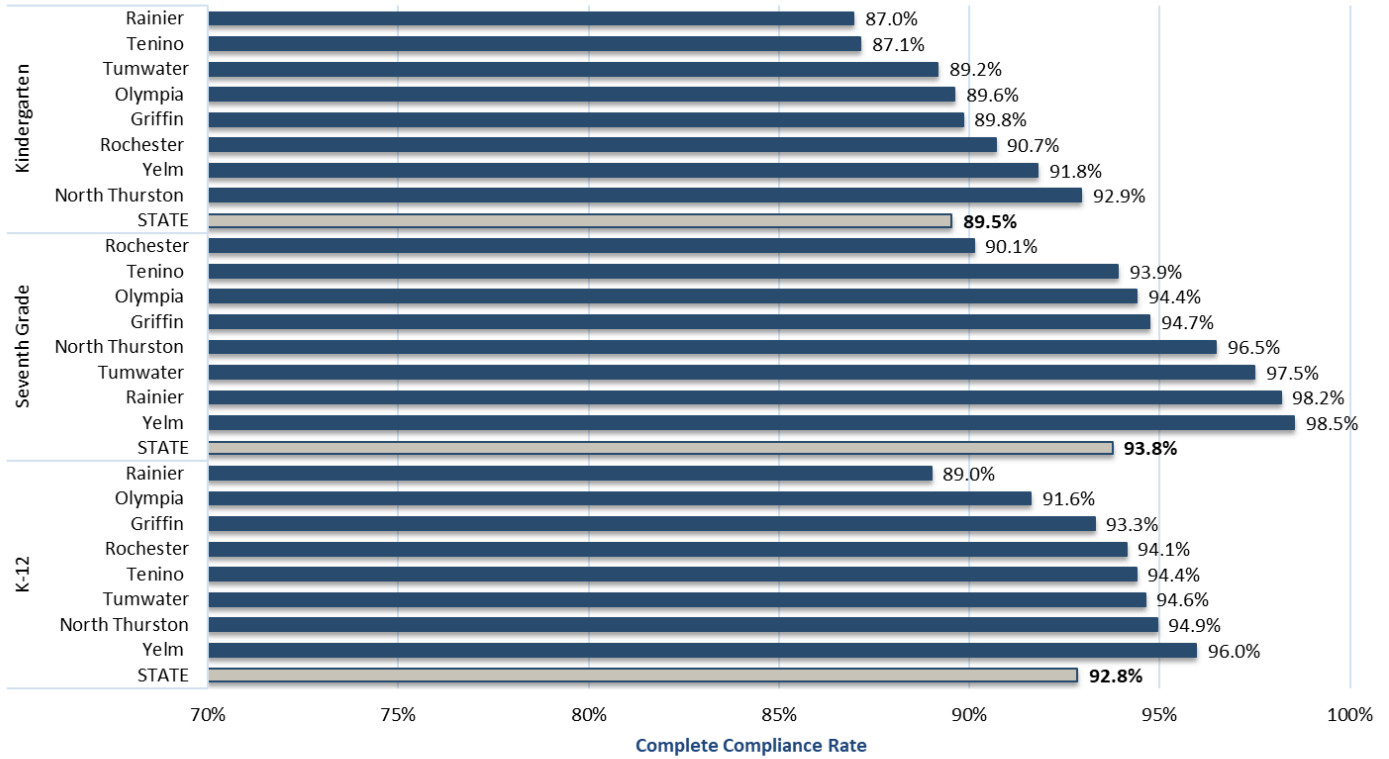


Polio Trends in Thurston County

- **Kindergarten** polio immunization compliance ranges from 87.1% to 94%.
- Immunization compliance among **seventh-grade** students exhibits the greatest district-level variation, with a 8.7% difference between Rochester and Rainier.
- **K-12** level polio immunization compliance rates range from 88.7% to 96.2%.

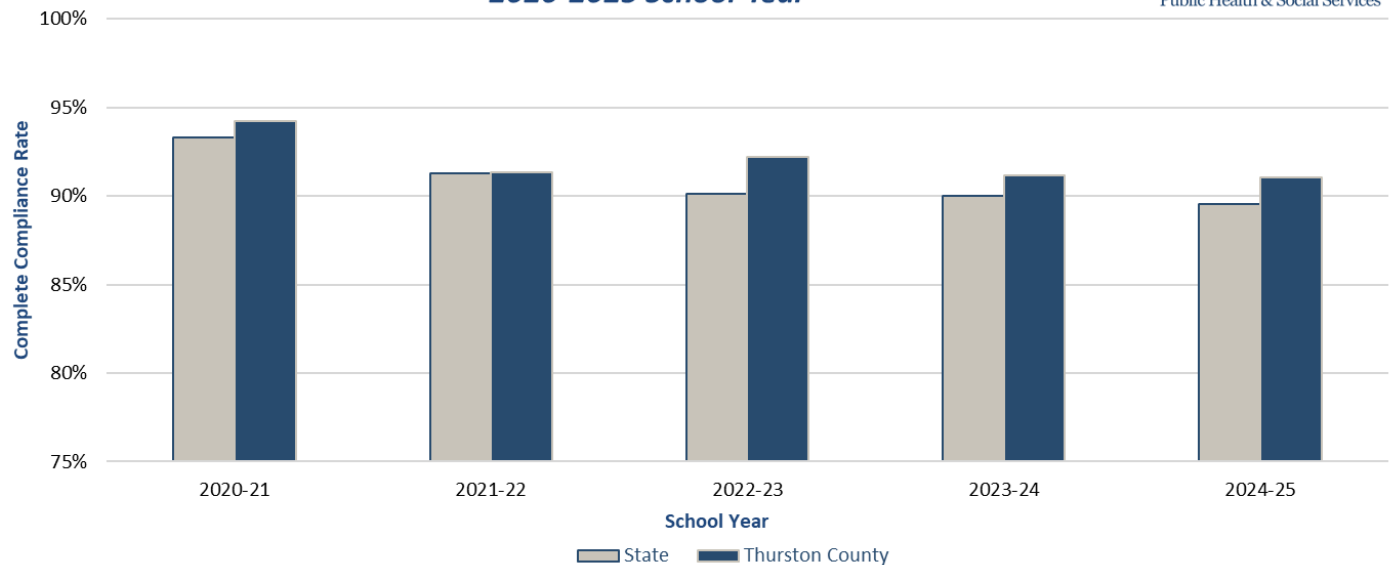
Varicella Compliance

Varicella (Chickenpox) Immunization Compliance by Thurston County School District Compared to Washington State 2024-2025 School Year



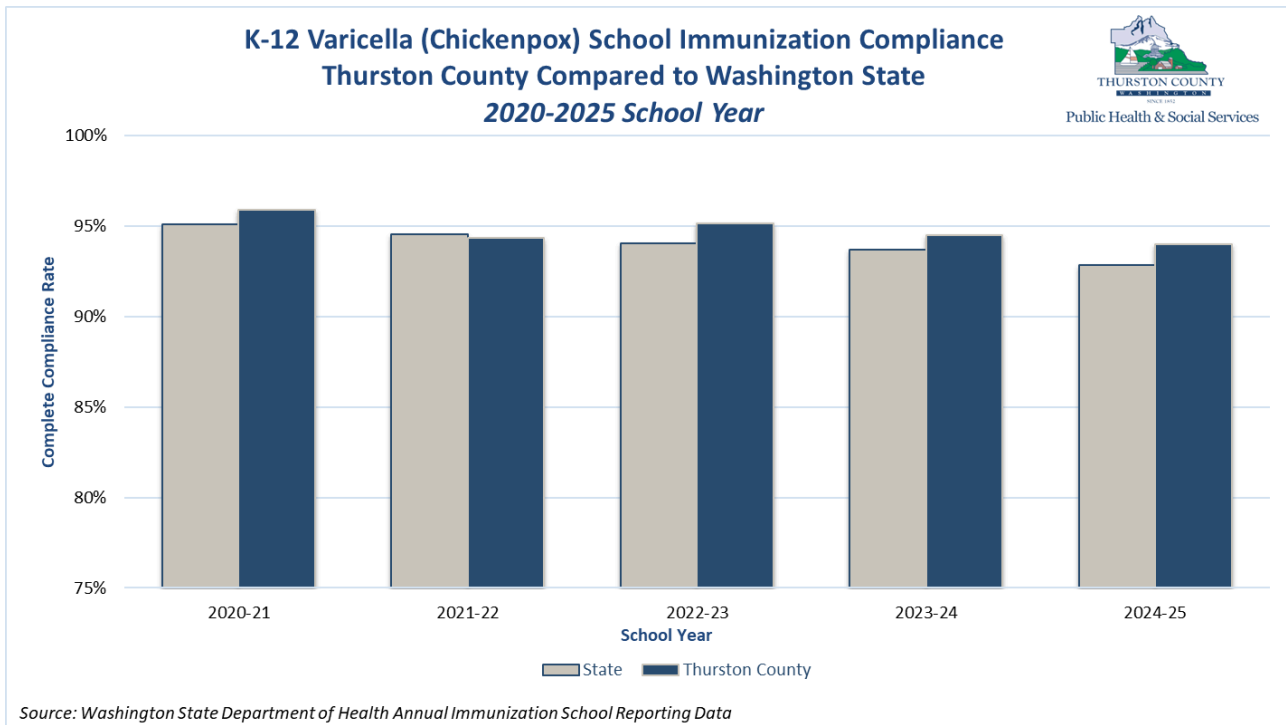
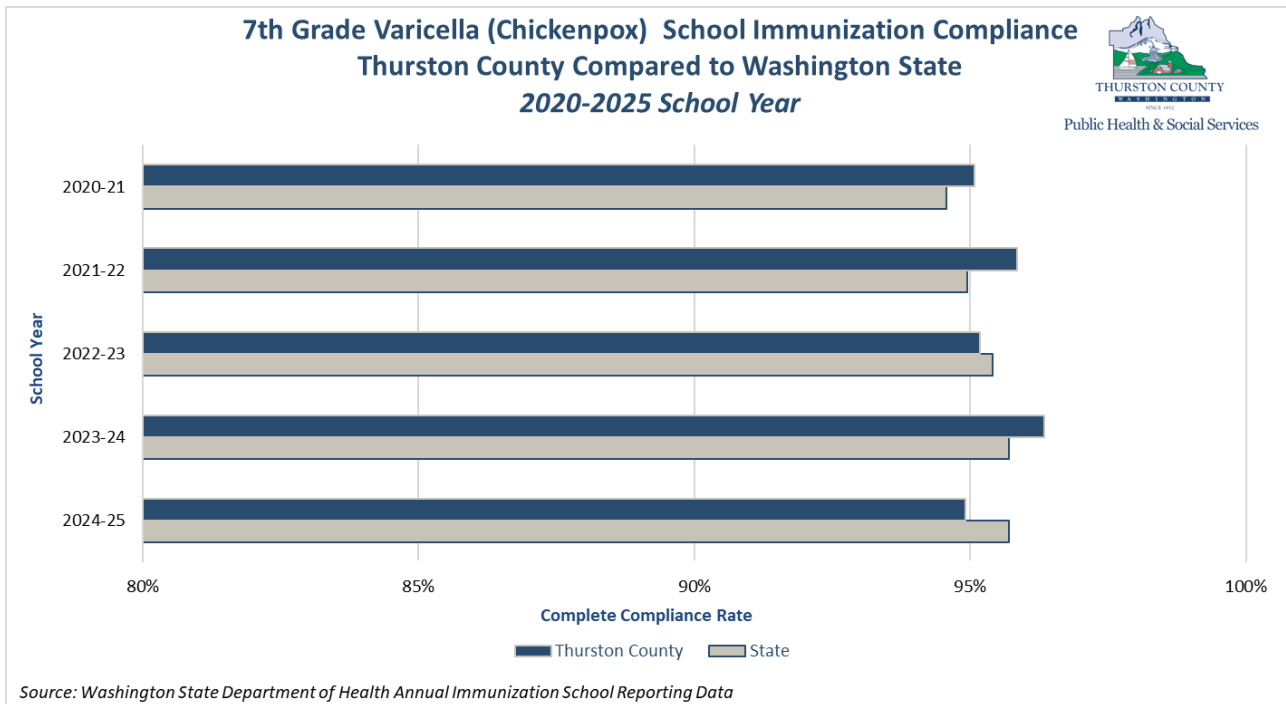
Source: Washington State Department of Health Annual Immunization School Reporting Data

Kindergarten Varicella (Chickenpox) School Immunization Compliance Thurston County Compared to Washington State 2020-2025 School Year



Source: Washington State Department of Health Annual Immunization School Reporting Data

Varicella Compliance



Varicella Trends in Thurston County

- **Kindergarten** varicella immunization compliance declined after the 2020–21 school year, stabilizing at approximately 91% to 92%.
- **Seventh-grade** varicella immunization compliance has remained consistent, with rates ranging from 96.3% in the 2023–24 school year to 94.9% in the 2024–25 school year.
- **K-12** immunization compliance has remained between 94% and 95%.

GRIFFIN SCHOOL DISTRICT IMMUNIZATIONS SUMMARY

2020-2025 Data

Disease Control & Prevention Division
Communicable Disease Epidemiology Section
412 Lilly Rd NE Olympia, WA 98506
360-867-2610
www.thurstoncountywa.gov/phss

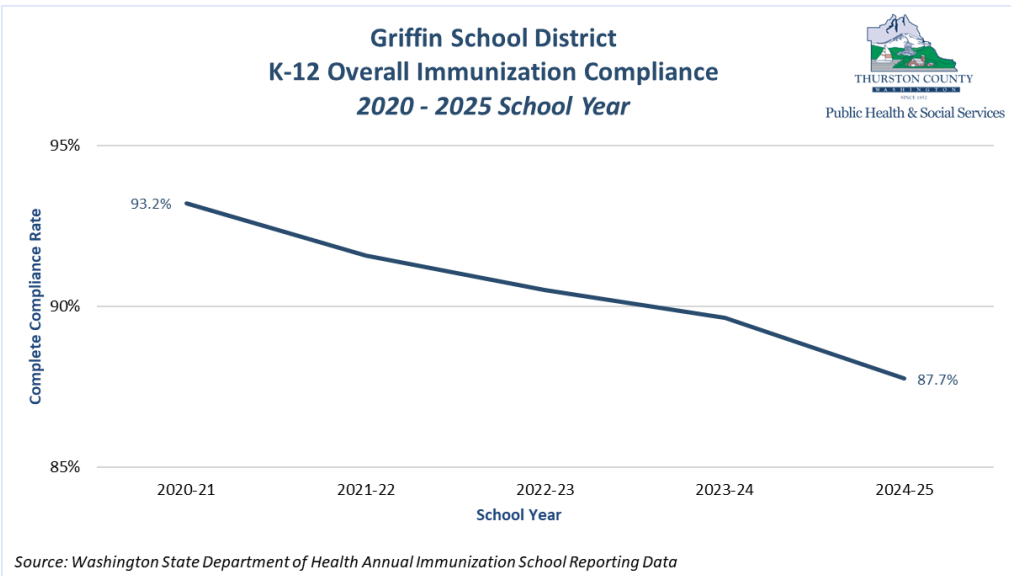
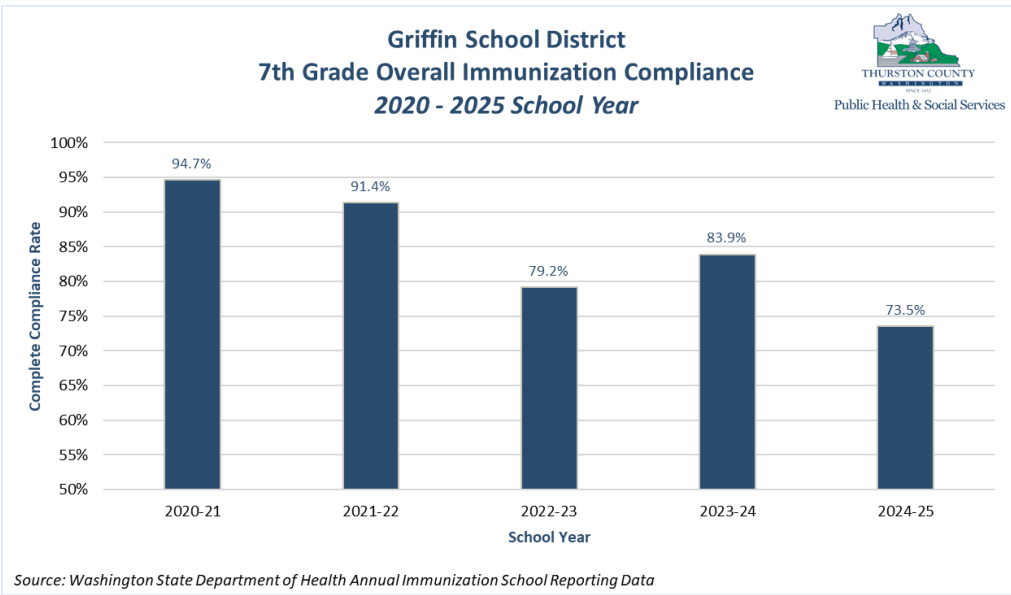
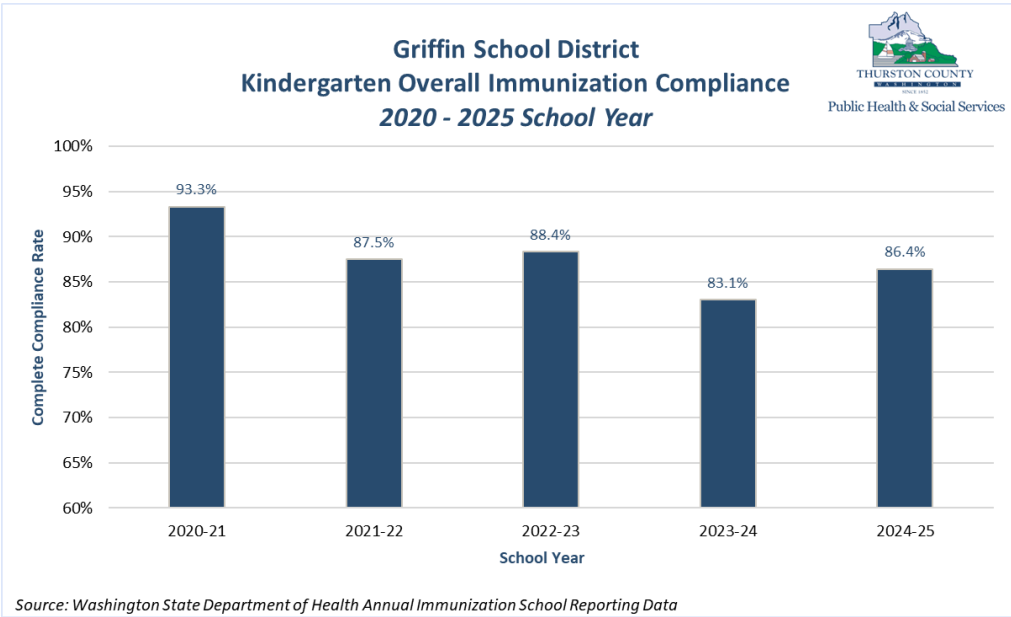


THURSTON COUNTY
WASHINGTON
SINCE 1852

Public Health &
Social Services

Overall Complete Compliance

Trends in Griffin School District



- **Kindergarten** shows greater inter-annual variability, with rates peaking at 93.3% during the 2020-2021 school year and declining by 6.9% through the 2024-2025 school year.
- **Seventh-grade** demonstrates the greatest fluctuation in compliance, with a range of 21.2%. They experienced the most significant decrease, from a peak of 94.7% in the 2020-2021 school year to 73.5% in the 2024-2025 school year.
- **K-12** declines in overall immunization rates following the peak of 93.2% during the 2020-2021 school year. Since then the K-12 compliance rate has decreased by 5.5%.
- **These variations by grade identify a barrier to achieving complete immunization in the seventh-grade population as well as a trend of decreased vaccine uptake following the 2020-21 school year overall.**



Compliance by Vaccine

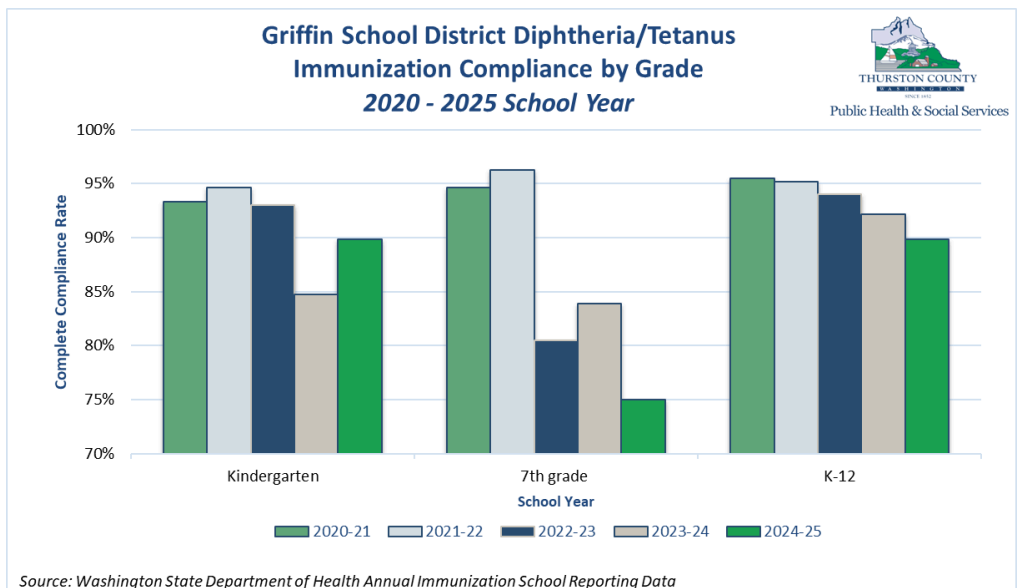
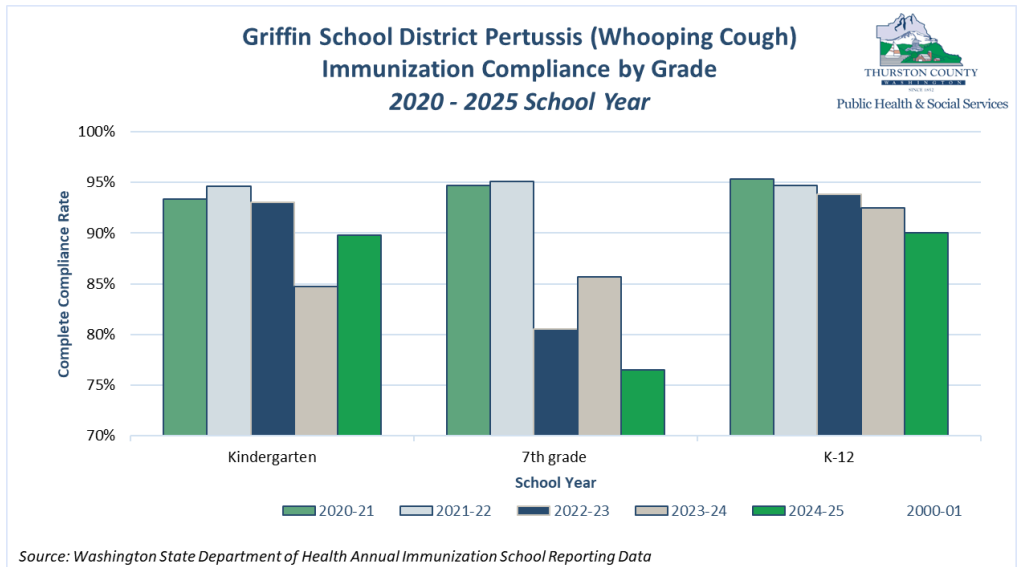
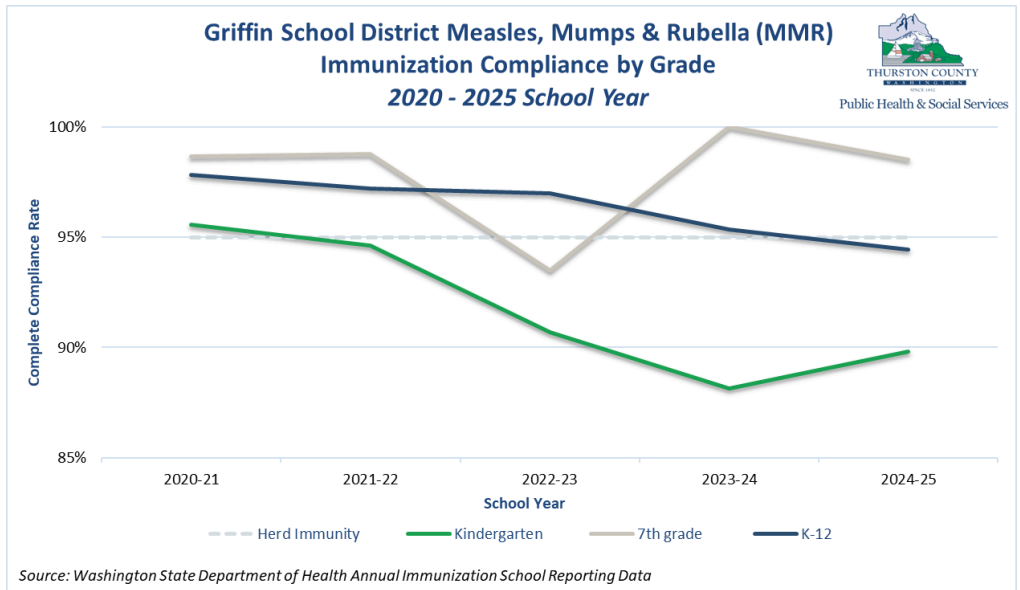
Trends in Griffin School District

MMR

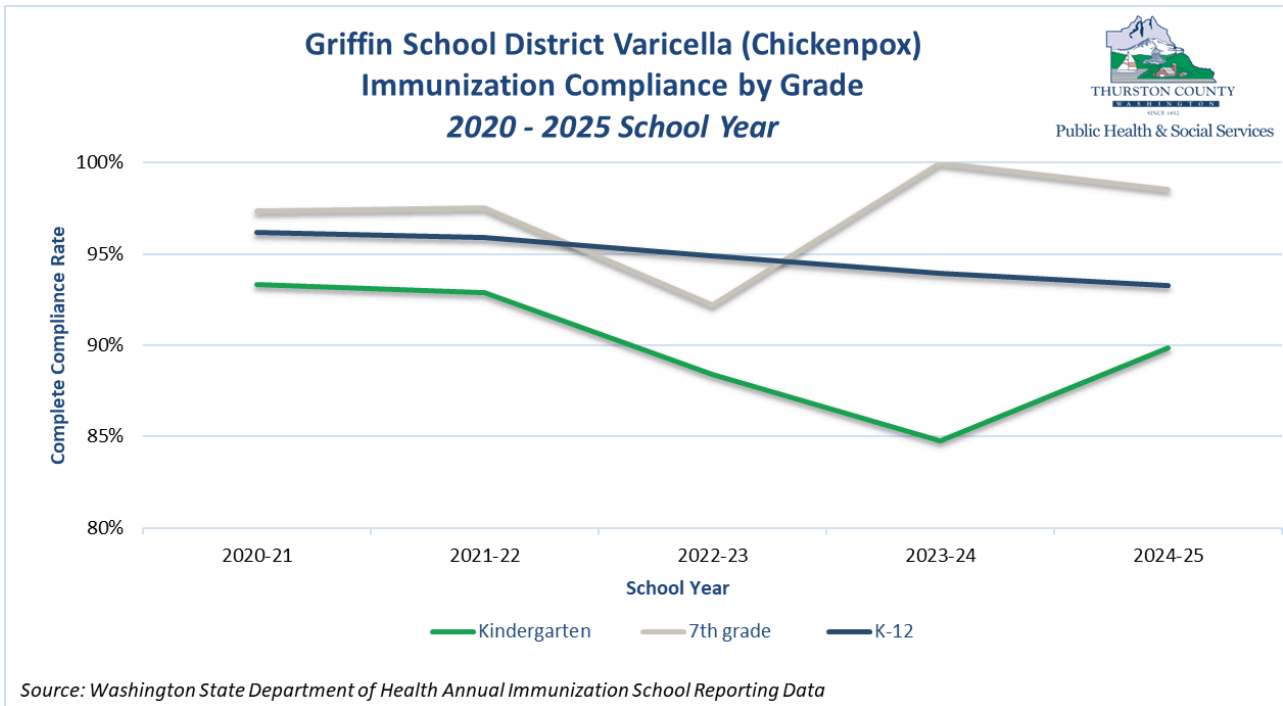
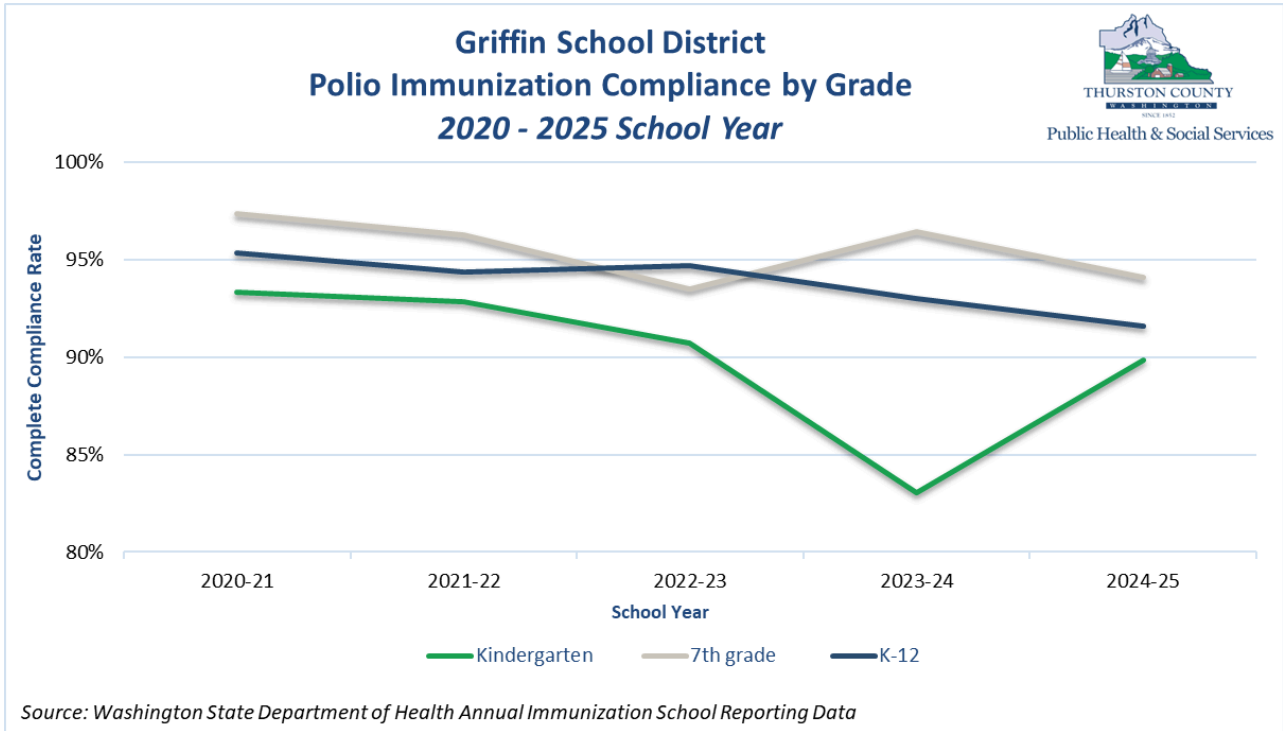
- **Kindergarten** cohort has declined since the 2020-21 school year.
 - Remains below herd immunity threshold.
- **Seventh-grade** has generally remained above the herd immunity threshold, except during the 2022-23 school year.

DTaP/Tdap

- **Kindergarten** decreased from its peak during the 2021-22 school year to a low of 84.7% in the 2023-24 school year.
- **Seventh-grade** declined from a peak compliance rate in the mid-90th percentile during the 2021-22 school year by about 20% to the 2024-25 school year.
 - *This trend indicates a significant barrier to achieving complete seventh-grade immunization requirements.*



Compliance by Vaccine



Trends in Griffin School District

Polio and Varicella immunization compliance

- Rates demonstrate similar trends to MMR compliance among kindergarteners, dropping during the 2023-2024 school year.
- Similarly, seventh-grade experienced a pronounced decrease in immunization compliance during the 2022-2023 school year, followed by a substantial increase in compliance among the subsequent 2023-2024 school year.

NORTH THURSTON PUBLIC SCHOOLS IMMUNIZATIONS SUMMARY

2020-2025 Data

Disease Control & Prevention Division
Communicable Disease Epidemiology Section
412 Lilly Rd NE Olympia, WA 98506
360-867-2610
www.thurstoncountywa.gov/phss



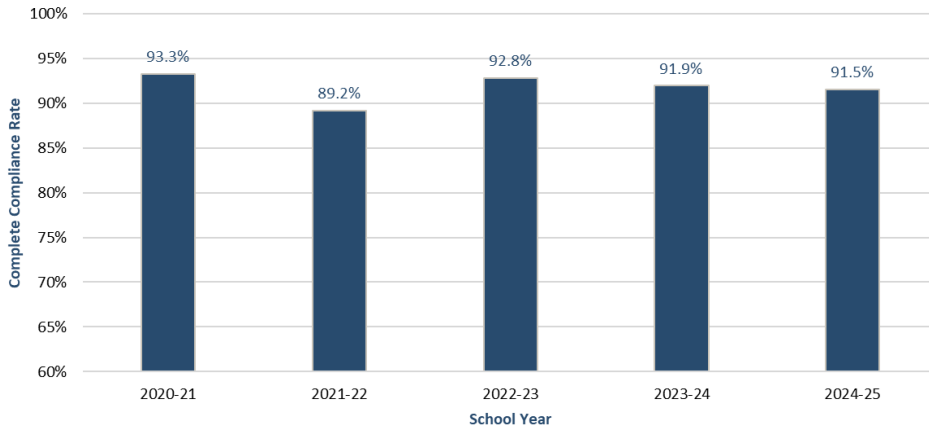
Overall Complete Compliance

Trends in North Thurston Public Schools

- **Kindergarten** compliance rates show minimal variation, remaining within a 4% range across the school years. The peak rate occurred in the 2020-21 school year at 93.3%.
- **Seventh-grade** compliance rates display the greatest variability among all grade levels, with a range of 15.9%. The rate declined from a peak of 94.6% in the 2020-21 school year to 88.5% in the 2024-25 school year.
- **K-12** declines in overall immunization compliance, from a peak of 96% during the 2020-2021 school year. Since then, the overall compliance rate has decreased by 3.7%.
- *These grade-specific fluctuations, when compared to the overall K-12 compliance pattern, suggest a barrier to achieving full immunization compliance within seventh-grade.*

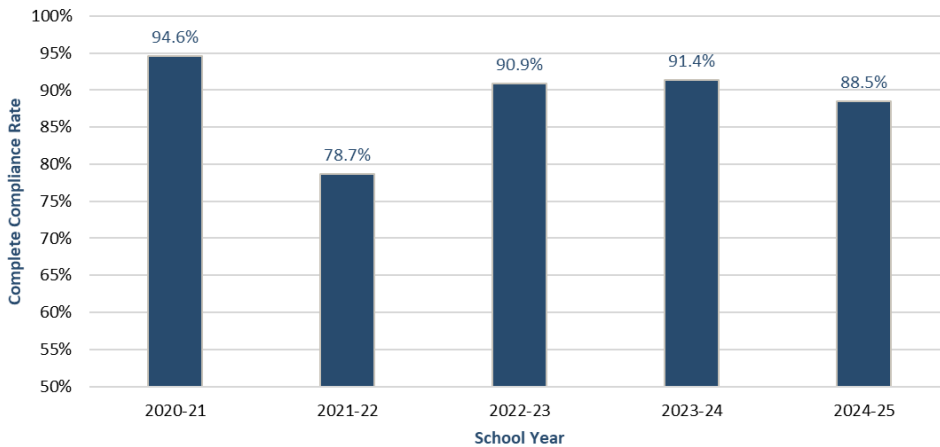


North Thurston Public Schools Kindergarten Overall Immunization Compliance 2020 - 2025 School Year



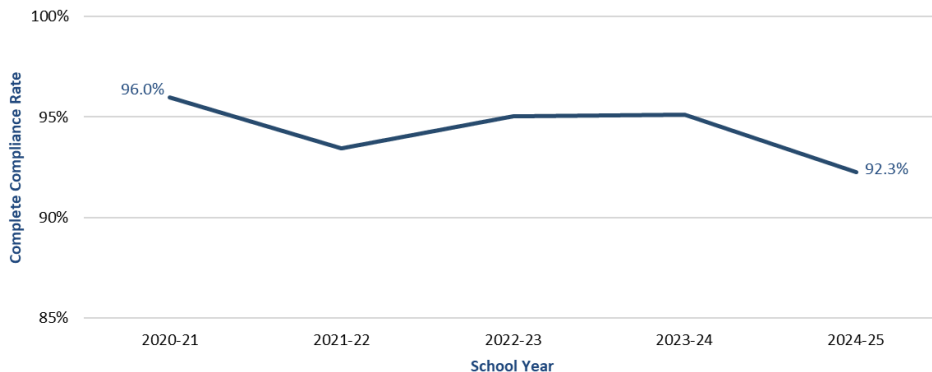
Source: Washington State Department of Health Annual Immunization School Reporting Data

North Thurston Public Schools 7th Grade Overall Immunization Compliance 2020 - 2025 School Year



Source: Washington State Department of Health Annual Immunization School Reporting Data

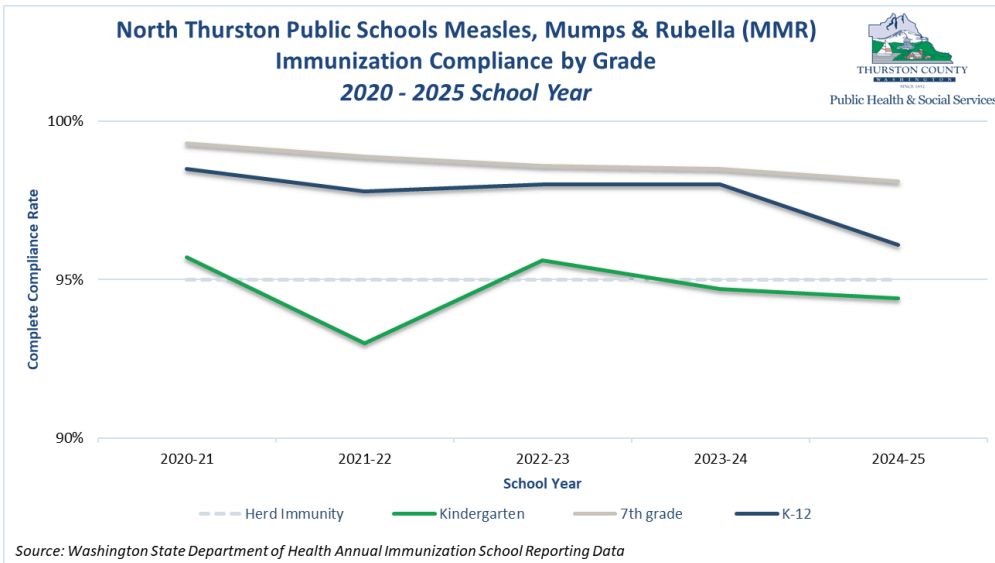
North Thurston Public Schools K-12 Overall Immunization Compliance 2020 - 2025 School Year



Source: Washington State Department of Health Annual Immunization School Reporting Data

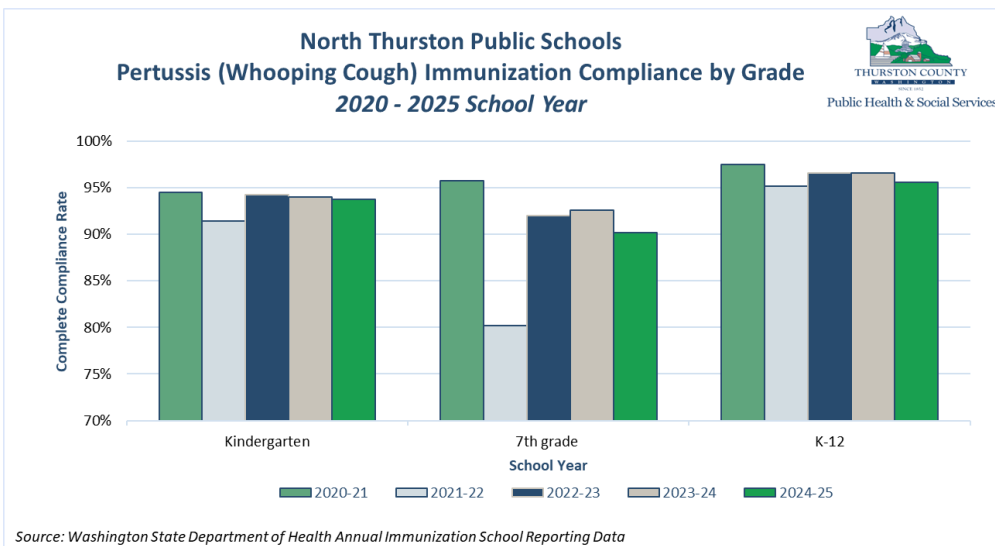
Compliance by Vaccine

Trends in North Thurston Public Schools



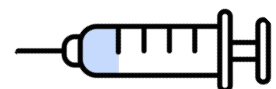
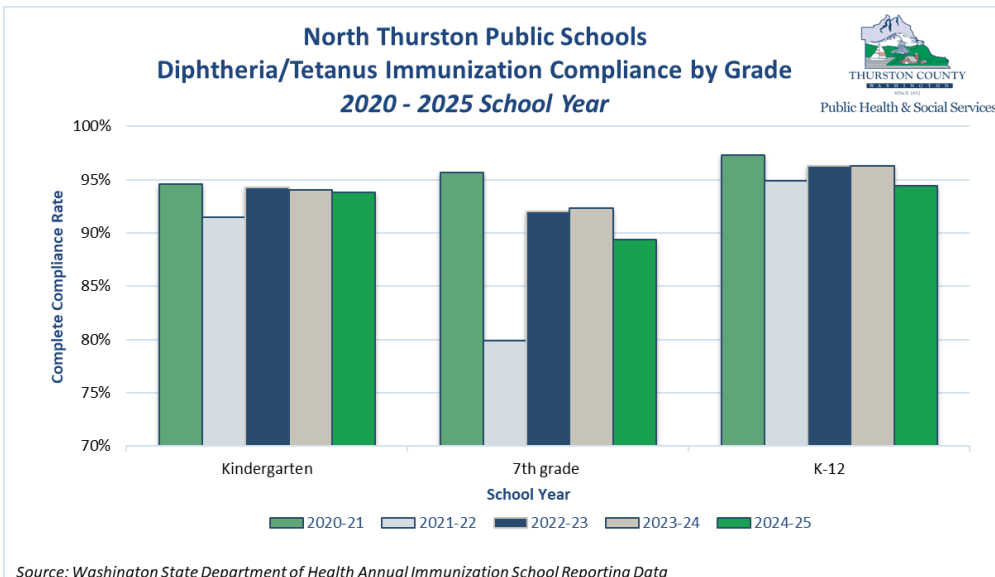
MMR

- **Kindergarten** compliance has declined since the 2020–21 school year and has stabilized near the herd immunity threshold. This population remains below the herd immunity threshold, indicating a higher susceptibility to MMR outbreaks.
- **Seventh-grade** immunization compliance rates have plateaued above the herd immunity threshold.

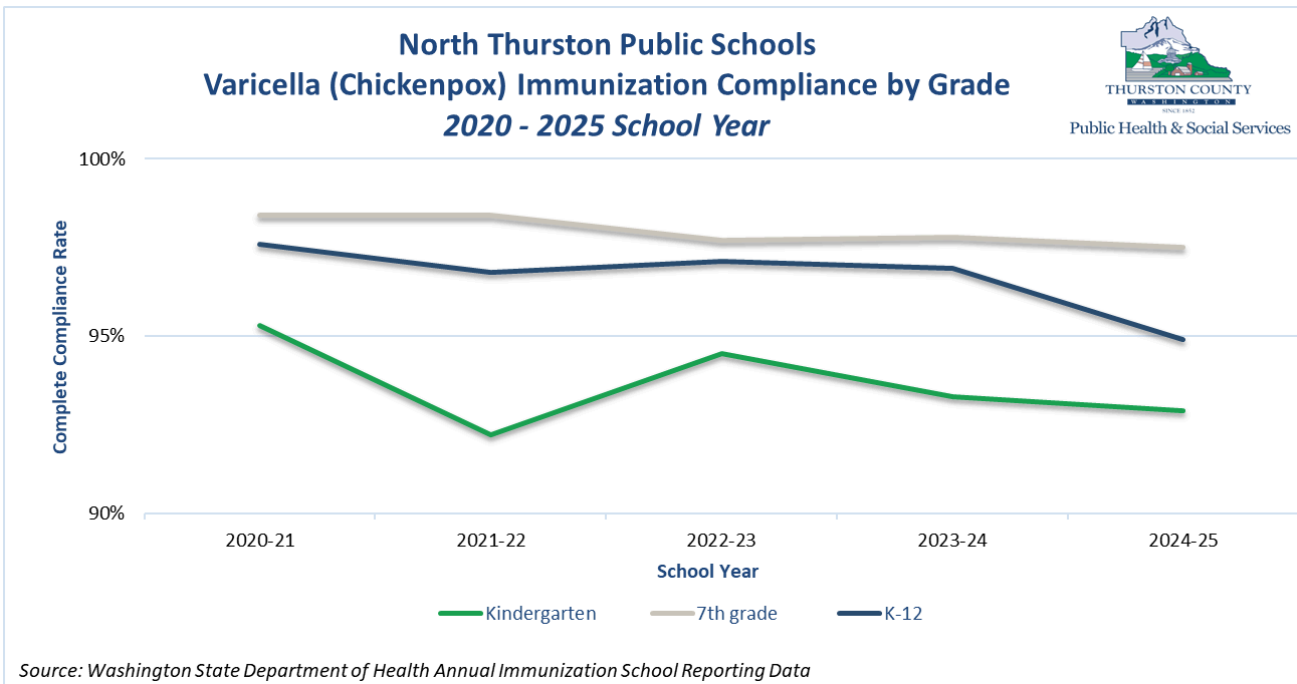
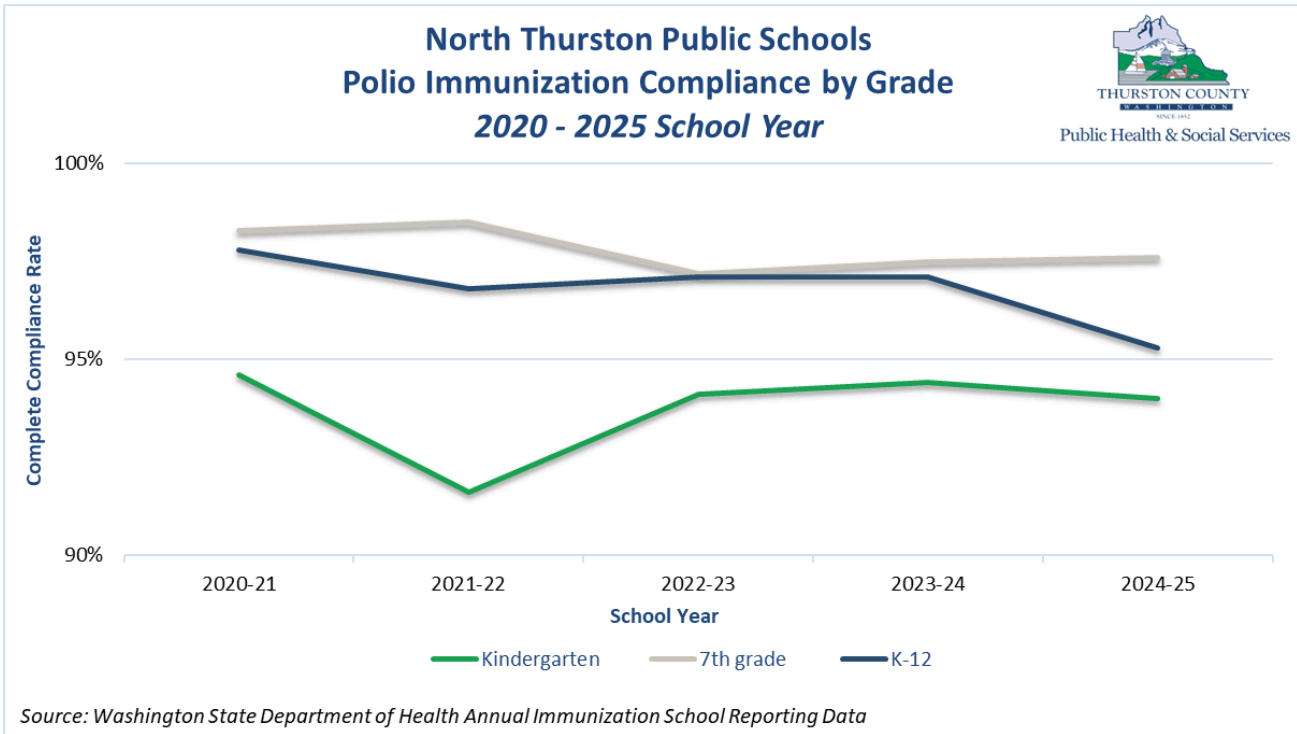


DTaP/Tdap

- **Kindergarten** has compliance rates in the low 90th percentile range, albeit with a slight decline during the 2021–22 school year.
- **Seventh-grade** experienced a 15.8% decline from a peak compliance rate of 95.8% during the 2020–21 school year in the subsequent year, before rebounding to 89.4% in the 2024–25 school year.
- *This trend suggests the presence of a barrier impeding complete immunization compliance for seventh-grade students.*



Compliance by Vaccine



Trends in North Thurston Public Schools

Polio and Varicella immunization compliance

- Rates demonstrate similar MMR immunization compliance trends among kindergarteners dropping during the 2021-22 school year.
- In contrast, the seventh-grade cohort demonstrated minimal variation in immunization compliance, maintaining stable rates throughout the period.

OLYMPIA SCHOOL DISTRICT IMMUNIZATIONS SUMMARY

2020-2025 Data

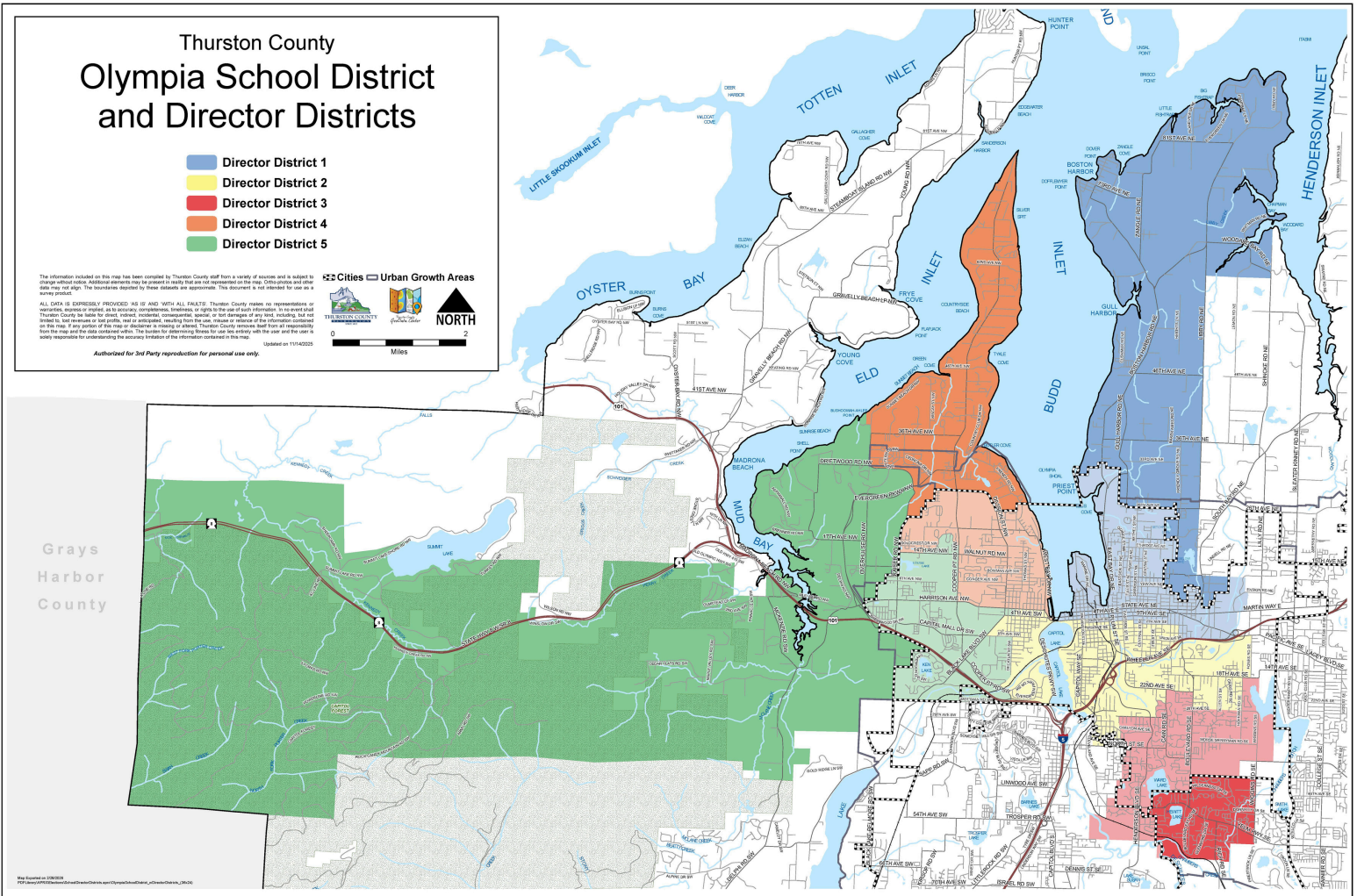
Disease Control & Prevention Division
Communicable Disease Epidemiology Section
412 Lilly Rd NE Olympia, WA 98506
360-867-2610
www.thurstoncountywa.gov/phss



THURSTON COUNTY
WASHINGTON
SINCE 1852

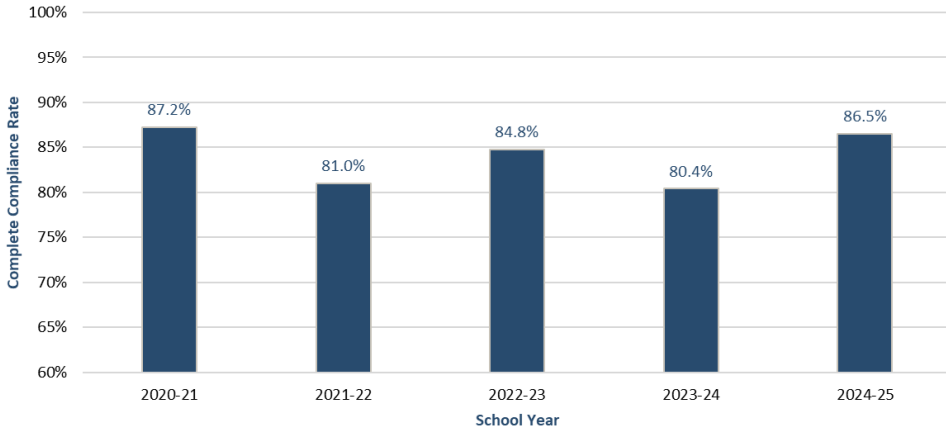
Public Health &
Social Services

Olympia School District Map



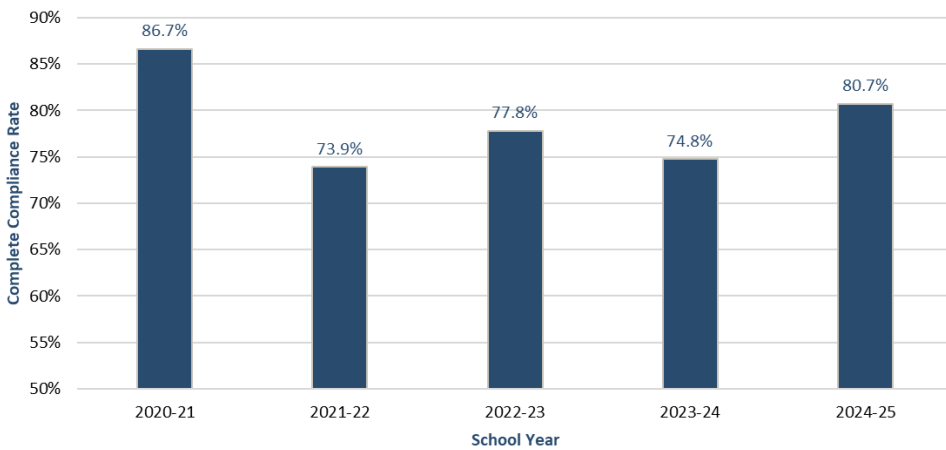
Overall Complete Compliance

Olympia School District
Kindergarten Overall Immunization Compliance
2020 - 2025 School Year



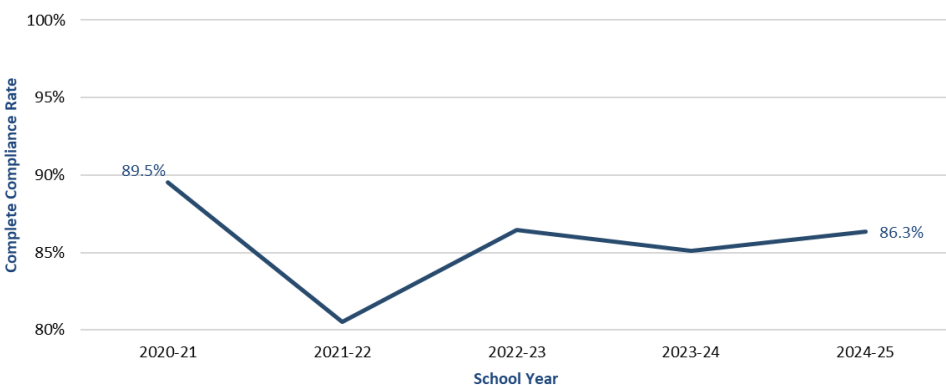
Source: Washington State Department of Health Annual Immunization School Reporting Data

Olympia School District
7th Grade Overall Immunization Compliance
2020 - 2025 School Year



Source: Washington State Department of Health Annual Immunization School Reporting Data

Olympia School District
K-12 Overall Immunization Compliance
2020 - 2025 School Year



Source: Washington State Department of Health Annual Immunization School Reporting Data

Trends in Olympia School District

- Kindergarten** displays a 2-year alternating trend of mid 80 percent to low 80 percent compliance rate.
 - Rates slightly peaked in the 2020-21 school year at 87.2% and remain consistently below the state average.
- Seventh grade** displays the lowest compliance rate with a 12.8% range.
 - There was a decrease following the 2020-21 school year peak of 86.7% to 80.7% in the 2024-25 school year.
- K-12** immunization compliance rate decreases following the 2020-2021 school year peak of 89.5%. Since then, the K-12 overall compliance rate stabilized in the mid 80 percentile range.
- These variations by grade in comparison to K-12 identify a barrier to achieving complete immunization compliance in the seventh-grade.**



Compliance by Vaccine

Trends in Olympia School District

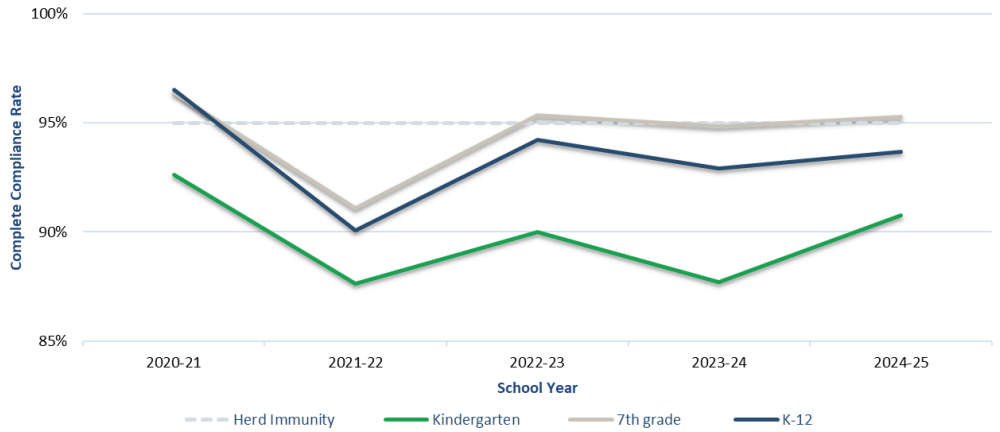
MMR immunization compliance has exhibited a 2-year trend, with rates alternating between low 90% and high 80%.

- **Kindergarten MMR** compliance peaked at 92.6% during the 2020–21 school year.
 - Remains below the herd immunity threshold.
- **Seventh-grade** demonstrated a similar biennial pattern, with compliance rates fluctuating between the mid-90% and low-90% levels.
 - Reaches herd immunity thresholds intermittently every other year.

DTaP/Tdap

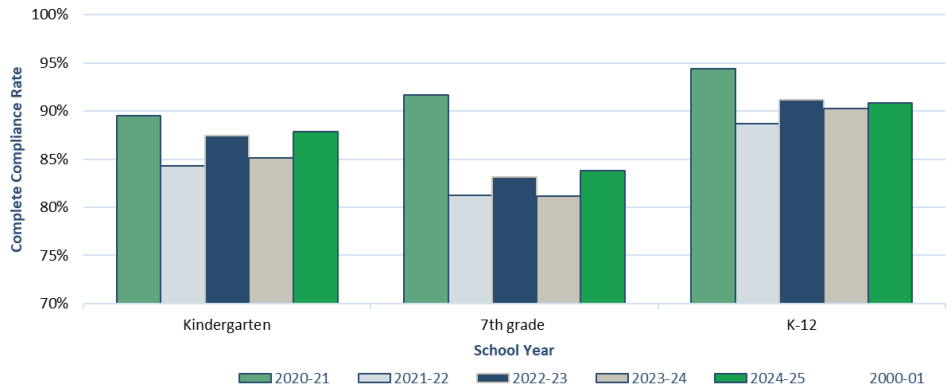
- **Kindergarten** follows a 2-year alternating trend between high 80% and low 80%. The highest recorded compliance was 89.5% in the 2020–21 school year.
- **Seventh-grade** declined from a peak of 91.3% in 2020–21, by 9.4% in the subsequent year, before reverting to the two-year alternating trend observed between the mid-80% and low-80% compliance levels.

Olympia School District Measles, Mumps & Rubella (MMR) Immunization Compliance by Grade 2020 - 2025 School Year



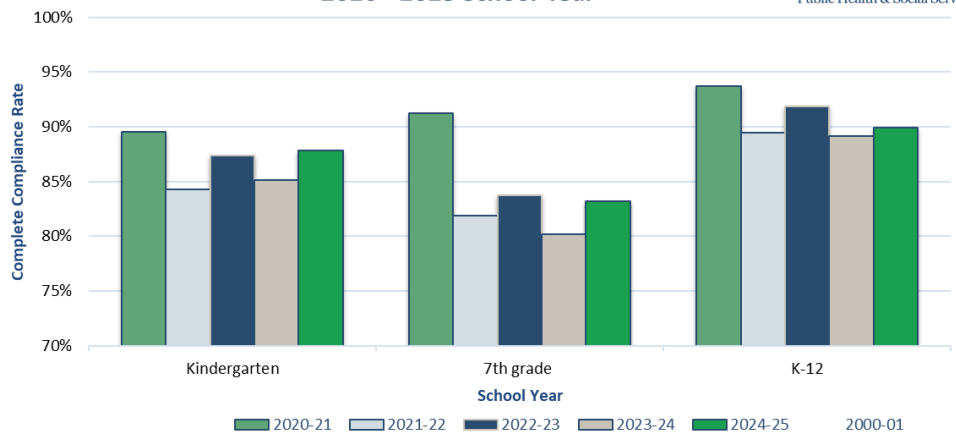
Source: Washington State Department of Health Annual Immunization School Reporting Data

Olympia School District Pertussis (Whooping Cough) Immunization Compliance by Grade 2020 - 2025 School Year



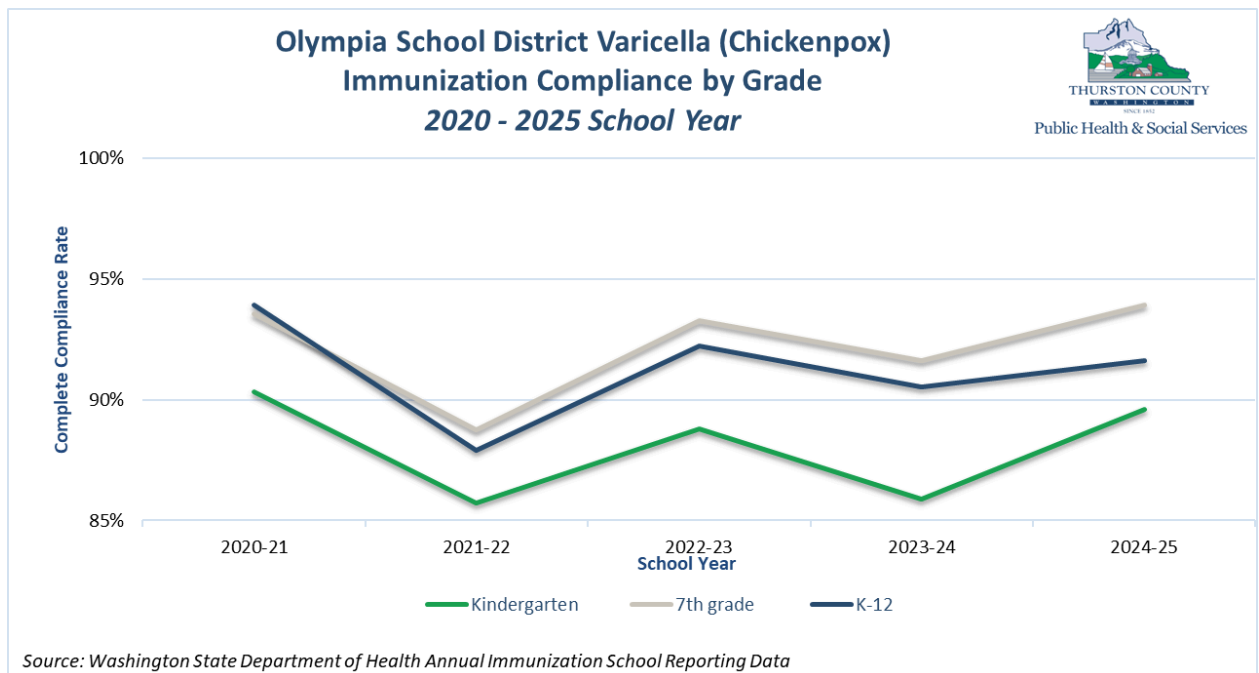
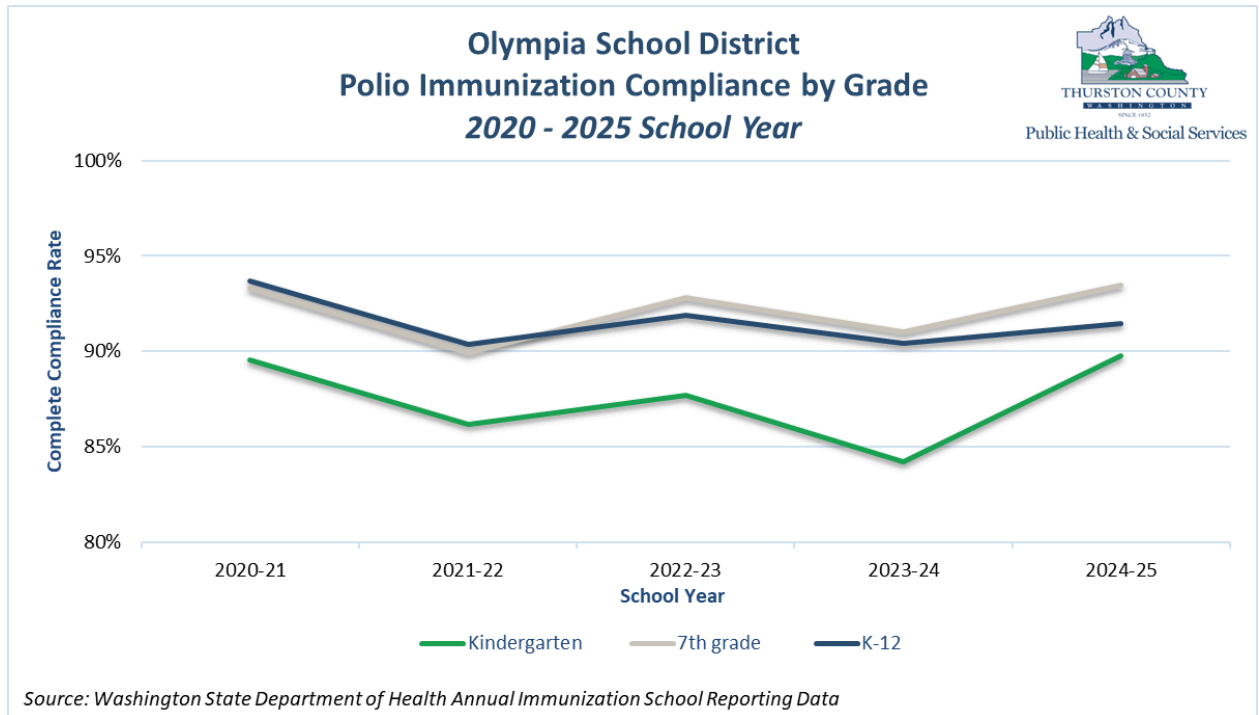
Source: Washington State Department of Health Annual Immunization School Reporting Data

Olympia School District Diphtheria/Tetanus Immunization Compliance by Grade 2020 - 2025 School Year



Source: Washington State Department of Health Annual Immunization School Reporting Data

Compliance by Vaccine



Trends in Olympia School District

Polio and Varicella immunization compliance

- Exhibit a 2-year alternating trend, kindergarten being the lowest.
- ***This pattern indicates a persistent barrier to achieving full immunization compliance required for school entry.***
- Seventh-grade cohort demonstrated an alternating two-year trend, with compliance rates alternating between mid-90% and low-90%.

RAINIER SCHOOL DISTRICT IMMUNIZATIONS SUMMARY

2020-2025 Data

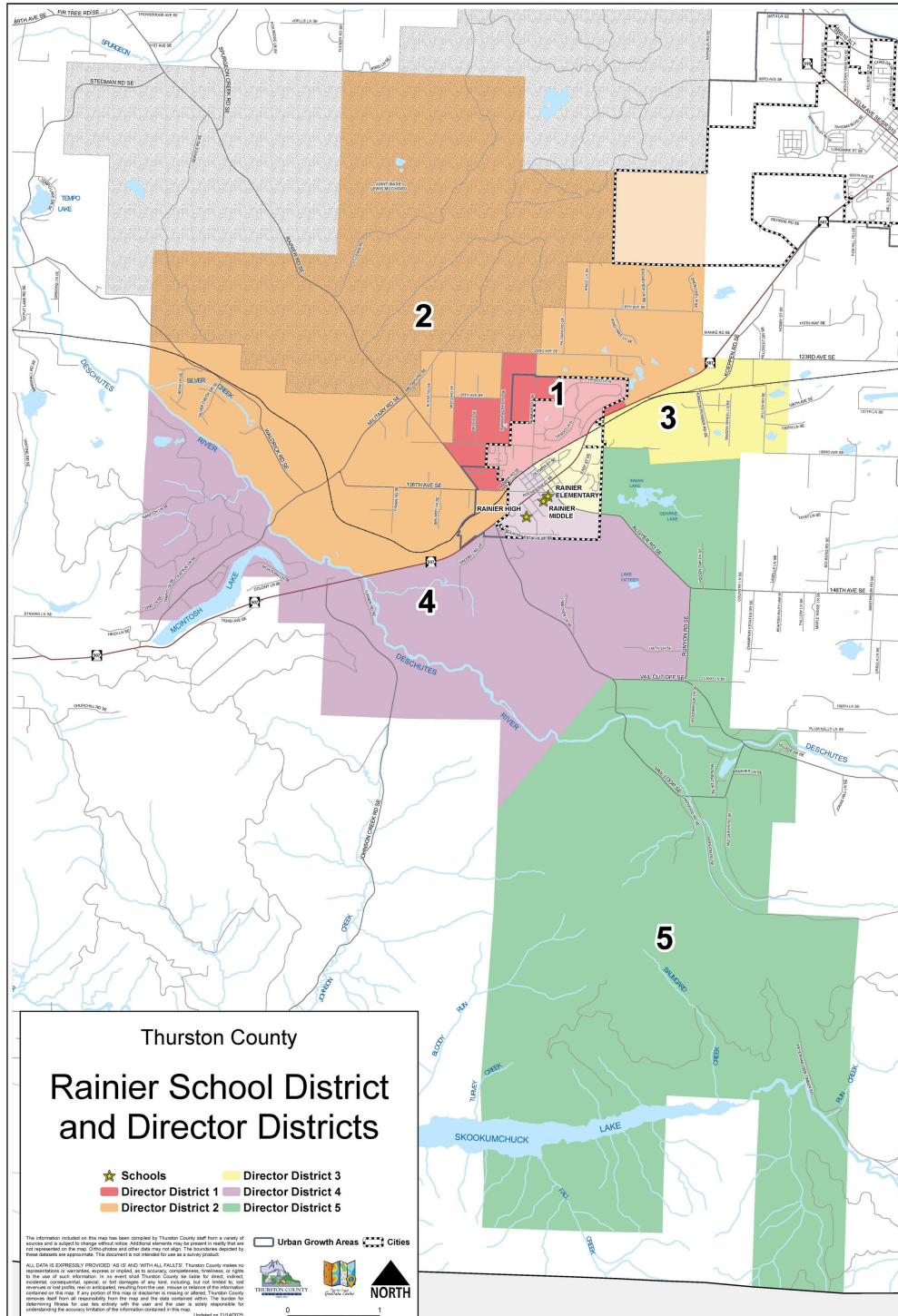
Disease Control & Prevention Division
Communicable Disease Epidemiology Section
412 Lilly Rd NE Olympia, WA 98506
360-867-2610
www.thurstoncountywa.gov/phss



THURSTON COUNTY
WASHINGTON
SINCE 1852

Public Health &
Social Services

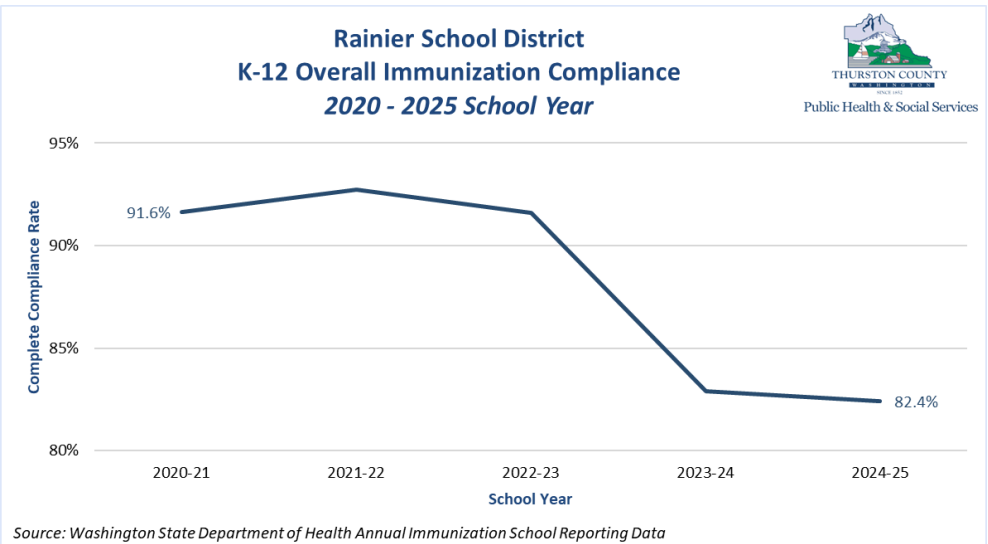
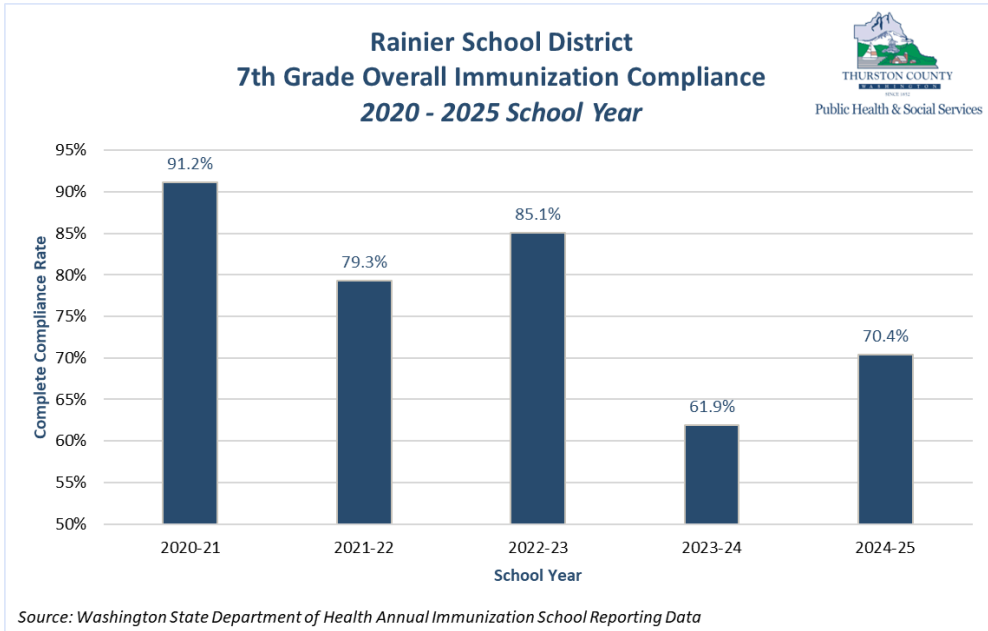
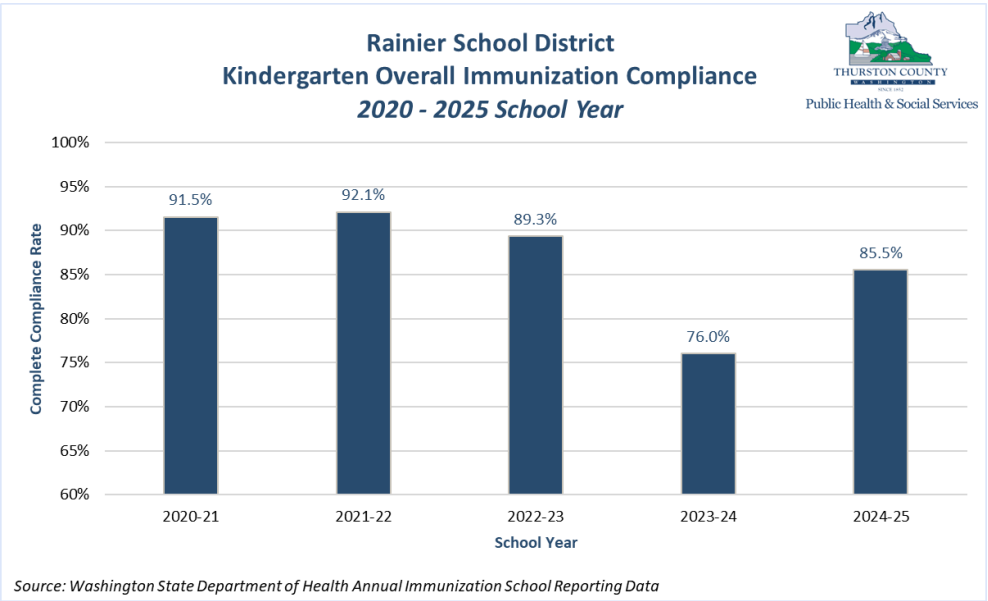
Rainier School District Map



Overall Complete Compliance

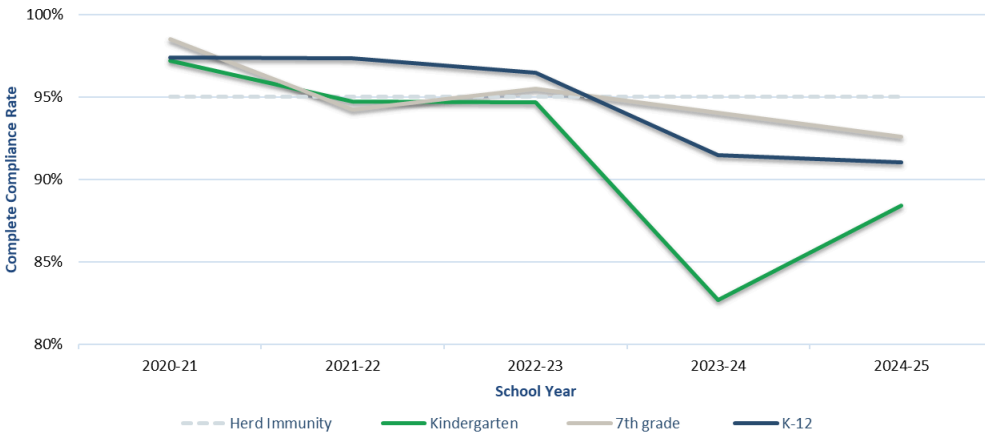
Trends in Rainier School District

- **Kindergarten** immunization compliance rate declined by 13.3% during the 2023-24 school year. Compliance rates peaked at 92.1% in the 2021-22 school year.
- **Seventh-grade** compliance rates exhibit the greatest variation, with a 29.3% range, declining from a peak of 91.2% in the 2020-21 school year to 61.9% in the 2023-24 school year.
- **K-12** experienced an 8.7% decrease in overall immunization compliance rate following the 2022-23 school year.
- *These grade-specific variations, in contrast to overall K-12 compliance, indicate a barrier to achieving complete immunization compliance within the seventh-grade. Additionally, these trends reflect a district-wide shift in immunization compliance during the 2023-24 school year.*



Compliance by Vaccine

Rainier School District Measles, Mumps & Rubella (MMR) Immunization Compliance by Grade 2020 - 2025 School Year



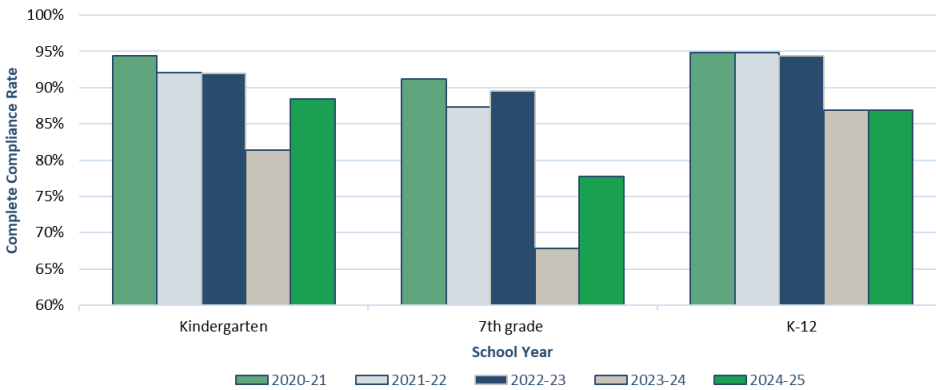
Source: Washington State Department of Health Annual Immunization School Reporting Data

Trends in Rainier School District

MMR

- **Kindergarten** has shown decline since the 2020-21 school year. Fell below the herd immunity threshold during the 2023-24 school year.
- **Seventh-grade** maintained immunization compliance above the herd immunity threshold until the 2023-24 school year.

Rainier School District Pertussis (Whooping Cough) Immunization Compliance by Grade 2020 - 2025 School Year

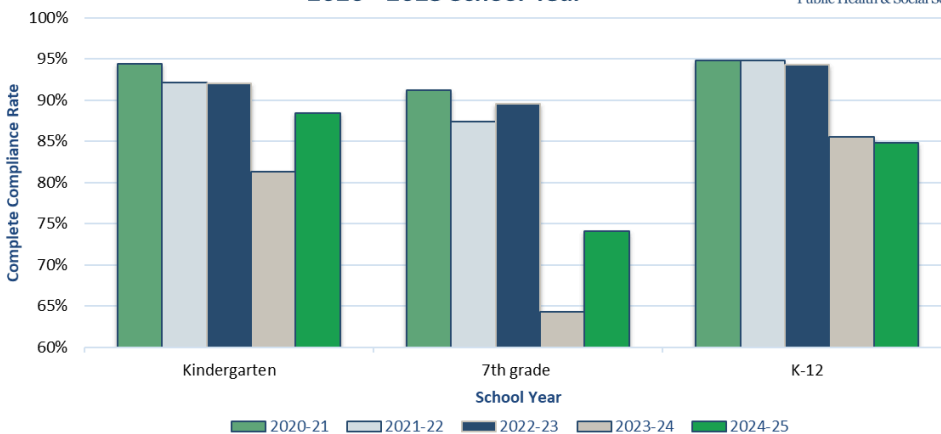


Source: Washington State Department of Health Annual Immunization School Reporting Data

DTaP/Tdap

- Gradual decrease within the **kindergarten** population since the 2020-21 school year, culminating in a 10.7% reduction in compliance rate by the 2023-24 school year.
- **Seventh-grade** experienced a steady decline in vaccine adherence since 2020-21, with a 25.3% decrease observed during the 2023-24 school year.
- **These trends indicate the presence of barriers impeding the completion of vaccine requirements for seventh-grade students.**

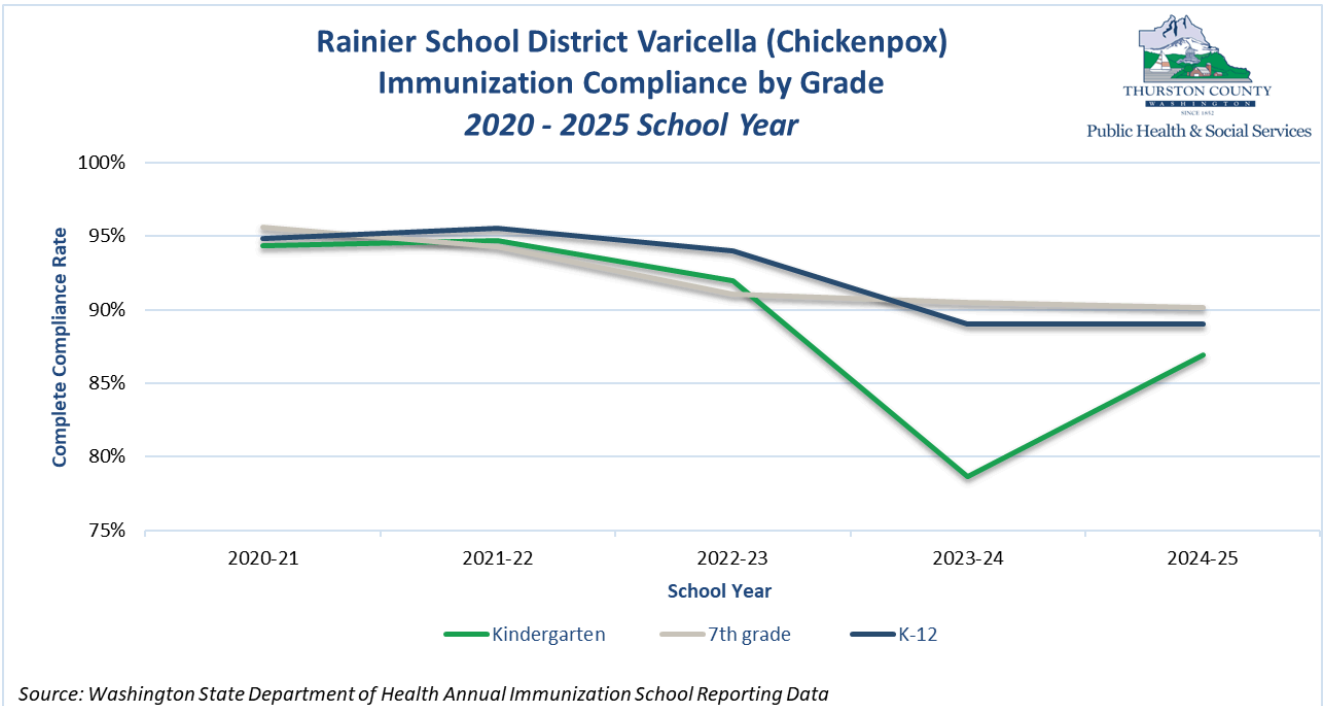
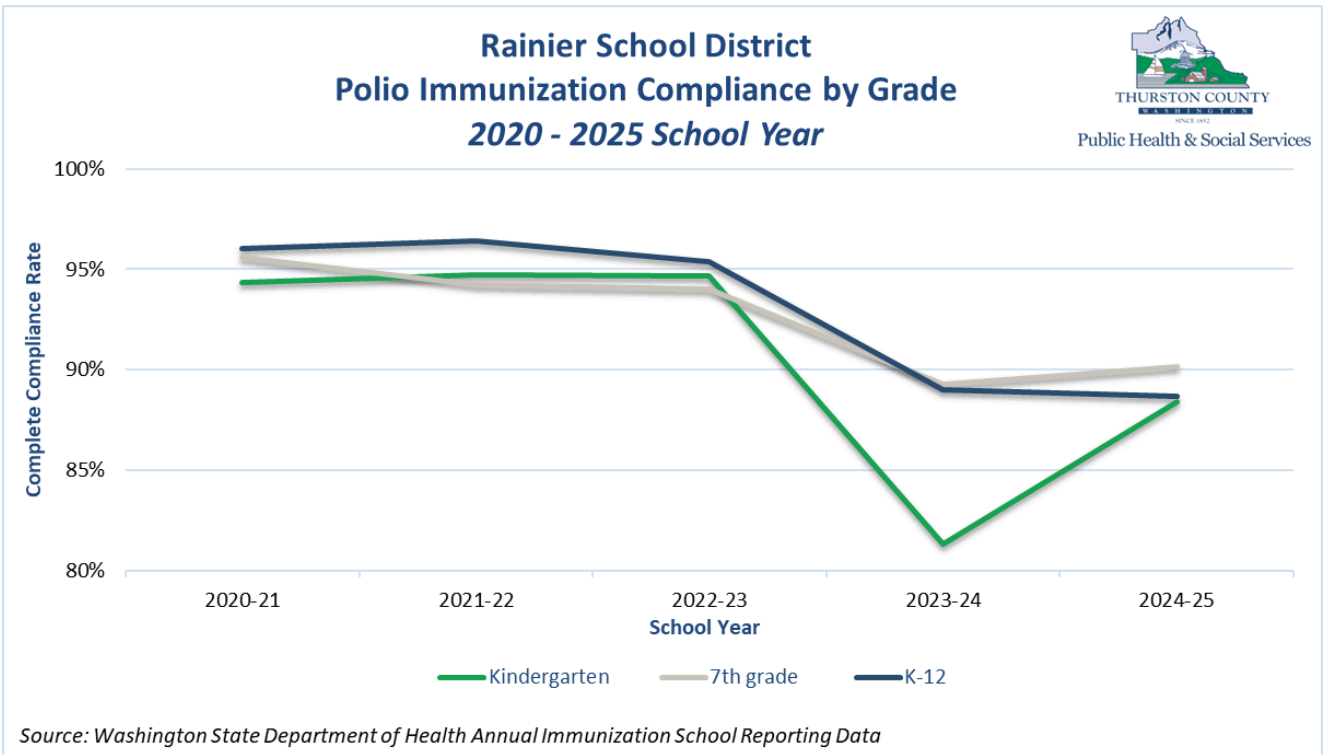
Rainier School District Diphtheria/Tetanus Immunization Compliance by Grade 2020 - 2025 School Year



Source: Washington State Department of Health Annual Immunization School Reporting Data



Compliance by Vaccine



Trends in Rainier School District

Polio and Varicella immunization compliance

- Rates are similar to MMR compliance, with significant declines observed in the kindergarten and seventh-grade cohorts during the 2023-2024 school year.
- ***These patterns indicate that these populations faced barriers to completing essential immunizations.***

ROCHESTER SCHOOL DISTRICT IMMUNIZATIONS SUMMARY

2020-2025 Data

Disease Control & Prevention Division
Communicable Disease Epidemiology Section
412 Lilly Rd NE Olympia, WA 98506
360-867-2610
www.thurstoncountywa.gov/phss

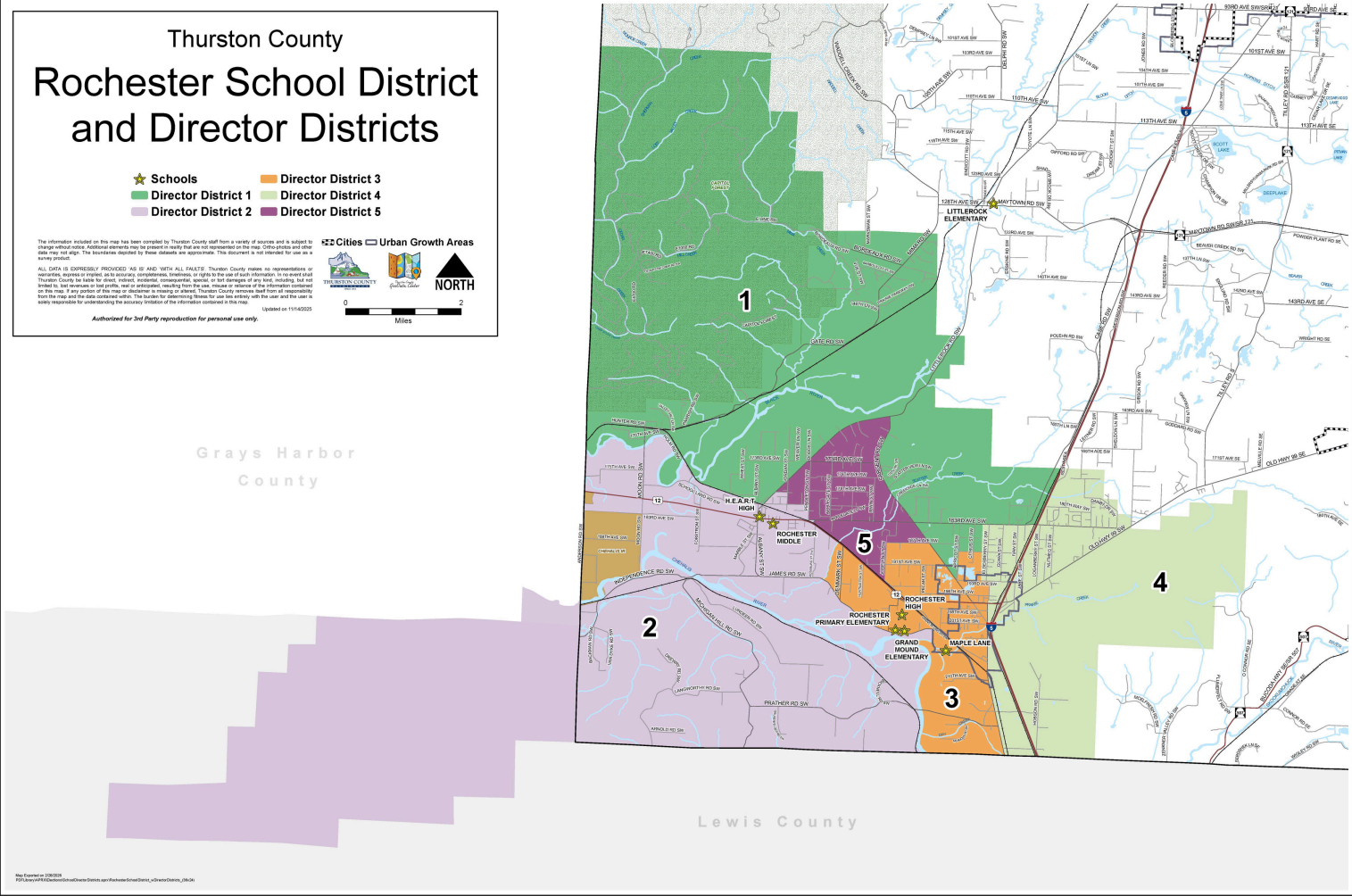


THURSTON COUNTY
WASHINGTON

SINCE 1852

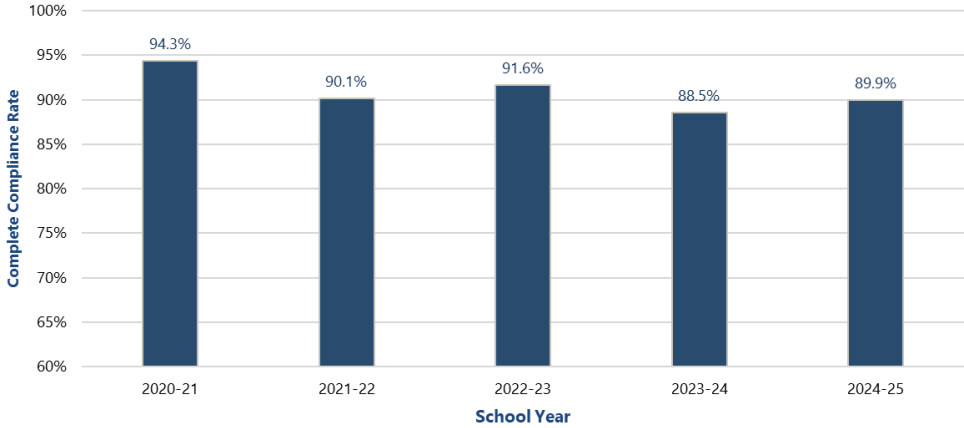
Public Health &
Social Services

Rochester School District Map



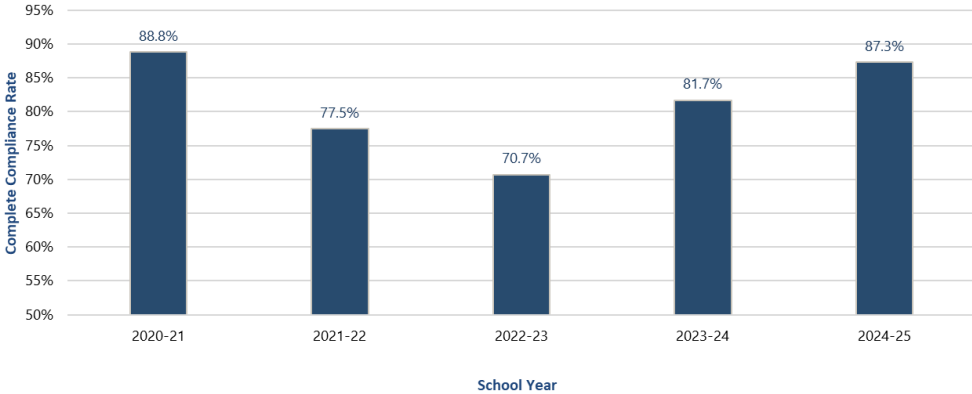
Overall Complete Compliance

Rochester School District Kindergarten Overall Immunization Compliance 2020 - 2025 School Year



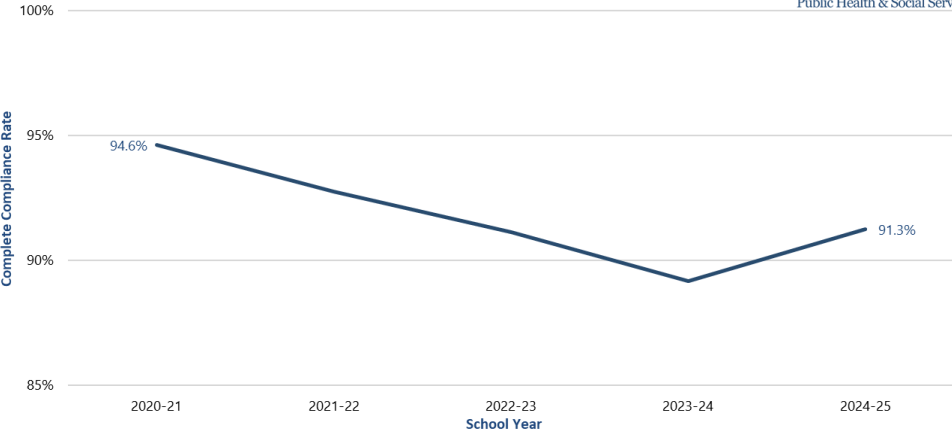
Source: Washington State Department of Health Annual Immunization School Reporting Data

Rochester School District 7th Grade Overall Immunization Compliance 2020 - 2025 School Year



Source: Washington State Department of Health Annual Immunization School Reporting Data

Rochester School District K-12 Overall Immunization Compliance 2020 - 2025 School Year



Source: Washington State Department of Health Annual Immunization School Reporting Data

Trends in Rochester School District

- **Kindergarten** immunization compliance declined after the 2020-21 peak of 94.3%. Since then, rates have stabilized at levels 1-5% above the statewide average.
- **Seventh-grade** immunization compliance shows the lowest consistency, with a variability of 18.1%. The initial peak was 88.8% during the 2020-21 school year; recent data indicate an increase to 87.3% in the 2024-25 school year, approaching the previous peak.
- **K-12** consistently declines in overall immunization compliance rates subsequent to the 2020-21 school year. Post-2023-24 school year, compliance rates increase.



Compliance by Vaccine

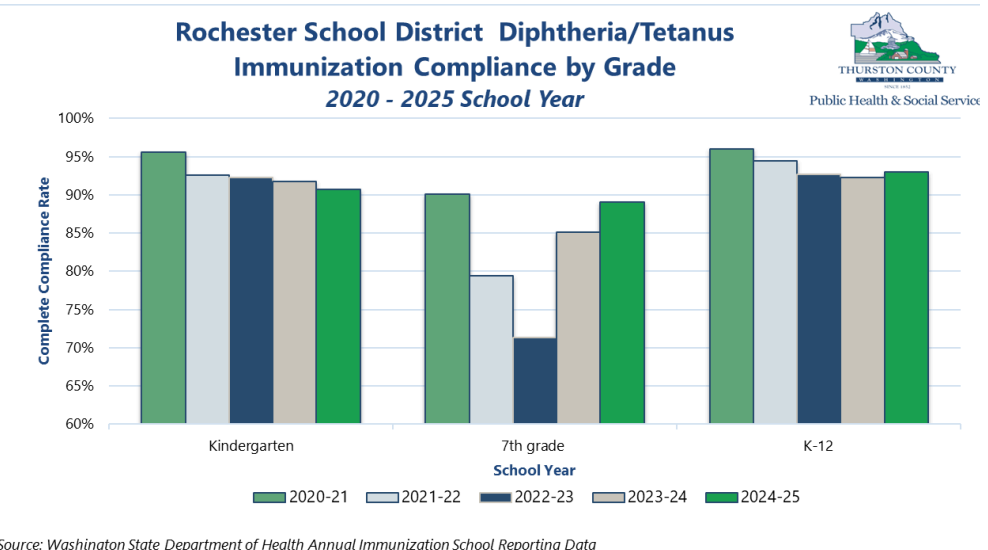
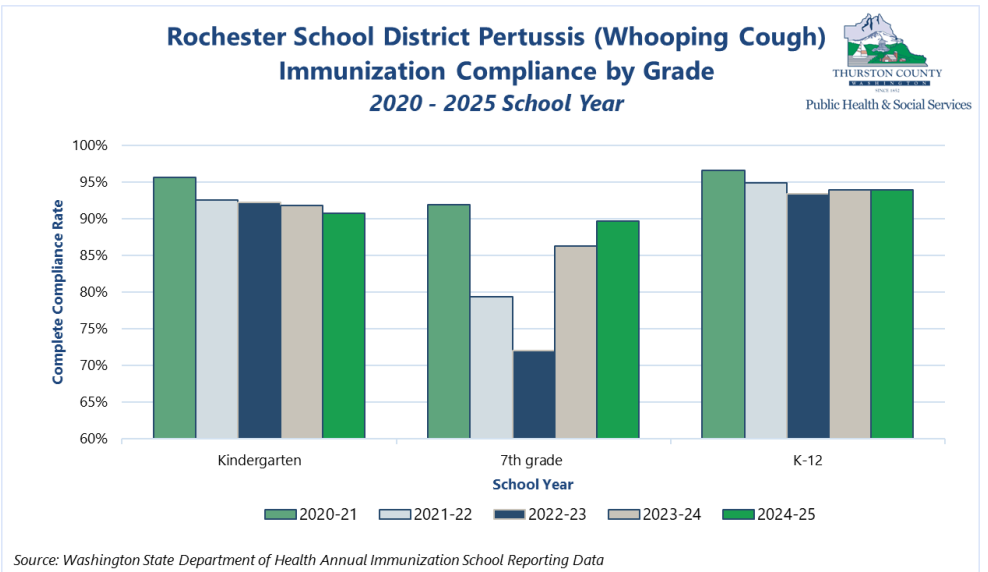
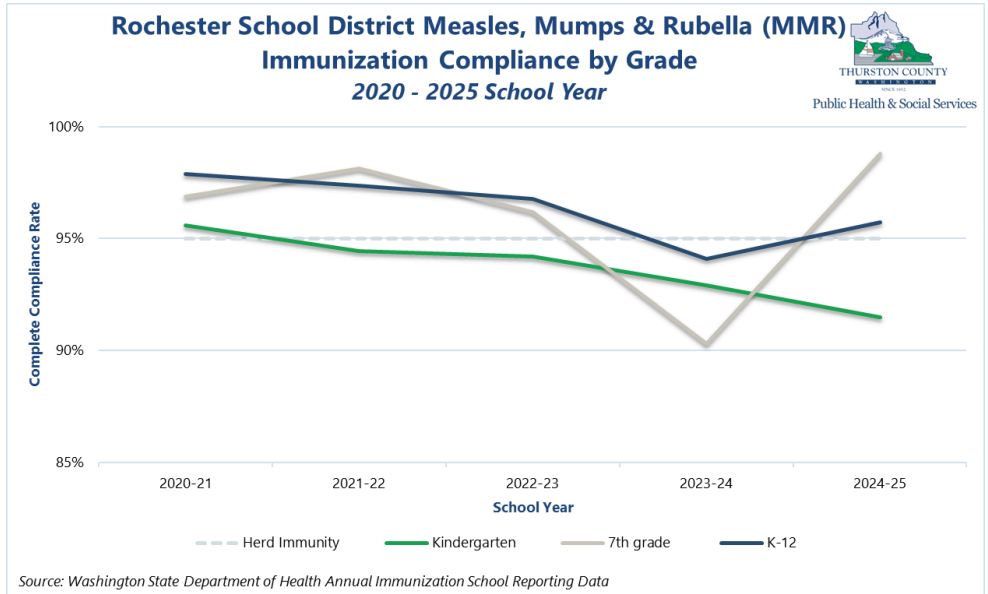

Trends in Rochester School District

MMR

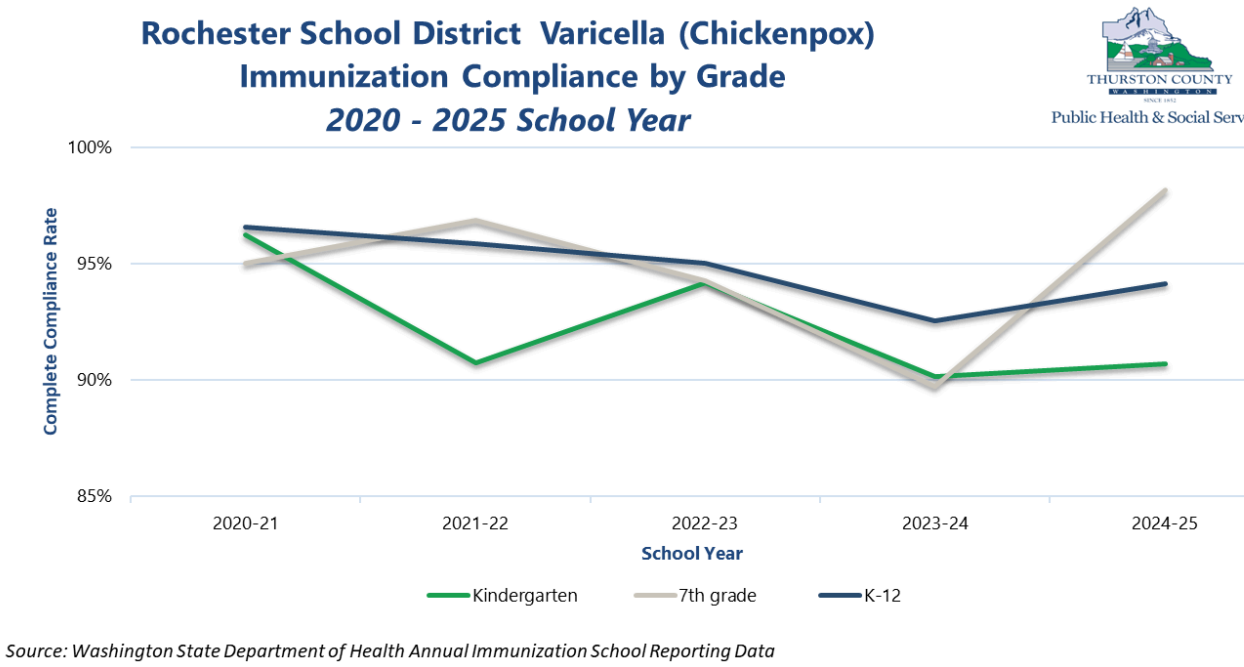
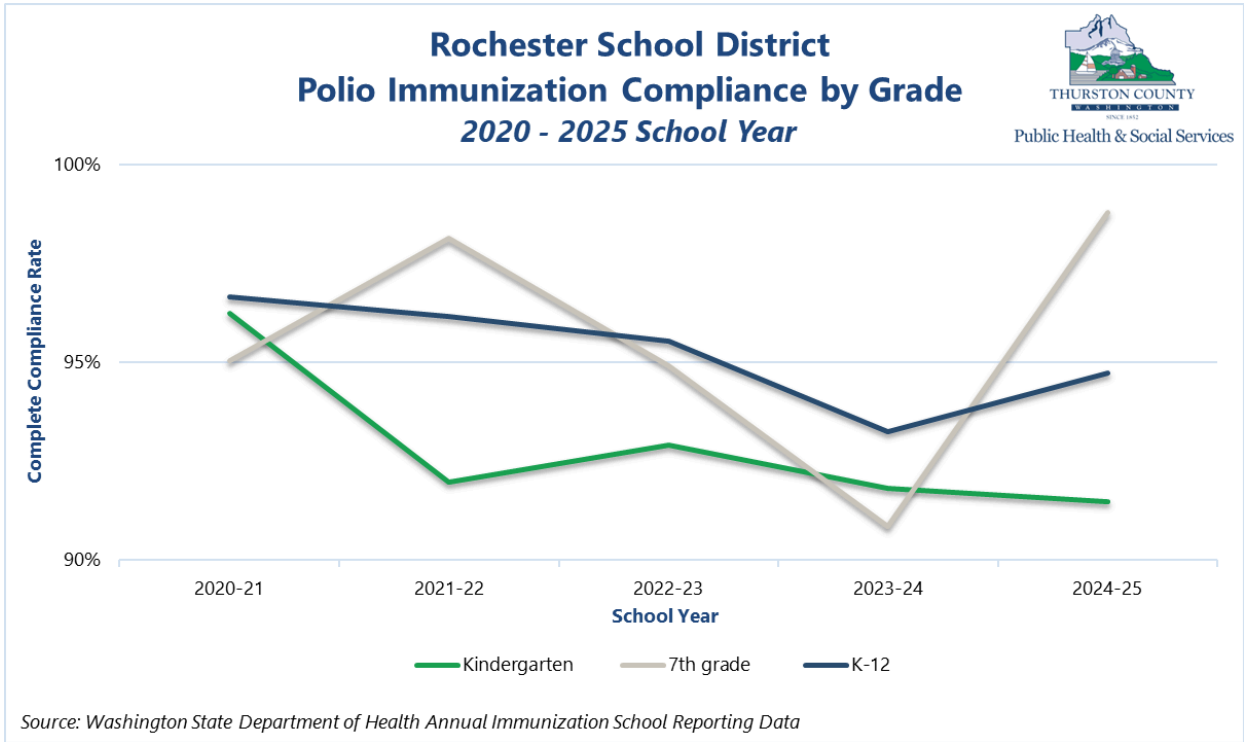
- Gradual decrease in **kindergarten** since the 2020-21 school year dropping below the herd immunity threshold.
- **Seventh-grade** population has remained above the herd immunity threshold with the exception of the 2023-24 school year.

DTaP/Tdap

- **Kindergarten** has gradually decreased since the 2020-21 school year in which they experienced a 96.2% peak compliance rate.
- **Seventh-grade** has experienced a dip, bottoming out during the 2022-23 school year in which they are 1% away from returning to peak compliance rate in 2024-25 school year.



Compliance by Vaccine



Trends in Rochester School District

Polio and Varicella immunization compliance

- The same trend pattern is observed for MMR immunization compliance, except for kindergarteners, which demonstrated an upward trend in compliance starting in the 2024-25 school year.

TENINO SCHOOL DISTRICT IMMUNIZATIONS SUMMARY

2020-2025 Data

Disease Control & Prevention Division
Communicable Disease Epidemiology Section
412 Lilly Rd NE Olympia, WA 98506
360-867-2610
www.thurstoncountywa.gov/phss

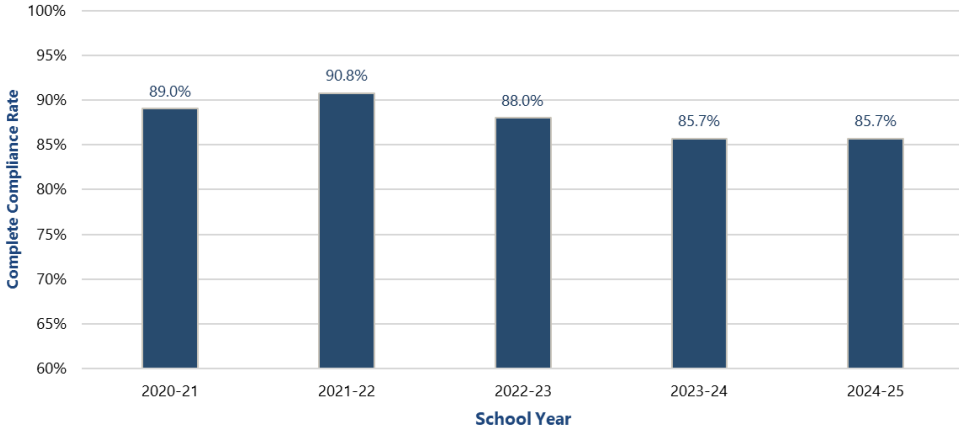


THURSTON COUNTY
WASHINGTON
SINCE 1852

Public Health &
Social Services

Overall Complete Compliance

Tenino School District Kindergarten Overall Immunization Compliance 2020 - 2025 School Year

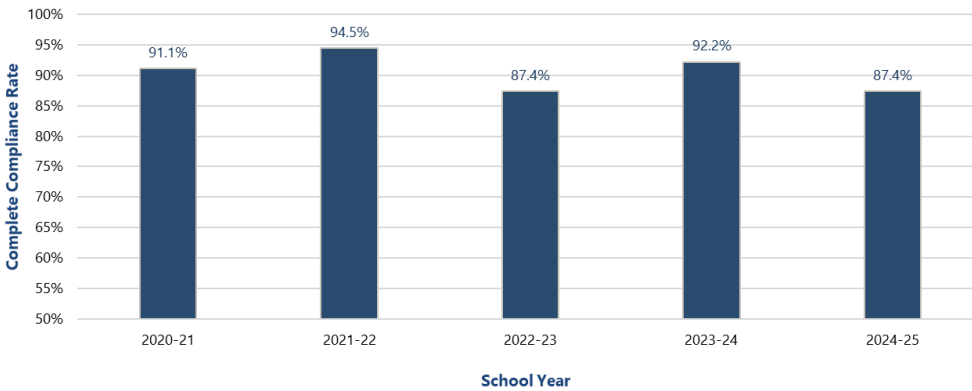


Source: Washington State Department of Health Annual Immunization School Reporting Data

Trends in Tenino School District

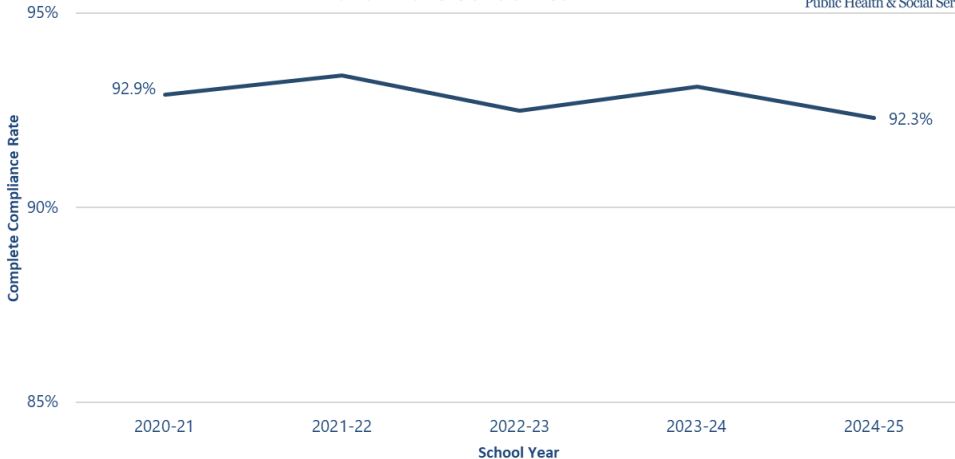
- **Kindergarten** immunization compliance shows a consistent decline following the 2021-22 school year peak of 90.8%.
- **Seventh grade** immunization compliance rate peaked at 94.5% during the 2021-22 school year.
- **K-12** displays minimal variability in overall immunization compliance rates.

Tenino School District 7th Grade Overall Immunization Compliance 2020 - 2025 School Year



Source: Washington State Department of Health Annual Immunization School Reporting Data

Tenino School District K-12 Overall Immunization Compliance 2020 - 2025 School Year



Source: Washington State Department of Health Annual Immunization School Reporting Data



Compliance by Vaccine

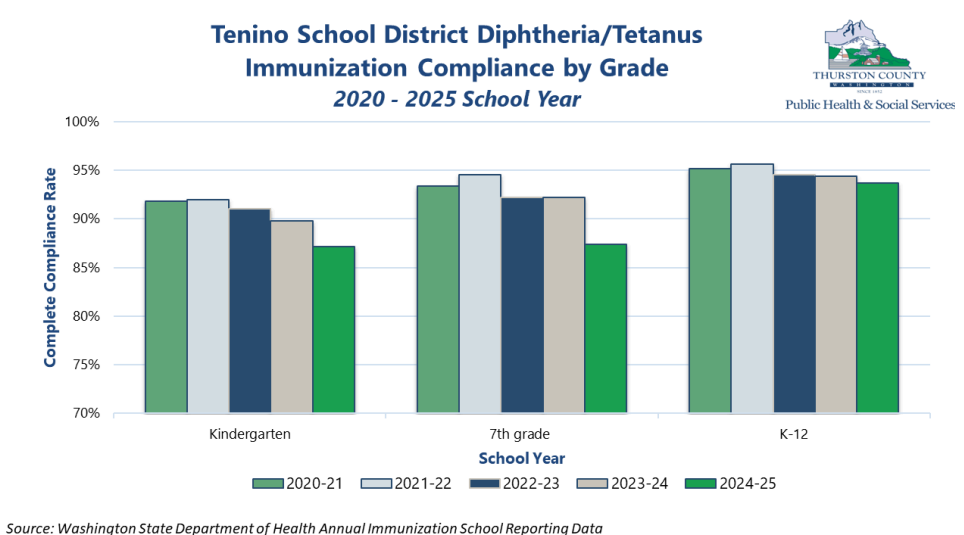
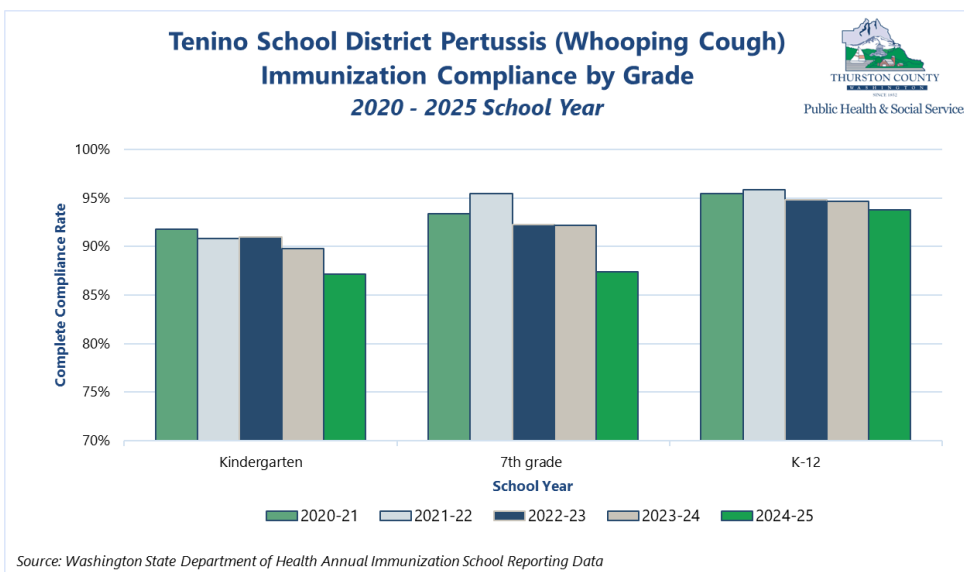
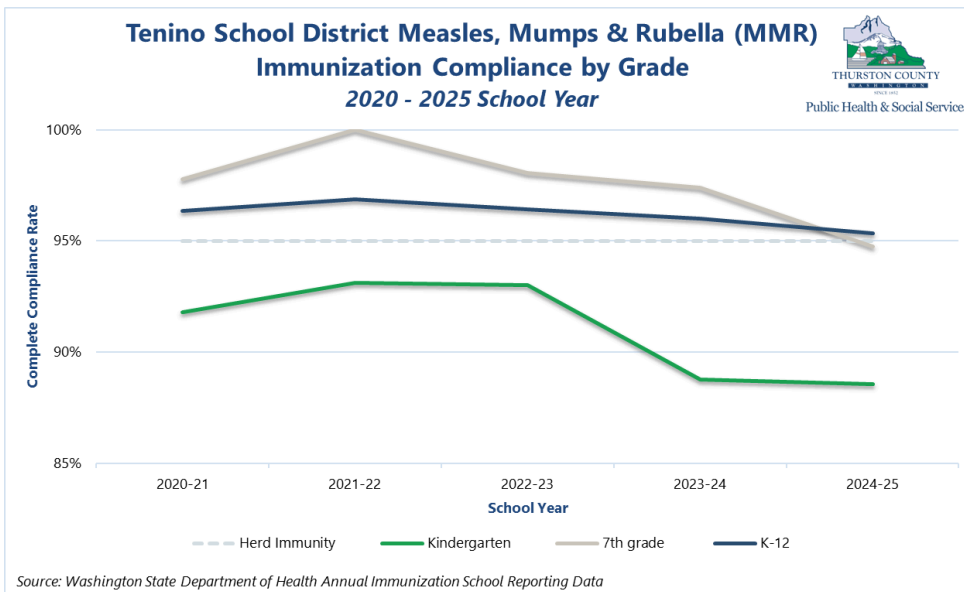
Trends in Tenino School District

MMR

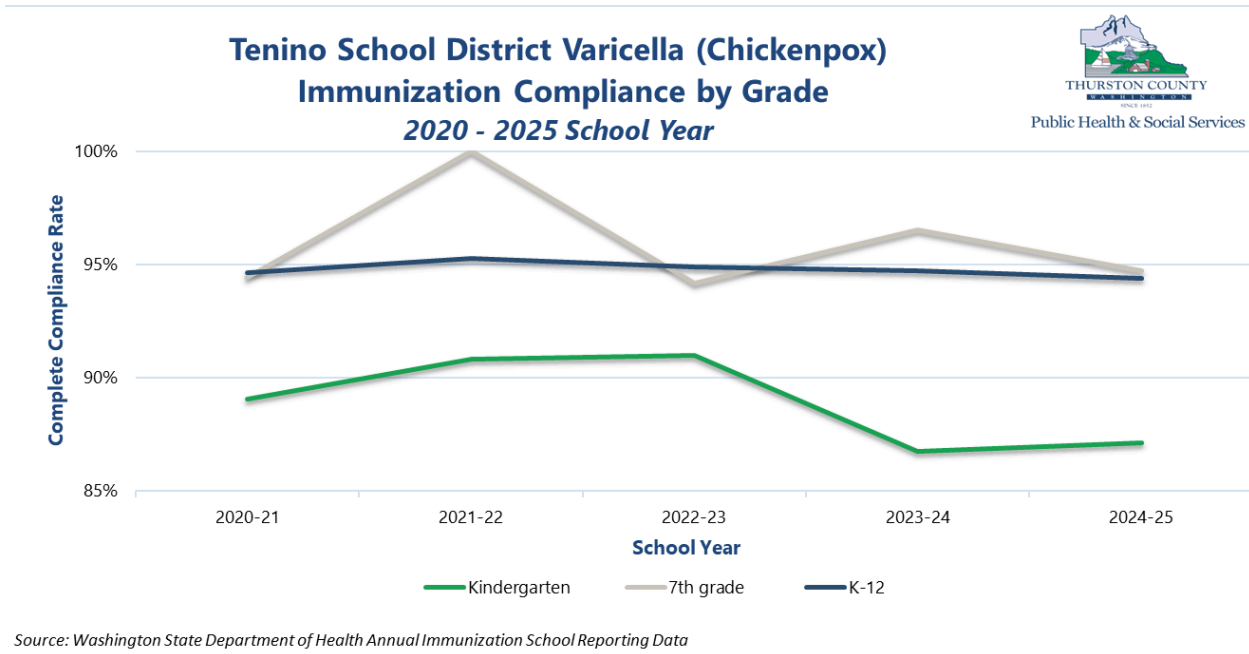
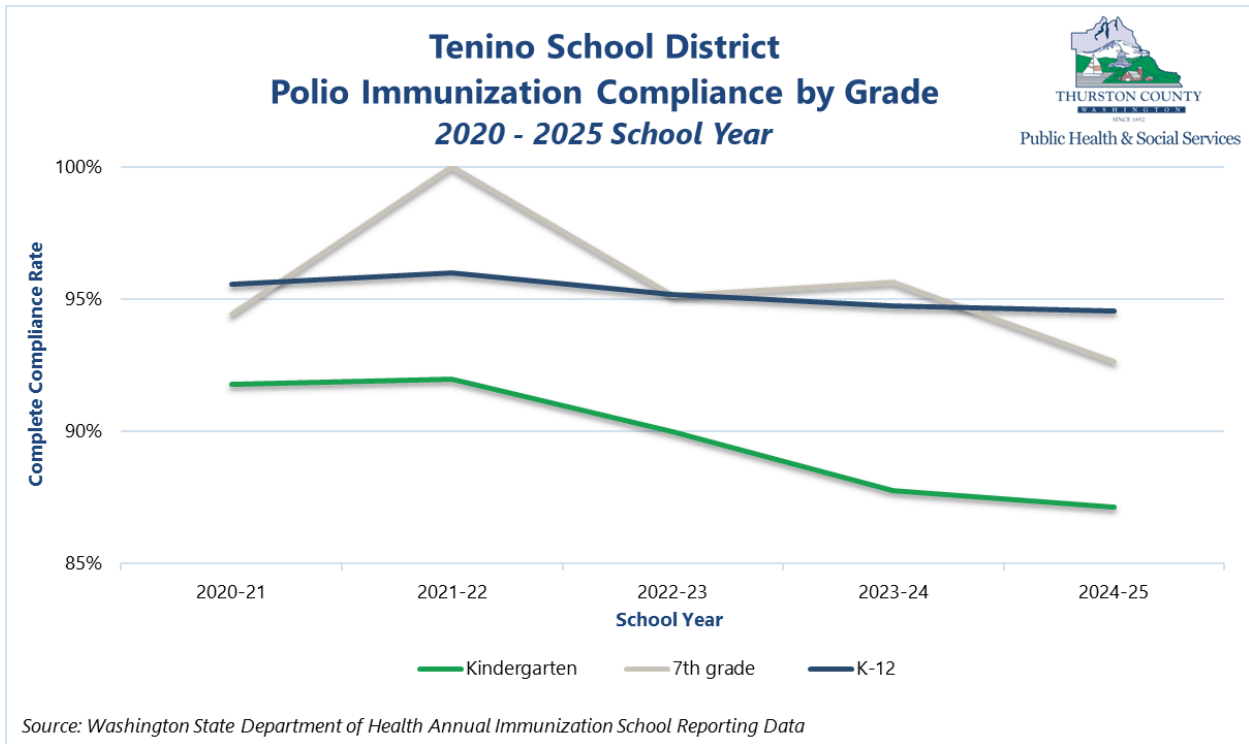
- **Kindergarten** has persistently remained below the herd immunity threshold over the previous five school years.
 - Dropped below the 90-percentile range in the 2023-24 school year.
- **Seventh-grade** maintained compliance above the herd immunity threshold, achieving 100% compliance during the 2021-22 school year, with a decline below the threshold occurring only in the 2024-25 school year.

DTaP/Tdap

- **Kindergarten** has demonstrated a gradual decline since the 2021-22 school year, during which a peak compliance rate of 92% was observed.
- **Seventh-grade** has experienced a slight reduction in compliance rates, converging with the kindergarten population trends and falling below the statewide average compliance levels.



Compliance by Vaccine



Trends in Tenino School District

Polio and Varicella immunization compliance

- **Kindergarten** aligns with the observed pattern in MMR compliance, which exhibited a significant decline in compliance rates during the 2023-24 school year. This indicates that this population encountered barriers to completing the primary immunization series.

TUMWATER SCHOOL DISTRICT IMMUNIZATIONS SUMMARY

2020-2025 Data

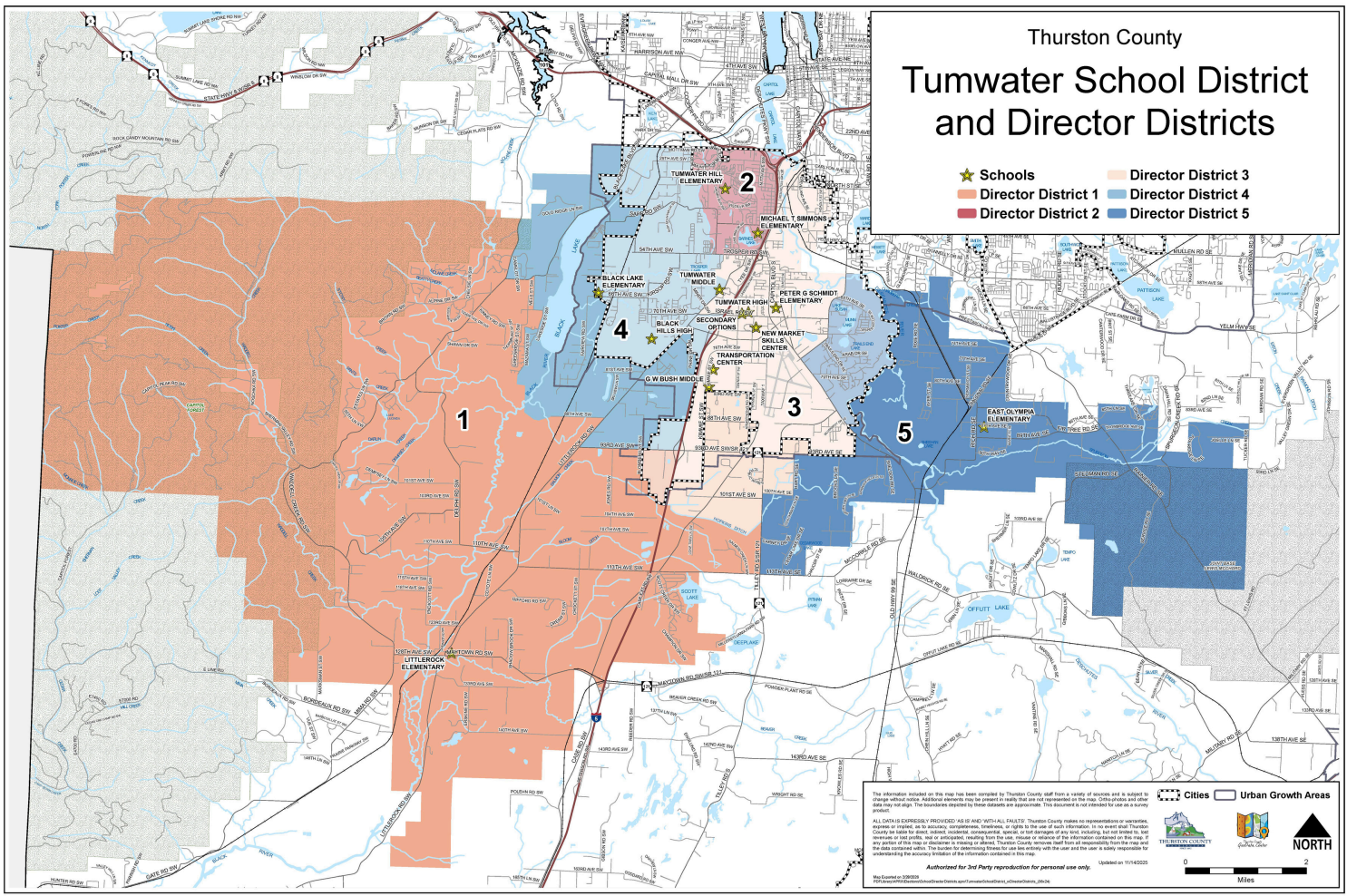
Disease Control & Prevention Division
Communicable Disease Epidemiology Section
412 Lilly Rd NE Olympia, WA 98506
360-867-2610
www.thurstoncountywa.gov/phss



THURSTON COUNTY
WASHINGTON
SINCE 1852

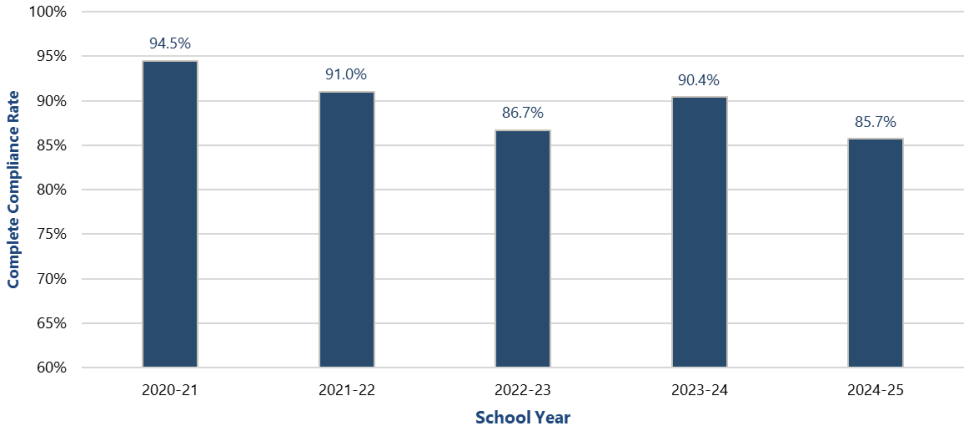
Public Health &
Social Services

Tumwater School District Map



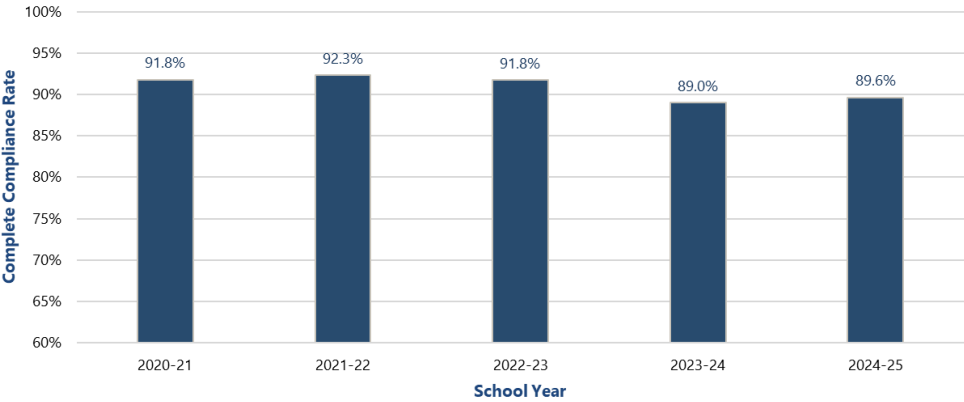
Overall Complete Compliance

Tumwater School District Kindergarten Overall Immunization Compliance 2020 - 2025 School Year



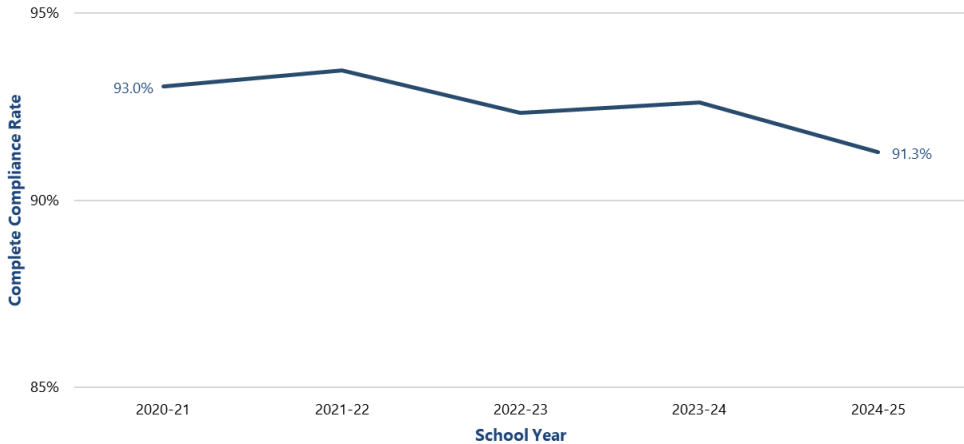
Source: Washington State Department of Health Annual Immunization School Reporting Data

Tumwater School District 7th Grade Overall Immunization Compliance 2020 - 2025 School Year



Source: Washington State Department of Health Annual Immunization School Reporting Data

Tumwater School District K-12 Overall Immunization Compliance 2020 - 2025 School Year



Source: Washington State Department of Health Annual Immunization School Reporting Data

Trends in Tumwater School District

- **Kindergarten** displays a gradual decline in compliance rates following a peak of 94.5% during the 2020-21 school year.
- **Seventh-grade** highest compliance rate occurred during the 2021-22 school year at 92.3%, substantially surpassing the state average.
- **K-12** immunization compliance rates have had a steady but minimal decline from 93% in the 2020-21 school year to 91.3% in the 2024-25 school year.



Compliance by Vaccine

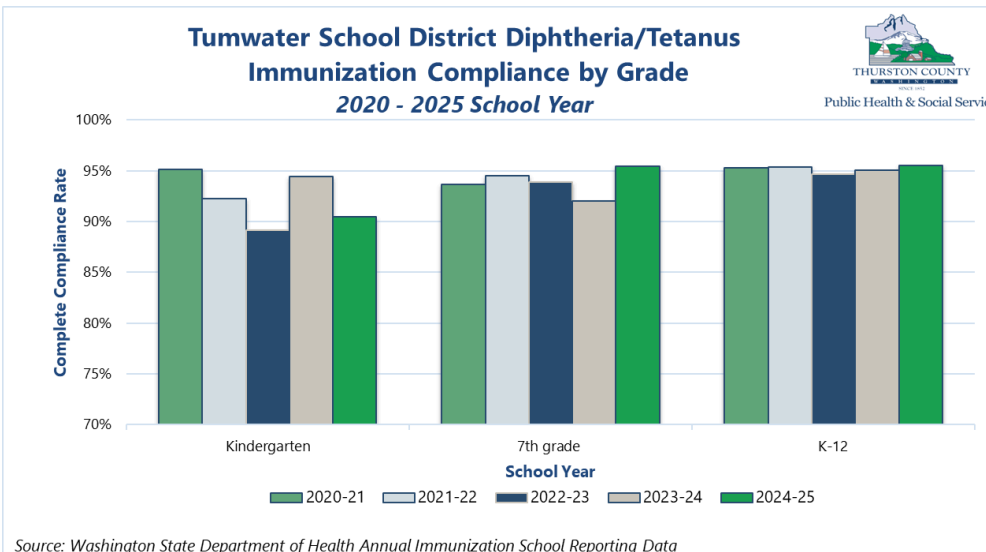
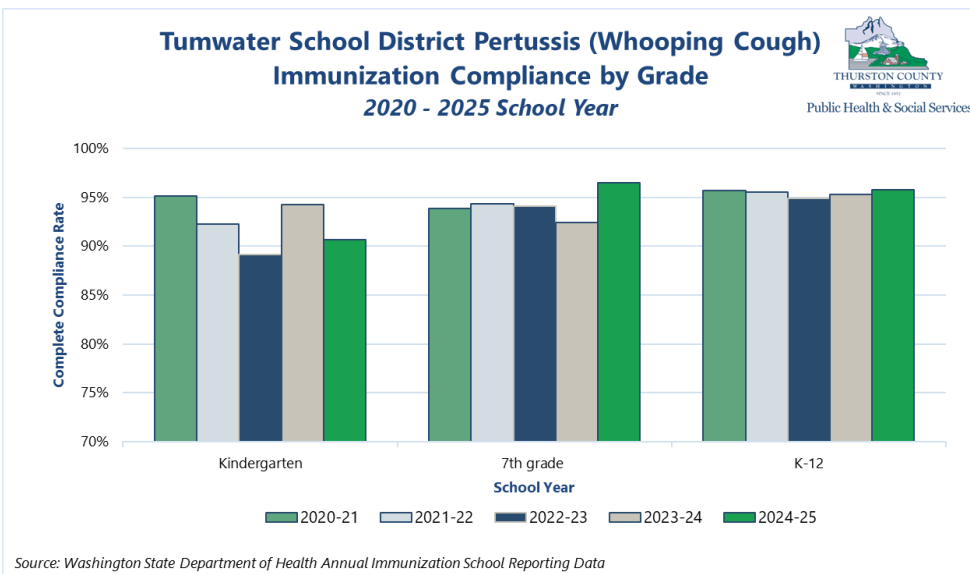
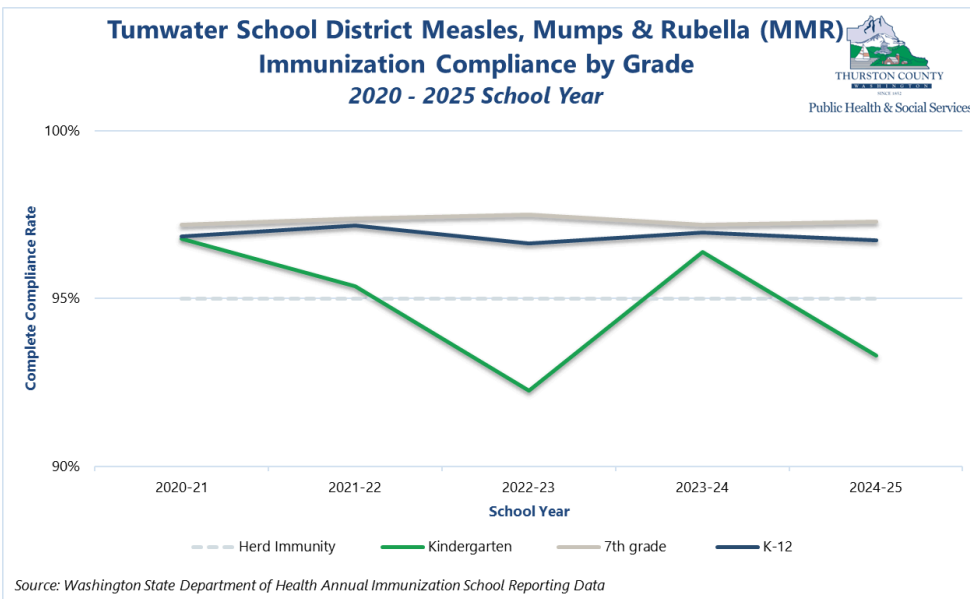
Trends in Tumwater School District

MMR

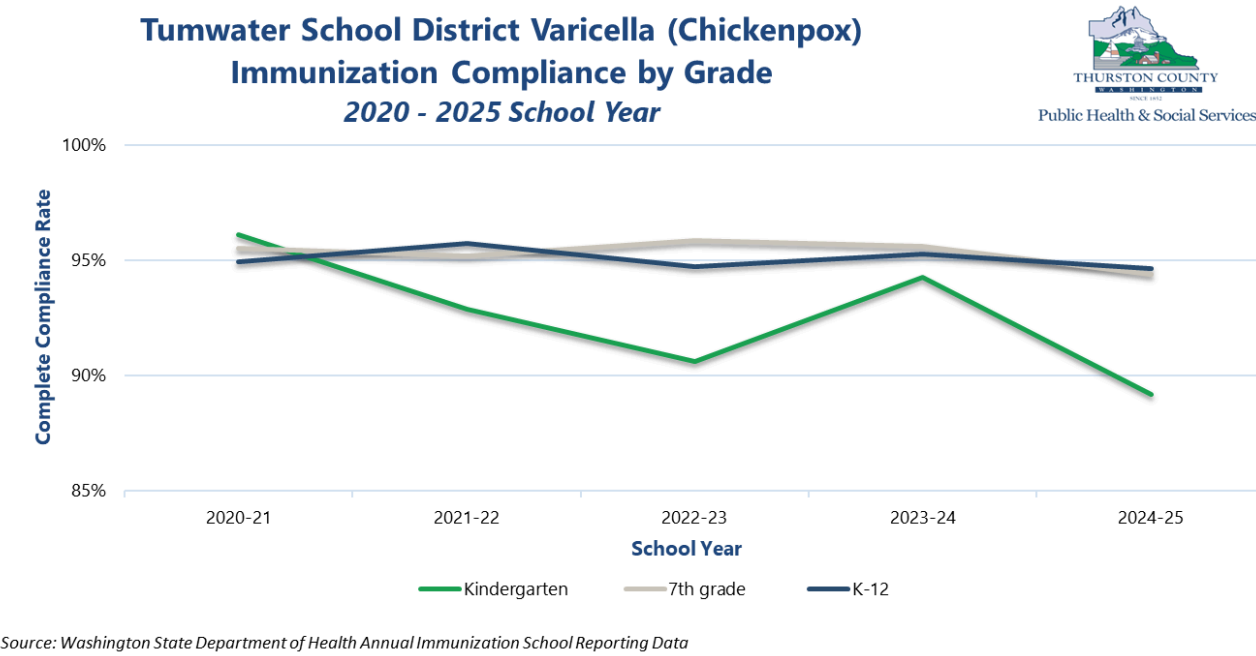
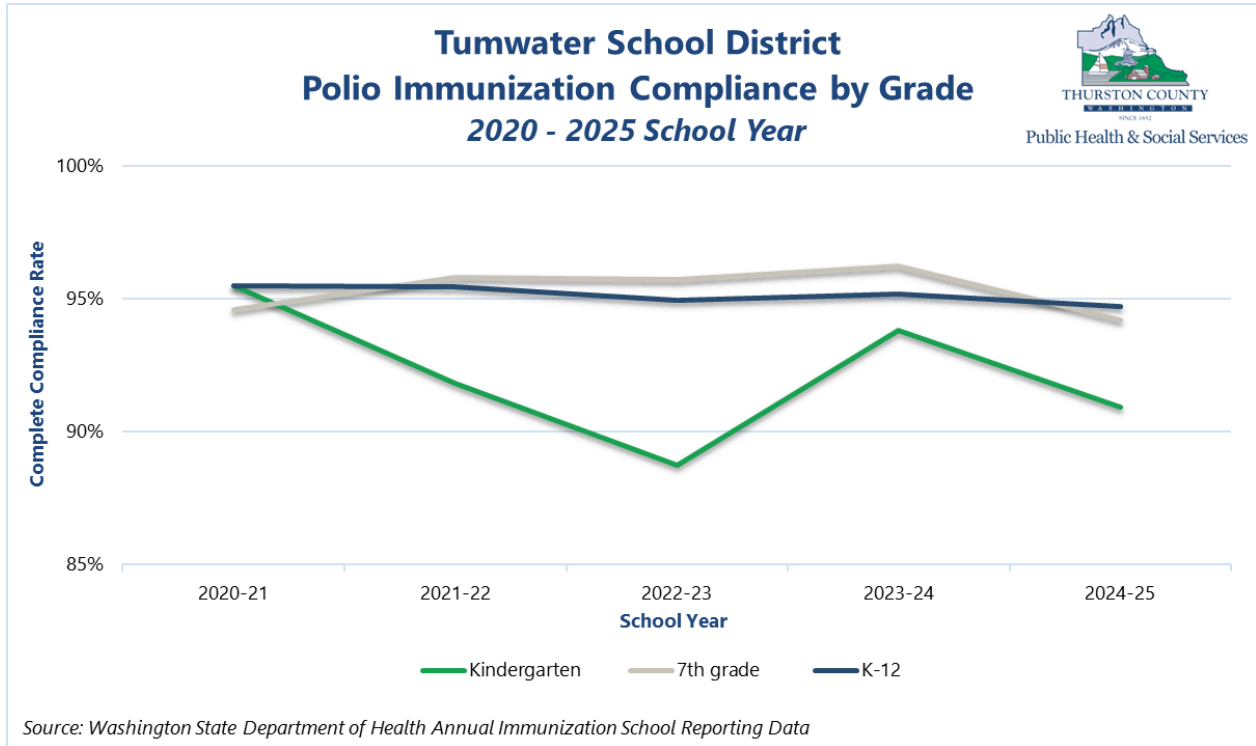
- **Kindergarten** declined below the herd immunity threshold during the 2022-23 and 2024-25 school years, thereby increasing the population's susceptibility to measles outbreaks.
- **Seventh-grade** maintained immunization rates consistently above the herd immunity threshold, with a stable compliance rate of approximately 97%.

DTaP/Tdap

- **Kindergarten** has fluctuated within an 89.1% to 95.2% range over the past five school years.
- **Seventh-grade** exhibited a stabilization followed by a slight upward trend in compliance rates during the 2024-25 school year.



Compliance by Vaccine



Trends in Tumwater School District

Polio and Varicella immunization compliance

- Kindergarten-aged students show a significant decline in immunization rates during the 2022-23 school year. This indicates that this cohort encountered barriers to completing the required core immunizations.

YELM SCHOOL DISTRICT IMMUNIZATIONS SUMMARY

2020-2025 Data

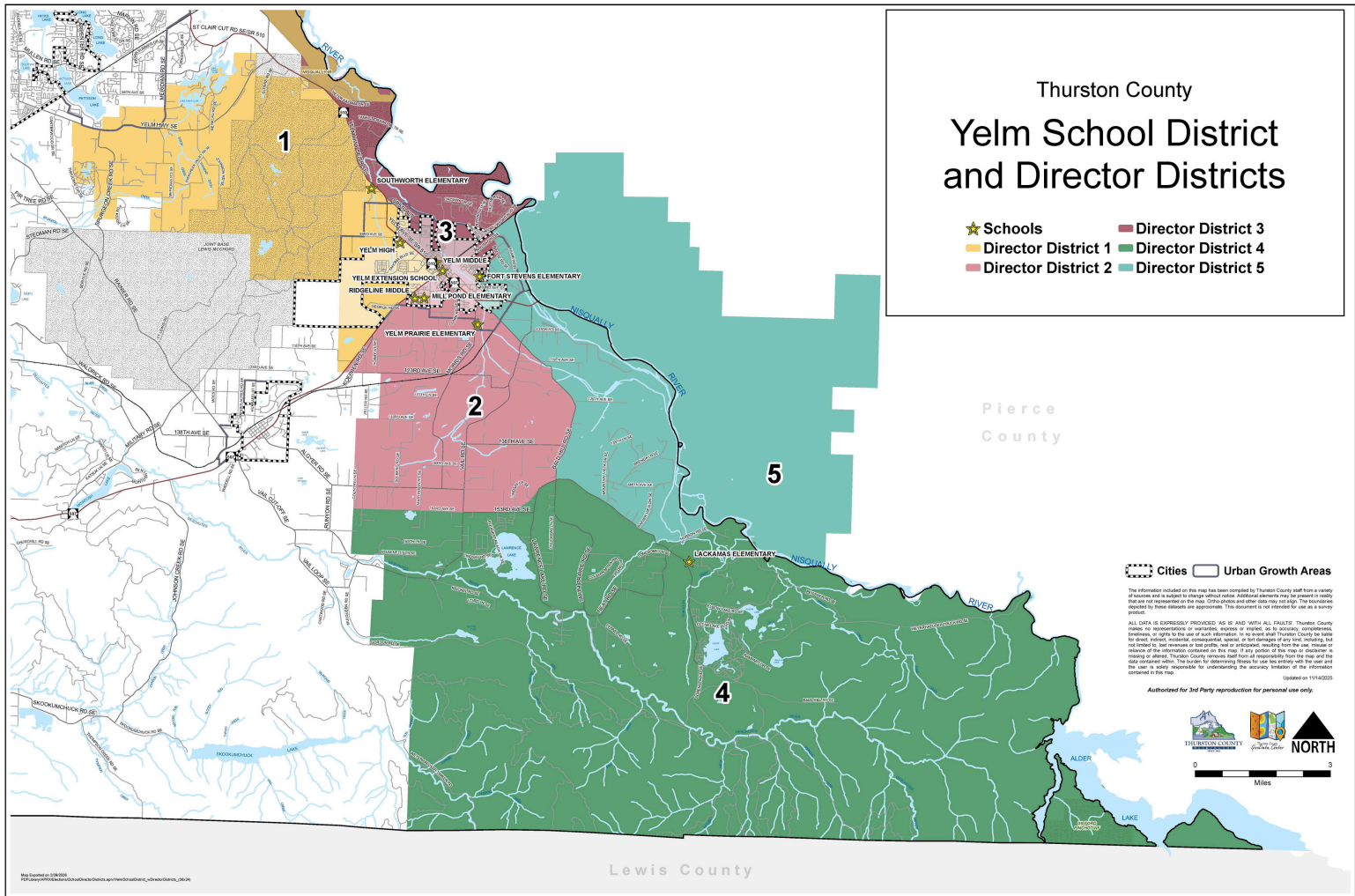
Disease Control & Prevention Division
Communicable Disease Epidemiology Section
412 Lilly Rd NE Olympia, WA 98506
360-867-2610
www.thurstoncountywa.gov/phss



THURSTON COUNTY
WASHINGTON
SINCE 1852

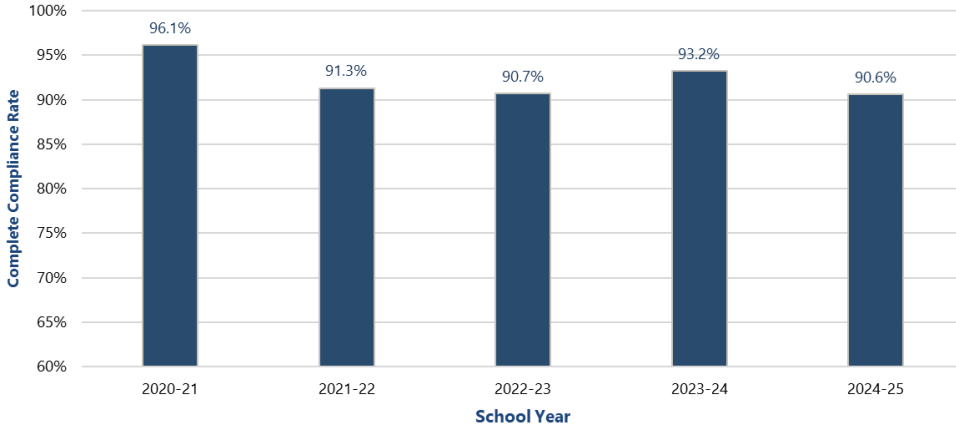
Public Health &
Social Services

Yelm School District Map



Overall Complete Compliance

Yelm School District Kindergarten Overall Immunization Compliance 2020 - 2025 School Year

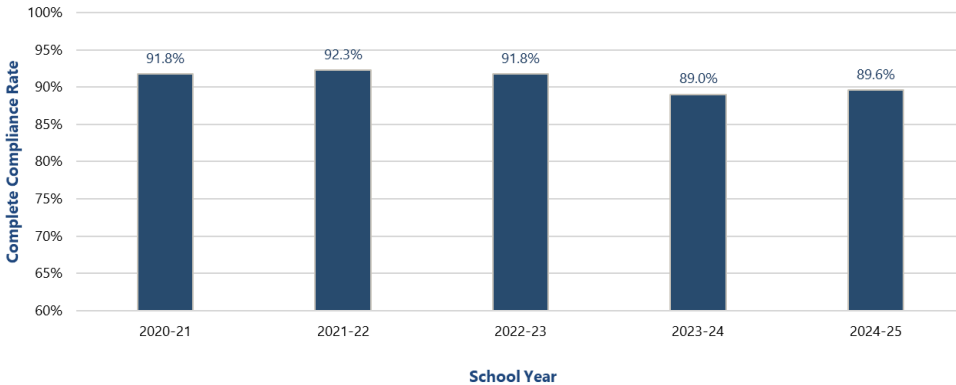


Source: Washington State Department of Health Annual Immunization School Reporting Data

Trends in Yelm School District

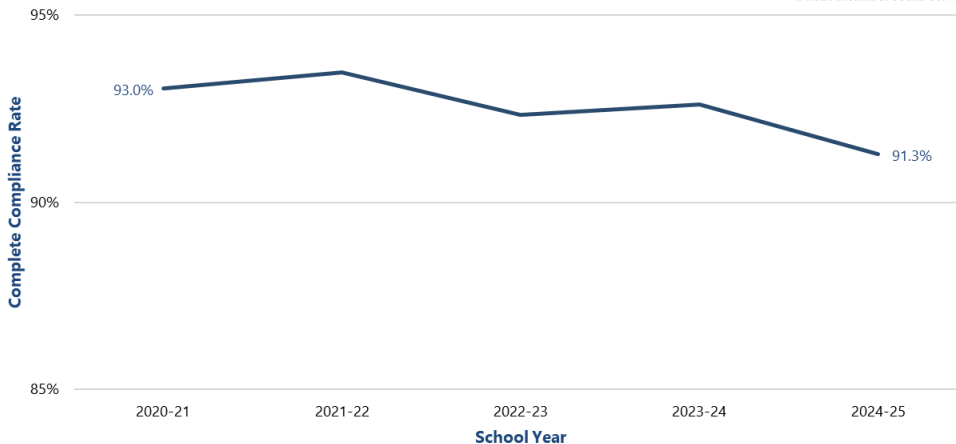
- **Kindergarten** compliance rates experienced a gradual decline following the peak of 96.1% in the 2020-21 school year.
- **Seventh-grade** highest compliance rate occurred during the 2020-21 school year at 93.4%, exceeding the state average by a significant margin.
- **K-12** immunization compliance rate has consistently remained in the mid 90 percentile range.

Tumwater School District 7th Grade Overall Immunization Compliance 2020 - 2025 School Year



Source: Washington State Department of Health Annual Immunization School Reporting Data

Tumwater School District K-12 Overall Immunization Compliance 2020 - 2025 School Year



Source: Washington State Department of Health Annual Immunization School Reporting Data



Compliance by Vaccine

Trends in Yelm School District

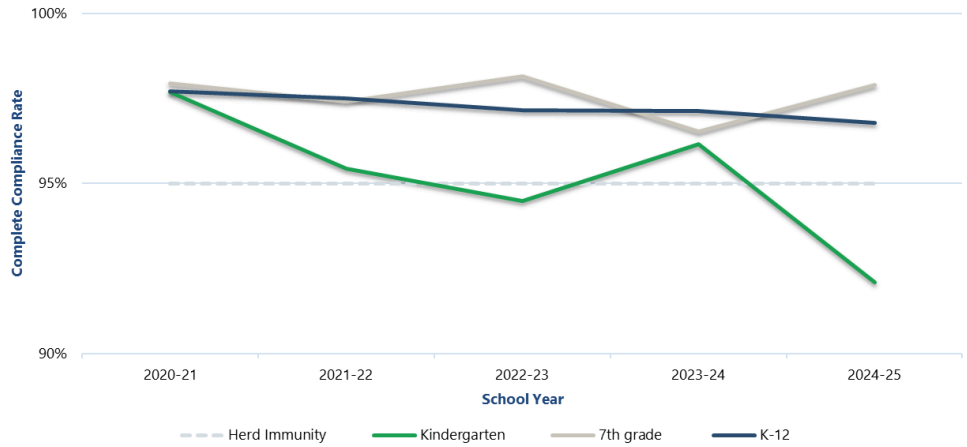
MMR

- **Kindergarten** declined below the herd immunity threshold during the 2022-23 and 2024-25 school years. The highest recorded complete compliance was 97.7% during the 2020-21 school year.
- **Seventh-grade** has maintained compliance levels above the herd immunity threshold, with consistent rates ranging from 96.5% to 98.1%.

DTaP/Tdap

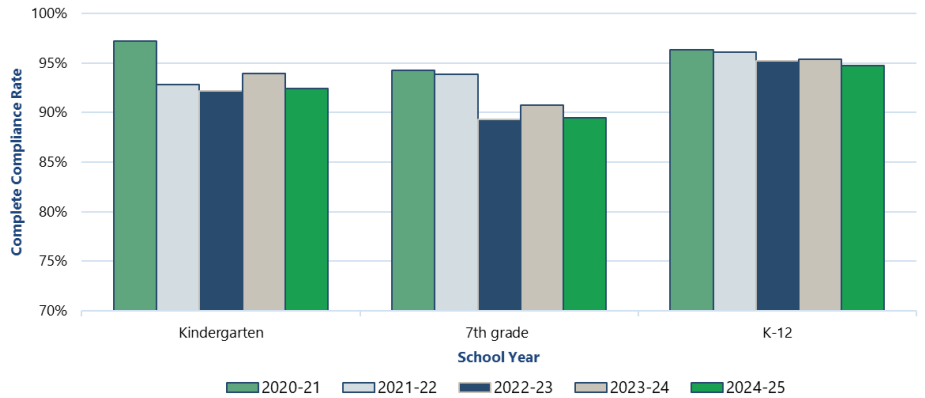
- **Kindergarten** has fluctuated within a range of 92.4% to 97.2% over the past five school years.
- **Seventh-grade** experienced a plateau in compliance following peak rates observed in the 2020-21 and 2021-22 school years.

Yelm School District Measles, Mumps & Rubella (MMR) Immunization Compliance by Grade 2020 - 2025 School Year



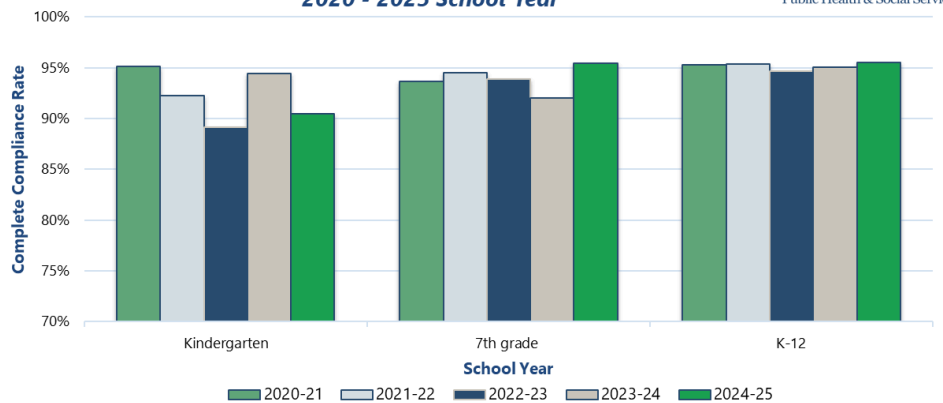
Source: Washington State Department of Health Annual Immunization School Reporting Data

Yelm School District Pertussis (Whooping Cough) Immunization Compliance by Grade 2020 - 2025 School Year



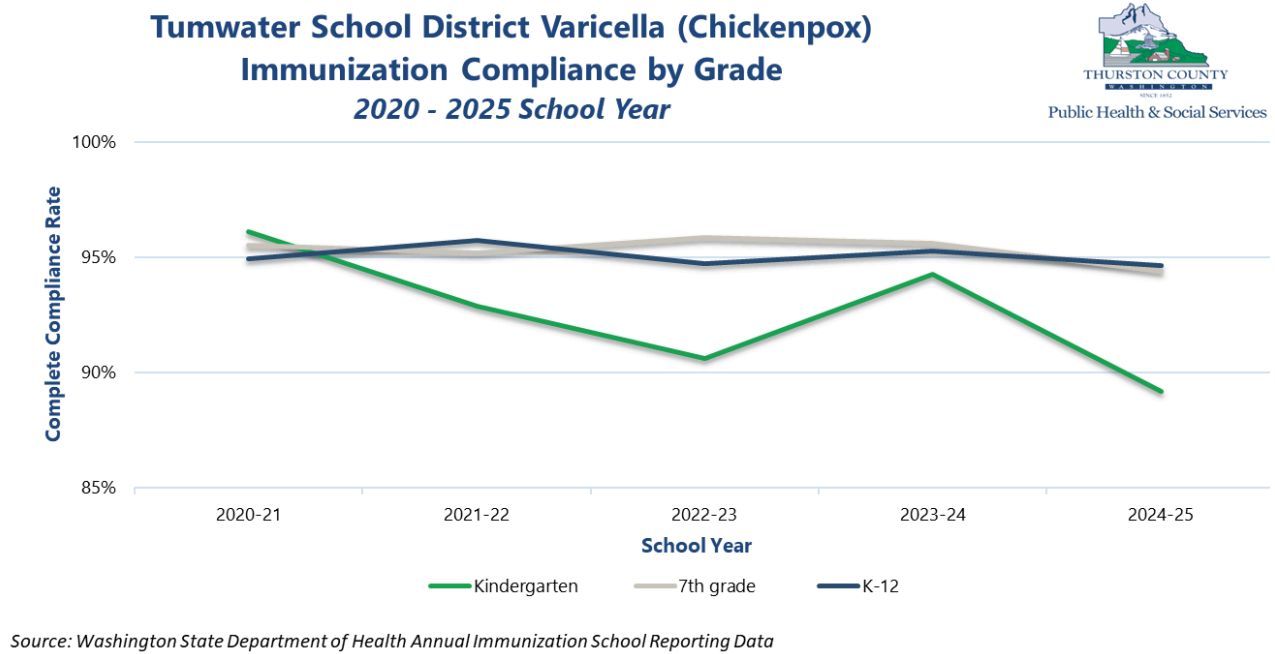
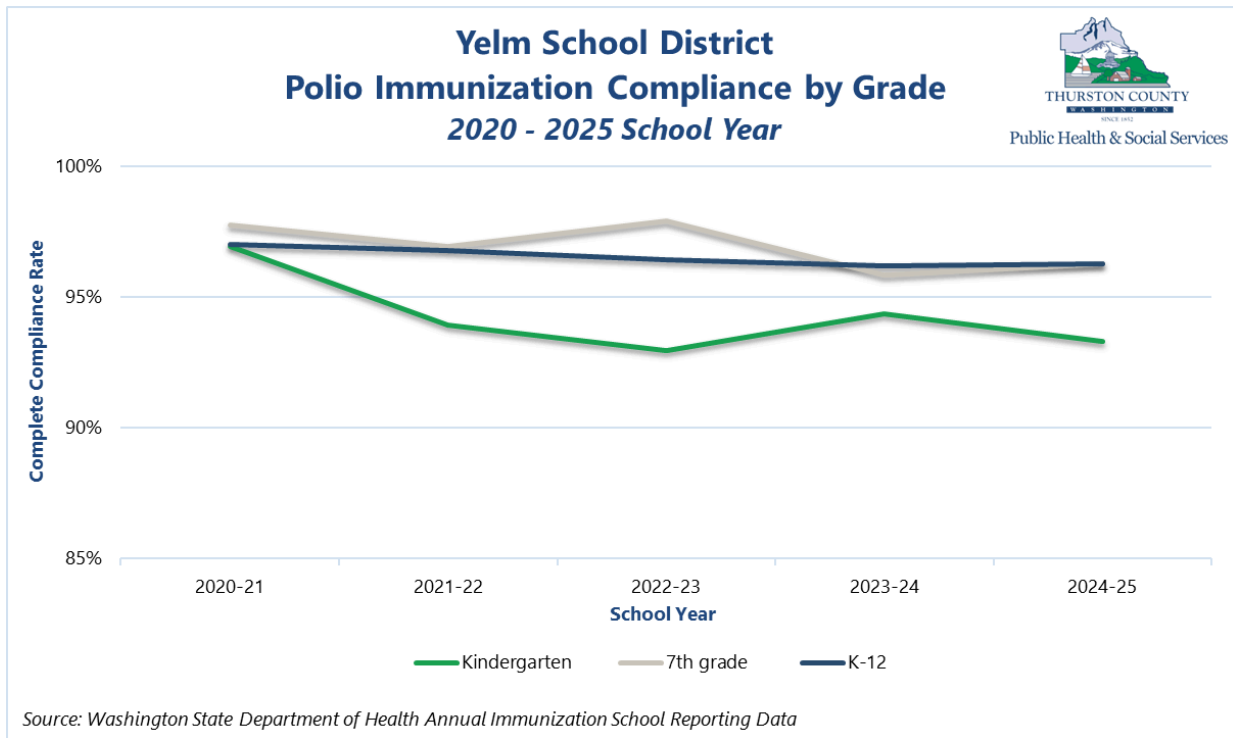
Source: Washington State Department of Health Annual Immunization School Reporting Data

Tumwater School District Diphtheria/Tetanus Immunization Compliance by Grade 2020 - 2025 School Year



Source: Washington State Department of Health Annual Immunization School Reporting Data

Compliance by Vaccine



Trends in Yelm School District

Polio compliance and Varicella compliance

- **Kindergarten** population experienced a large dip in compliance rates during the 2022-23 school year. This indicates that this population encountered obstacles to completing their primary immunization series.



THURSTON COUNTY
WASHINGTON

SINCE 1852

Public Health &
Social Services