





SUGGESTED SPRAY SCHEDULE FOR HOME GARDEN PEARS

Updated 2026



Mandatory sprays

Growth Stage	Description	Target Information	Chemical Sprays	Important
Dormant 	Before buds show any activity in late winter	<ul style="list-style-type: none"> ➤ Overwintering pear psylla, scales, aphids and mites 	<ul style="list-style-type: none"> ➤ Horticultural oil (E.g. Bonide All Seasons Horticultural Spray Oil, Monterey Horticultural Oil) 	When daytime temperatures reach 40 – 45 F. Finish spraying by noon to ensure good dry time.
Delayed-Dormant 	In late winter, just as buds begin to show first green tissue.	<ul style="list-style-type: none"> ➤ Pear psylla. 	<ul style="list-style-type: none"> ➤ Horticultural oil (E.g. Bonide All Seasons Horticultural Spray Oil, Monterey Horticultural Oil) ➤ Kaolin clay (E.g. Surround WP) 	Kaolin clay + oil combined deter insects and delay egg lay.
		<ul style="list-style-type: none"> ➤ Mites (blister, rust) 	<ul style="list-style-type: none"> ➤ Sulfur (E.g. Bonide Sulfur Plant Fungicide) 	
Popcorn 	As flowers balloon, but before flowers open.	<ul style="list-style-type: none"> ➤ Pear psylla 	<ul style="list-style-type: none"> ➤ Kaolin clay (E.g. Surround WP) ➤ Azadirachtin (E.g. Captain Jacks Neem Max Concentrate) 	
Bloom 	When flowers are open.	<ul style="list-style-type: none"> ➤ Fire blight 	<ul style="list-style-type: none"> ➤ Coppers (E.g. Bonide Copper Fungicide, Captain Jack's Copper Fungicide) ➤ <i>Bacillus Subtillis</i> (E.g. Serenade Garden Disease Control) 	Fire blight sprays are only needed if you have 2 days of warm temperatures (65+) before a predicted rain. Protective spray MUST go on before rain. Avoid insecticide application during bloom to protect honeybees!!!!

SUGGESTED SPRAY SCHEDULE FOR HOME GARDEN PEARS

Updated 2026



<p>Petal Fall</p>	<p>Just after petals fall from blossoms.</p>	<ul style="list-style-type: none"> ➤ Pear psylla 	<ul style="list-style-type: none"> ➤ Azadirachtin (E. g. Captain Jacks Neem Max Concentrate) ➤ Pyrethrins (Ex. Bug Buster-O) 	
<p>Late Spring through Fall</p>	<p>May to September</p>	<ul style="list-style-type: none"> ➤ Codling moth 	<ul style="list-style-type: none"> ➤ Horticultural oil ➤ Esfenvalerate (E.g. Bug Buster II) ➤ Spinosad (E.g. Bonide Captain Jacks Deadbug Brew) ➤ Kaolin clay (E.g. Surround WP) ➤ Lambda-cyhalothrin (E.g. Bonide Fruit Tree & Plant Guard Concentrate) <p>In place of intensive sprays, exclusion netting over the entire tree will keep codling moth from entering. If larvae or pupae already inside the net they can still do damage.</p>	<p>Start preventative sprays of fruit 14-18 days after full bloom and apply weekly (or every 10-14 days depending on the label) for 12 weeks.</p> <p>Re-apply after rain.</p> <p>Remove infested fruit from the tree, seal in black garbage bags, and leave in the sun for two weeks to kill worms.</p>
		<ul style="list-style-type: none"> ➤ Pear psylla 	<ul style="list-style-type: none"> ➤ Azadirachtin (Captain Jacks Neem Max Concentrate) ➤ Pyrethrins (Ex. Bug Buster-O) ➤ Cinnamon oils (E.g. EcoVia 3-in-1 Emulsifiable Concentrate) 	
<p>Additional Information</p>	<ul style="list-style-type: none"> ◆ CAUTION –Read the product label directions carefully. Read and follow all label directions for responsible use of any pesticide. THE LABEL IS THE LAW. ◆ Pesticide resistance – Vary products during the season and in following seasons to minimize pest resistance. ◆ Too much fruit to handle – <i>Cut down tree and purchase quality fruit for use. Help commercial orchards by maintaining good care and pest management practices for your desired fruit trees!!!</i> ◆ Washington State Administrative Code RCW 15.09.060 requires owners to control horticultural pests and diseases. ◆ Trade name disclaimer – Use of trade names are for example purposes only. No endorsement is intended. Other appropriately labeled products containing similar active ingredients should provide similar levels of control. 			

SUGGESTED SPRAY SCHEDULE FOR HOME GARDEN PEARS

Updated 2026

Sprays needed only if insect is present



Growth Stage	Description	Target Information	Chemical Sprays	Important
Popcorn	As flowers balloon, but before flowers open.	➤ Grape mealy bug	➤ Zeta-cypermethrin (E.g. GardenTech Sevin Insect Killer Ready To Spray)	Not needed unless mealy bug was present the previous year.
		➤ Aphids	➤ Potassium laurate (E.g. Garden Safe Insecticidal Soap, Safer Brand Insect Killing Soap Concentrate II)	Controls only needed if insects are present. Natural enemies generally keep aphids under control if they are not killed by other sprays.
Petal Fall	Just after petals fall from blossoms.	➤ Aphids.	➤ Potassium laurate (E.g. Safer Brand Insect Killing Soap Concentrate II)	Natural enemies generally keep aphids under control.
		➤ Stinkbug, box elder bug	➤ Bifenthrin, Zeta-cypermethrin (E.g. Ortho Home Defense Insect Killer for Lawns & Gardens Concentrate)	Control only needed if insects are present.
		➤ Feeding caterpillars such as leaf rollers, army or cut worms	➤ Spinosad (E.g. Monterey Garden Insect Spray) ➤ <i>Bacillus thuringiensis</i> (Bt) (E.g. Bonide Thuricide Bacillus Thuringiensis (BT))	Control only needed if caterpillars present.
Late Spring & Summer	May to September	➤ Feeding caterpillars such as leaf rollers, army or cut worms	➤ Spinosad (E.g. Monterey Garden Insect Spray); <i>Bacillus thuringiensis</i> (Bt) (E.g. Bonide Thuricide Bacillus Thuringiensis (BT))	Control only needed if caterpillars present.

Compiled by Paula Dinius, Urban Horticulturist, WSU Chelan County Extension. Revised May 8, 2026 Tianna DuPont, Dani Gray, WSU Extension; Elizabeth Beers, WSU Entomology.

With questions contact your local Master Gardener Askamastergardener@ChelanDouglasMG.org (509) 667-6540.

Extension programs and policies are consistent with federal and state laws and regulations on nondiscrimination regarding race, color, gender, national origin, religion, age, disability, and sexual orientation. Evidence of noncompliance may be reported through your local Extension office (509) 293-8758.