





# SUGGESTED SPRAY SCHEDULE FOR HOME GARDEN APPLES

Updated 2026




## Highly Recommended Annual Sprays

Growth Stage	Description	Target (Pest/Disease)	Chemical Sprays	Important
<b>Delayed-Dormant</b> 	In late winter, just as buds begin to show first green tissue.	<ul style="list-style-type: none"> <li>➤ San Jose scale, aphids, and European red mite</li> </ul>	<ul style="list-style-type: none"> <li>➤ Horticultural oil (E.g. Bonide All Seasons Horticultural Spray Oil, Monterey Horticultural Oil)</li> </ul>	Follow directions on label carefully to avoid plant damage. Spray when daytime temperature is between 45 – 55 °F, with no frost forecast overnight. Finish spraying by noon to ensure good dry time.
<b>Pink</b> 	As flowers balloon, but before flowers open.	<ul style="list-style-type: none"> <li>➤ Apple powdery mildew</li> </ul>	<ul style="list-style-type: none"> <li>➤ Horticulture oil (E.g. Bonide All Seasons Horticultural Spray Oil, Monterey Horticultural Oil)</li> <li>➤ Sulfur (E.g. Bonide Sulfur Plant Fungicide)</li> </ul>	Do not use sulfur within 2 weeks of an oil treatment. Sulfur is not recommended if temperatures within 3 days of an application are expected to exceed 85 °F.
<b>Bloom</b> 	When flowers are open.	<ul style="list-style-type: none"> <li>➤ Fire blight</li> </ul>	<ul style="list-style-type: none"> <li>➤ Coppers (E.g. Bonide Copper Fungicide, Captain Jack’s Copper Fungicide)</li> <li>➤ <i>Bacillus Subtilis</i> (E.g. Serenade Garden Disease Control)</li> </ul>	<b>Fire blight sprays are only needed if you have 2 days of warm temperatures (65 °F +) before a predicted rain. Protective spray MUST go on before rain.</b>
<b>Petal Fall</b> 	Just after petals fall from blossoms.	<ul style="list-style-type: none"> <li>➤ Apple powdery mildew</li> </ul>	<ul style="list-style-type: none"> <li>➤ Horticultural oil</li> </ul>	<b>Do Not Use horticultural oil if Sulfur was used in “Pink”.</b>

# SUGGESTED SPRAY SCHEDULE FOR HOME GARDEN APPLES

Updated 2026






<p><b>Late Spring through Summer</b></p> 	<p>Fruit set through harvest. May to September</p>	<p>➤ Codling moth</p>	<ul style="list-style-type: none"> <li>➤ Horticultural oil</li> <li>➤ Esfenvalerate (E.g. Bug Buster II)</li> <li>➤ Spinosad (E.g. Bonide Captain Jacks Deadbug Brew)*</li> <li>➤ Kaolin clay (E.g. Surround WP)</li> <li>➤ Lambda-cyhalothrin (E.g. Bonide Fruit Tree &amp; Plant Guard Concentrate)</li> </ul>	<p><b>PRIMARY PEST OF APPLES.</b> Start preventative sprays of fruit 14-18 days after full bloom and apply weekly (or every 10-14 days depending on the label) for 12 weeks rotating materials*. <b>Re-apply after rain.</b></p> <p>Remove infested apples from the tree, seal in black garbage bags, and dispose of immediately in municipal waste.</p> <p>In place of intensive sprays, exclusion netting over the entire tree will keep codling moth from infesting apples. If larvae or pupae are already inside the net, they can still do damage.</p> <p>Bagging individual fruit at ½ inch (dime size) with paper, cotton or Japanese apple bags can also exclude codling moth. Seal bags but be careful not to constrict the stem. Fruit can be unbagged (and sprayed) 3 weeks before harvest to color).</p>
		<p>➤ Apple maggot</p>	<ul style="list-style-type: none"> <li>➤ Spinosad (E.g. Monterey Garden Insect Spray)</li> </ul>	
<p><b>Additional Information</b></p>	<ul style="list-style-type: none"> <li>◆ <b>CAUTION – Read this guide carefully. Read the product label directions carefully. Read and follow all label directions for responsible use of any pesticide. THE LABEL IS THE LAW.</b></li> <li>◆ <b>Pesticide resistance</b> – Vary products during the season and in following seasons to minimize pest resistance.</li> <li>◆ *Some products, like Spinosad, have restrictions on how many times or how much is applied in a season – use alternative pesticides or strategies once maximum is reached.</li> <li>◆ <b>Too much fruit to handle</b> – <i>Cut down tree and purchase quality fruit for use. Help commercial orchards by maintaining good care and pest management practices for your desired fruit trees!!!</i></li> <li>◆ <b><u>Washington State Administrative Code RCW 15.09.060 requires owners to control horticultural pests and diseases.</u></b></li> <li>◆ <b>Trade name disclaimer</b> – Use of trade names are for example purposes only. No endorsement is intended. Other appropriately labeled products containing similar active ingredients should provide similar levels of control.</li> <li>◆ See <a href="https://treefruit.wsu.edu/crop-protection/opm/">https://treefruit.wsu.edu/crop-protection/opm/</a> for images of orchard pests and info on less common pests.</li> </ul>			



# SUGGESTED SPRAY SCHEDULE FOR HOME GARDEN APPLES

Updated 2026

## Sprays needed only if insect is present

Growth Stage	Description	Target Information	Chemical Sprays	Important
<b>Pink</b> 	As flowers balloon, but before flowers open.	➤ Grape mealy bug	➤ Zeta-cypermethrin (E.g. GardenTech Sevin Insect Killer Ready To Spray)	Not needed unless mealy bug was present the previous year.
		➤ Hatching insect pests such as mealybug, aphids, mites.	➤ Potassium laurate (E.g. Garden Safe Brand Insecticidal Soap Insect Killer) ➤ Esfenvalerate (E.g. Bug Buster II)	Control only needed if insects are present.
		➤ Feeding caterpillars such as leaf rollers, army or cut worms	➤ Spinosad (E.g. Monterey Garden Insect Spray) ➤ <i>Bacillus thuringiensis</i> (Bt) (E.g. Bonide Thuricide Bacillus Thuringiensis (BT))	Control only needed if caterpillars present.
<b>Petal Fall</b> 	Just after petals fall from blossoms.	➤ Hatching insect pests such as mealybug, aphid, mites	➤ Potassium laurate (E.g. Garden Safe Brand Insecticidal Soap Insect Killer, Safer Brand Insect Killing Soap Concentrate II) ➤ Esfenvalerate (E.g. Bug Buster II)	Control only needed if insects are present.
		➤ Aphids	➤ Potassium Laurate (E.g. Garden Safe Insecticidal Soap, Safer Brand Insect Killing Soap Concentrate II) ➤ Neem (E.g. Captain Jacks Neem Max Concentrate)	Seldom build up to damaging levels in home garden fruit trees. Wash them off with stream of water from the hose, you rarely have to spray.
		➤ Feeding caterpillars such as leaf rollers, army or cut worms	➤ Spinosad (E.g. Monterey Garden Insect Spray) ➤ <i>Bacillus thuringiensis</i> (Bt) (E.g. Bonide Thuricide Bacillus Thuringiensis (BT))	Control only needed if caterpillars present.
<b>Late Spring &amp; Summer</b> 	Fruit set through harvest. May to September	➤ Feeding caterpillars such as leaf rollers, army or cut worms	➤ Spinosad (E.g. Monterey Garden Insect Spray) ➤ <i>Bacillus thuringiensis</i> (Bt) (E.g. Bonide Thuricide Bacillus Thuringiensis (BT))	Control only needed if caterpillars present.

Compiled by Paula Dinius, Urban Horticulturist, WSU Chelan County Extension. Revised June 3, 2026 Tianna DuPont, Dani Gray, WSU Extension; Elizabeth Beers, WSU Entomology, Tawnee Melton, WSU Entomology & Master Gardener.

With questions contact your local Master Gardener [AskMasterGardener@ChelanDouglasMG.org](mailto:AskMasterGardener@ChelanDouglasMG.org) (509) 667-6540.

Visit <https://mastergardener.wsu.edu/resources> for more information on local programs and contacts.

For bloom stages visit <https://tinyurl.com/BloomStages>