

Water Supply Capital Improvements

WATER SUPPLY OVERVIEW

Valley Water manages and operates a complex and integrated water supply infrastructure, including storage, transmission, treatment, and recycled water facilities, to meet the Board's Ends Policy E-2, "Valley Water provides a reliable, safe, and affordable water supply for current and future generations in all communities served."

Storage Facilities

- 10 surface reservoirs
- 393 acres of recharge ponds
- 76 miles of in-stream recharge
- Ground water basins

Transmission Facilities

- 142 miles of pipelines
- 3 pump stations

Treatment Facilities

- 3 treatment plants

Recycled Water Facilities

- Silicon Valley Advanced Water Purification Center
- South County Recycled Water Distribution System

Planning, design and construction of the above facilities took decades of effort. Beginning in the 1930s, reservoirs and recharge ponds were built to halt depletion of the ground water basin and subsidence, followed by pipelines and treatment plants to bring in state and federal water to meet growing water demands in the County.

In the early 1990s, Valley Water embarked on new and challenging capital improvements to upgrade its three drinking water treatment plants in order to meet new Environmental Protection Agency rules for improved water quality required by 1996 amendments to the Safe Drinking Water Act. Fifteen years of effort and capital funding brought the upgrades at Penitencia and Santa Teresa Water Treatment Plants to completion. Delivery of ozonated water produced at these two treatment plants began in 2006.

The Rinconada Water Treatment Plant (RWTP) was built in the late 1960s and is reaching the end of its useful life. A number of projects to upgrade and

improve operations have been completed. The RWTP Reliability Improvement Project will add raw water ozonation, construct new flocculation and plate settler clarification, and dual media filtration facilities. It will also increase plant capacity from 80 to 100 million gallons per day. Construction of this Project began in the summer of 2015. Phases 1 and 2 were completed in early 2021, and repackaging efforts for Phases 3 through 6 are currently underway. Design is scheduled to be completed in FY23 and construction will begin thereafter.

With a significant portion of the Water Supply infrastructure approaching 50 to 60 years of age, maintaining and upgrading the existing infrastructure to ensure each facility functions as intended for its useful life became the focus of the Water Supply CIP in recent years.

Valley Water owns and operates ten dams. While these dams provide water supply, flood management, recreation, and environmental flow benefits, there are consequences and costs for dam ownership. Knowledge of seismic stability design and construction was very rudimentary during the design and construction of Valley Water dams in the 1930s and 50s. Both liquefaction of dam embankments and foundations and embankment stability must be addressed for seismic stability. Several of Valley Water's reservoirs have had operating restrictions imposed by the Department of Safety of Dams (DSOD) while an engineering analysis of how Valley Water's dams would perform under a major seismic event is completed and appropriate corrective actions are implemented.

On November 26, 2010, the Board was informed that Anderson Dam will require a seismic retrofit and the operating restriction was increased to 45 feet below the crest of the dam. Since this briefing, a consultant has determined that a magnitude 7.2 Maximum Credible Earthquake on nearby Calaveras Fault could cause a deformation (slumping) of the dam crest by 25 feet. The Anderson Dam Seismic Retrofit Project was initiated in January 2011. While work on the project was underway, Valley Water received a directive on February 20, 2020 from the Federal Energy Regulatory

Water Supply Capital Improvements

Commission to implement interim risk reduction measures, including the Anderson Dam Tunnel Project to construct a diversion to augment the existing outlet.

Valley Water completed a seismic stability evaluation of Almaden, Calero, and Guadalupe Dams in late 2010. Almaden Dam was found to be seismically stable; however both Calero and Guadalupe Dams will require seismic retrofitting to meet DSOD performance criteria. A project was initiated in fiscal year 2013 to address the Calero and Guadalupe Dams retrofit needs. A separate capital project to address outlet and spillway improvements at Almaden Dam is continuing. Seismic stability evaluations were conducted at Lenihan and Stevens Creek Dams. Both were found to be seismically stable.

In April 2017, the Governor of California ordered detailed evaluations of large spillway structures at all high-hazard dams. Spillway evaluations are required on 9 of Valley Water's 10 dams. The spillway evaluation for 7 dams have been incorporated into existing projects and a separate contract for the spillway evaluation of the Lenihan and Stevens Creek dams has been formed.

Valley Water is partnering with Pacheco Pass Water District and San Benito County Water District for the Pacheco Reservoir Expansion Project. This Project will encompass the acquisition and expansion of this reservoir from 6,000 AF to 140,000 AF and will provide water quality benefits, operational flexibility, emergency storage, flood protection, and ecosystem benefits. On July 24, 2018, the California Water Commission awarded \$484.55 million to support the project, including an early funding award of \$24.2 million. In February 2021, the maximum conditional eligibility determination was increased to \$496.7 million to reflect an inflation adjustment of 1%.

The key driver for Water Supply projects is the Water Supply Master Plan, which includes three strategies to ensure sustainability: secure water supply; expand water supply through water conservation, stormwater capture and potable reuse projects; and optimize existing infrastructure.

Major Capital Improvements Identified in the CIP:

Storage:

- Almaden Dam Improvements
- Anderson Dam Seismic Retrofit
- Calero Dam Seismic Retrofit
- Guadalupe Dam Seismic Retrofit
- Pacheco Reservoir Expansion
- Dam Seismic Stability Evaluation
- Coyote Pumping Plant ASD Replacement
- Coyote Warehouse
- Small Capital Improvements, San Felipe Reaches 1-3

Transmission:

- 10-Year Pipeline Rehabilitation
- FAHCE Implementation
- Vasona Pumping Station Upgrade
- Almaden Valley Pipeline Replacement
- Distribution System Implementation Project
- IRP2 Additional Line Valves (A3)
- Pacheco/Santa Clara Conduit Right of Way Acquisition
- SCADA Implementation Project
- Small Capital Improvements, Raw Water Transmission
- Small Capital Improvements, Treated Water Transmission
- Treated Water Isolation Valves

Water Treatment Plants (WTP):

- Penitencia WTP Residuals Management
- Rinconada WTP Residuals Remediation
- Rinconada WTP Reliability Improvement
- Santa Teresa WTP Filter Media Replacement
- WTP Electrical Improvement
- Small Capital Improvements, Water Treatment
- WTP Implementation Project

Recycled Water:

- Expedited Purified Water Program
- South County Recycled Water Pipeline
- Land Rights - South County Recycled Water Pipeline

Water Supply Capital Improvements

CIP PLANNING PROCESS AND FINANCIAL ANALYSIS

The annual CIP Planning Process starts with collecting information on proposed new capital projects in July, followed by the validation of proposed new projects, preliminary scoping, review and financial analyses to produce a Draft CIP in February.

The Board then authorizes release of the Draft CIP to the public and local municipalities for review, conducts a public hearing, and approves the resolution to adopt the Final CIP in May.

Based on the feedback from the FY 2006-07 CIP and Board direction, a concerted effort was made to develop a multi-year water charge structure that would support the priority work of the water utility business. Staff analyzed both immediate requirements and anticipated future needs to support operations and the continued appropriations for capital investment needed to maintain infrastructure and comply with water quality regulations. Each year staff reviews Board priorities, the financial needs of the Water Utility Enterprise Fund, current political and economic factors and updates the multi-year structure. The rate structure for the first year is recommended to the Board for adoption during the annual rate setting process.

While Valley Water has one Water Utility fund, Valley Water has multiple zones of benefit for the purposes of setting groundwater production charges. The North County Zone is very different from the South County Zone in that the water infrastructure is substantially separate and distinct with an entirely different cost of providing service. For example the north zone overlays the Santa Clara groundwater subbasin and is much more densely populated, requiring a large amount of imported water from outside the county to provide a reliable water supply. To receive, filter and distribute the imported water, Valley Water chose to build three water treatment plants and a network of raw water and treated water distribution pipelines many decades ago. Conversely, the South County overlays the Coyote Valley (southern Santa Clara subbasin) and the Llagas groundwater subbasins and is more sparsely populated.

South County communities rely almost entirely on groundwater, with small amounts of raw surface water and recycled water. A small amount of recycled water is served in the Gilroy area. No treated water is served in South County, so water utility infrastructure primarily supports the storage and distribution of local and imported surface water for groundwater recharge.

The financial analysis of the Water Utility Enterprise Fund, the funding source for the water supply capital improvements, is conducted in conjunction with the groundwater production charge process.

After reviewing a number of scenarios, on January 10, 2022, Valley Water's Board of Directors has preliminarily approved staff-proposed changes in the municipal and industrial (M&I) groundwater production charges for FY 2022-23 of 15% in North County Zone W-2, 5.2% in South County Zone W-5, 10.3% in South County Zone W-7, and 8% for South County Zone W-8.

Significant Project Updates From Prior Year

Listed below are the changes to projects from the FY 2022-26 Adopted CIP:

- The Pacheco Reservoir Expansion Project has decreased in cost by \$58.18 million due to an update to the phase costs, therefore inflation adjustments reduced the overall inflated total project cost.
- The Anderson Dam Seismic Retrofit Project has increased in cost by \$588.75 million due to the Federal Energy Regulatory Commission (FERC) projects scope updates in the Anderson Dam Project.
- The Purified Water Project has increased in cost by \$113.18 million due to the addition of a second option to transfer treated effluent from the City of Palo Alto and the additional preliminary investigations to include this effluent transfer option. This program is planned to be delivered via a Public-Private Partnership (P3).
- The Rinconada Water Treatment Plant Reliability Improvement Project has increased in cost by \$101.80 million due to the increase in construction costs to complete Phases 3-6.

Water Supply Capital Improvements

- The Rinconada Water Treatment Plant Residuals Remediation/Management Project has increased in cost by \$11.08 million due to schedule changes and to accommodate equipment rental. Costs for construction have increased due to a higher-than-estimated contract bid.
- The Almaden Valley Pipeline Project has increased in cost by \$20.57 million to accommodate the future fiscal year expenditures at the end of the CIP's 15-year projection. The 21-year total Project plan was initiated in FY21, and the CIP only provides a 15-year projection. Each CIP cycle will add the upcoming fiscal year expenditure plan until all 21 years of the total Project plan are incorporated into the CIP.
- The Coyote Pumping Plant ASD Replacement Project has increased in cost by \$11.77 million due to the Project schedule update to accommodate the Project delivery using the progressive design-build method and increases to the construction cost estimates based upon current market conditions, including supply chain disruptions.

- The South County Recycled Water Pipeline Project has increased in cost by \$2.72 million due to changes in the Project scope and schedule. The Project schedule was extended by two years due to NEPA clearance delays and delays in the project advertisement for construction bids. The project scope changed due to a switch from high density polyethylene pipe to welded steel pipe and additional real estate costs.

The majority of capital projects included in the 5-Year CIP are related to asset management, which replaces aging equipment and facilities, infrastructure reliability, which protects the county's baseline water supply, or Advanced Purified Water, which produces a drought-resilient source of water.

Valley Water is currently engaged in several critical studies related to understanding the conditions of various water supply facilities and meeting future water supply needs of the county. This effort included updating the Water Supply Master Plan, which was approved by the Board on November 20, 2019.



Water Supply Capital Improvements

The following table is a project funding schedule for water supply capital improvements resulting from this year's financial analysis. Detailed information for each project can be found in this document on the following pages in the order presented in this table. The chart also identifies partially funded projects and estimated unspent appropriation from FY 2021-22.

Water Supply Capital Improvements

Project Number	PROJECT NAME	Through FY21	FY22	FY22 Unspent	FY23	FY24	FY25	FY26	FY27	FY27-36	TOTAL
STORAGE FACILITY											
91854001	Almaden Dam Improvements	14,772	-	558	-	-	-	271	436	49,234	64,713
91864005s	Anderson Dam Seismic Retrofit (C1)	107,049	127,368	1	167,485	122,267	95,435	88,877	89,632	438,025	1,236,138
91084020s	Calero and Guadalupe Dams Seismic Retrofits	34,712	1,970	4,338	-	1,038	12,806	25,538	25,699	152,329	254,092
91234002	Coyote Pumping Plant ASD Replacement	4,368	-	382	9,294	12,532	1,068	78	-	-	27,340
91234011	Coyote Warehouse	9,645	73	-	126	-	-	-	-	-	9,844
91084019	Dam Seismic Stability Evaluation	22,588	65	-	418	437	5,649	417	436	932	30,942
91214010s	Small Capital Improvements, San Felipe Reach 1-3	n/a	4,517	-	2,532	2,251	996	107	3,778	64,589	78,770
91954002	Pacheco Reservoir Expansion Project (A1)	80,276	(8,450)	410	30,794	43,903	267,921	320,145	268,295	1,458,769	2,461,653
TRANSMISSION FACILITY											
95084002	10-Year Pipeline Rehabilitation (FY18-FY27)	72,234	16,243	4,151	14,176	20,782	8,754	7,683	181	-	140,053
92304001	Almaden Valley Pipeline Replacement Project	668	841	915	79	1,566	2,659	2,164	2,915	99,707	110,599
95044001	Distribution Systems Implementation Project	2,383	2,905	-	732	2,024	913	-	-	-	8,957
92C40357	FAHCE Implementation	-	-	-	-	-	4,739	4,379	14,691	121,299	145,108
26764001	IRP2 Additional Line Valves (A3)	2,278	344	-	1,246	3,652	3,293	3,370	2,155	200	16,538
92144001	Pacheco/Santa Clara Conduit Right of Way Acquisition	3,334	1,659	1,453	847	311	-	-	-	-	6,151
95044002	SCADA Implementation Project	1,365	2,384	1,255	1,571	1,150	-	-	-	-	6,470
92764009	Small Capital Improvements, Raw Water Transmission	n/a	2,572	-	1,010	1,303	4,607	239	-	3,408	13,139
94764006	Small Capital Improvements, Treated Water Transmission	n/a	131	-	302	302	114	50	-	306	1,205
94084007	Treated Water Isolation Valves	1,271	-	254	-	496	2,110	1,922	599	2,104	8,502
92264001	Vasona Pump Station Upgrade	3,113	715	1,465	922	16,963	555	-	-	-	22,268
TREATMENT FACILITY											
93234044	PWTP Residuals Management	683	1,593	-	1,857	1,555	9,802	18,254	9,300	-	43,044
93294051s	RWTP Residuals Remediation	56,484	5,351	5,501	18,397	191	-	-	-	-	80,423
93294057	RWTP Reliability Improvement	251,869	20,617	8,304	6,036	55,706	56,219	56,752	14,476	-	461,675
93294056	RWTP Treated Water Valves Upgrade	8,626	4	-	-	-	-	-	-	-	8,630
93764004	Small Capital Improvements, Water Treatment	-	10,911	-	4,612	6,885	3,204	3,403	5,316	19,331	53,662
93284013	STWTP Filter Media Replacement Project	647	2,813	1,052	6,070	5,280	-	-	-	-	14,810
93084004	Water Treatment Plant Electrical Improvement Project	642	884	-	2,412	5,695	1,993	-	-	-	11,626
93044001	WTP Implementation Project	1,394	3,278	-	732	3,197	856	-	-	-	9,457
RECYCLED WATER FACILITY											
91304001s	Expedited Purified Water Program (EPWP)	27,109	2,949	-	33,700	35,384	170,853	153,454	151,338	156,193	730,980
91094001	Land Rights - South County Recycled Water PL	203	350	-	3,260	3,451	-	-	-	-	7,264
91094007s	South County Recycled Water Pipeline	36,805	15,310	8,756	7,703	425	-	-	-	-	60,243
TOTAL		744,518	217,397	38,795	316,313	348,746	654,546	687,103	589,247	2,566,426	6,124,296

FY 2021-22 Funds to be reappropriated

Water Supply Capital Improvements

The following table shows funding requirements from each funding source for water supply capital.

Water Supply - Funding Source (\$K)

Fund Number	FUND NAME	Through FY21	FY22	FY22 Unspent	FY23	FY24	FY25	FY26	FY27	FY28-37	TOTAL
61	Water Utility Enterprise Fund	742,240	217,053	38,795	315,067	345,094	651,253	683,733	587,092	2,566,226	6,107,758
26	Safe, Clean Water and Natural Flood Protection Fund	2,278	344	0	1,246	3,652	3,293	3,370	2,155	200	16,538
TOTAL		744,518	217,397	38,795	316,313	348,746	654,546	687,103	589,247	2,566,426	6,124,296

FY 2021-22 Funds to be reappropriated

Project	Almaden Dam Improvements
Program	Water Supply – Storage
Project No.	91854001
Contact	Christopher Hakes chakes@valleywater.org



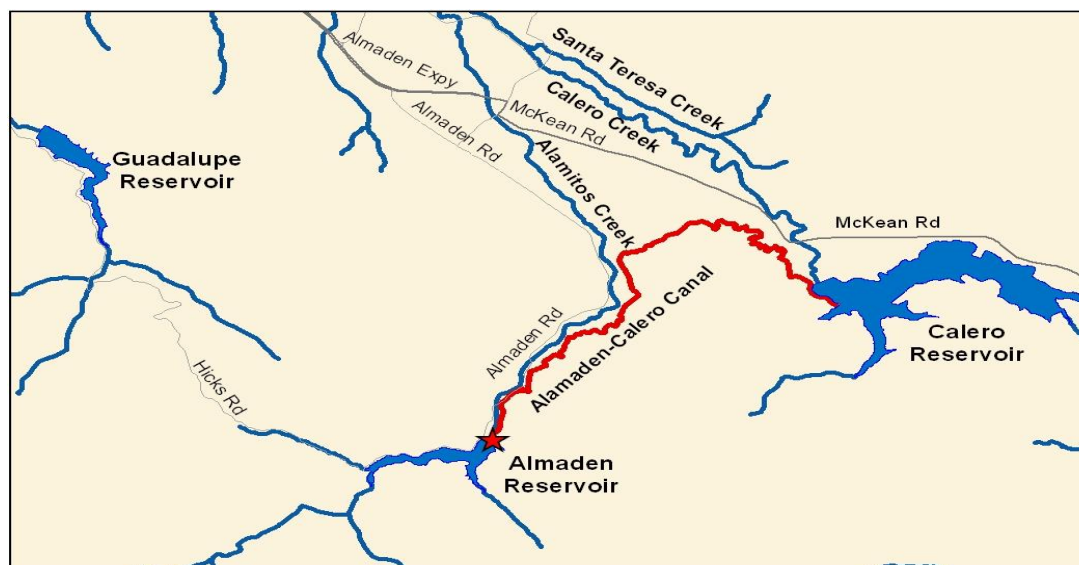
Aerial view of Almaden Dam and spillway, and part of the reservoir

PROJECT DESCRIPTION

This project plans, designs, and constructs improvements to the Almaden Dam outlet works to accomplish the following objectives:

- ♦ Modify or construct a new intake structure, capable of releasing 246 cubic feet-per-second of water without flushing of sediments through the outlet works.
- ♦ Correct existing problems with the outlet energy dissipation structure, piping and valves.
- ♦ Restore operational capacity to the Almaden-Calero Canal and stabilize and improve maintenance access.

PROJECT LOCATION



★ Project Location

SCHEDULE & STATUS

July 1995 to June 2031

Phase	Cost	FY 22	FY 23	FY 24	FY 25	FY 26	FY 27	FY 28	FY 29	FY 30	FY 31	FY 32
Plan	5,415											
Design	4,924											
Construct	37,633											
Closeout	4											
	53,615											

EXPENDITURE SCHEDULE

(in thousands \$)

	Actuals Thru	Planned Expenditures							Total
Project	FY21	FY22	FY23	FY24	FY25	FY26	FY27	Future	
91854001-Almaden Dam Improvements	13,964	250	52	50	303	316	350	38,330	53,615
with inflation	13,964	250	52	55	346	377	436	49,233	64,713

Actuals include project expenditures, and encumbrances.

FUNDING SCHEDULE

(in thousands \$)

	Budget Thru	Adj. Budget	Est. Unspent	Planned Funding Requests					Total
Project	FY21	FY22	FY23	FY24	FY25	FY26	FY27	Future	
91854001-Almaden Dam Improvements	14,772	0	558	0	0	0	271	436	64,713

Adjusted Budget includes adopted budget plus approved budget adjustments.

FUNDING SOURCES

(in thousands \$)

SCVWD Water Utility Enterprise Fund	64,713
Other Funding Source	0
Total	64,713

OPERATING COST IMPACTS

The completion of this project is anticipated to decrease operating costs by approximately \$2,000 per year, beginning in FY31. Manually flushing the control valves during the winter months to remove silt will no longer be required.

USEFUL LIFE: 50+ Years

Project	Anderson Dam Seismic Retrofit (C1)
Program	Water Supply – Storage
Project No.	91864005
Contact	Christopher Hakes chakes@valleywater.org



Aerial view of Anderson Dam, spillway, and part of the reservoir

PROJECT DESCRIPTION

This project plans, designs, and constructs seismic retrofit or replacement of outlet works at Anderson Dam, pending completion of a field investigation that will determine whether the Coyote Fault is seismically active. Seismic stability improvements will accomplish the following objectives:

- ♦ Resolve seismic stability deficiencies to ensure public safety.
- ♦ Restore lost reservoir storage capacity resulting from the operational restriction issued by Division of Safety of Dams (DSOD).
- ♦ Resolve the DSOD/FERC (Federal Energy Regulatory Commission) requirements in a timely manner.

In accordance with Federal regulations, this project includes the construction of subprojects as part of the Federal Energy Regulatory Commission Order Compliance Project (FOCP). These are:

- ♦ FOCP Anderson Dam Tunnel;
- ♦ FOCP Coyote Percolation Dam Replacement;
- ♦ FOCP Cross Valley Pipeline Extension;
- ♦ FOCP Coyote Creek Flood Management Measure; and
- ♦ FOCP Coyote Creek Stream Augmentation Fish Protection Measure.

This project meets the commitments of the voter approved Safe, Clean Water Program (SCW), Project C1. For a full description of the SCW benefits and KPI's, please visit www.valleywater.org.

PROJECT LOCATION



SCHEDULE & STATUS

January 2011 to June 2032

Phase	Cost	FY 22	FY 23	FY 24	FY 25	FY 26	FY 27	FY 28	FY 29	FY 30	FY 31	FY 32
Plan	52,357											
Design	141,475											
Construct	970,025											
Closeout	1,100											
1,190,213												

EXPENDITURE SCHEDULE

(in thousands \$)

	Actuals Thru	Planned Expenditures							Total
Project	FY21	FY22	FY23	FY24	FY25	FY26	FY27	Future	
91864005-Anderson Dam Seismic Retrofit	107,480	126,937	167,485	115,852	92,295	85,120	85,120	409,923	1,190,213
with inflation	107,480	126,937	167,485	122,267	95,435	88,877	89,632	438,025	1,236,137

Actuals include project expenditures, and encumbrances.

FUNDING SCHEDULE

(in thousands \$)

	Budget Thru	Adj. Budget	Est. Unspent	Planned Funding Requests					Total
Project	FY21	FY22		FY23	FY24	FY25	FY26	FY27	Future
91864005-Anderson Dam Seismic Retrofit	107,049	127,368	1	167,485	122,267	95,435	88,877	89,632	438,025
									1,236,137

Adjusted Budget includes adopted budget plus any planned budget adjustments.

FUNDING SOURCES

(in thousands \$)

SCVWD Water Utility Enterprise Fund	1,168,084
SCVWD Safe Clean Water Fund	68,053
Other Funding Sources	0
Total	1,236,137

OPERATING COST IMPACTS

The completion of this project is not anticipated to increase or decrease annual operating costs, as the project does not significantly alter the existing facilities or modes of operation.

USEFUL LIFE: 50+ Years

Project Calero and Guadalupe Dams Seismic Retrofits

Program Water Supply - Storage

Project No. 91084020 & 91894002

Contact Christopher Hakes chakes@valleywater.org



Aerial view of the Calero Dam and reservoir



Aerial view of the Guadalupe Dam, spillway, and part of the reservoir

PROJECT DESCRIPTION

Project 91084020: This project performs planning (engineering and environmental) for the Calero and Guadalupe Dams.

Project 91894002: This project designs and constructs improvements to Guadalupe Dam.

The projects will accomplish the following objectives:

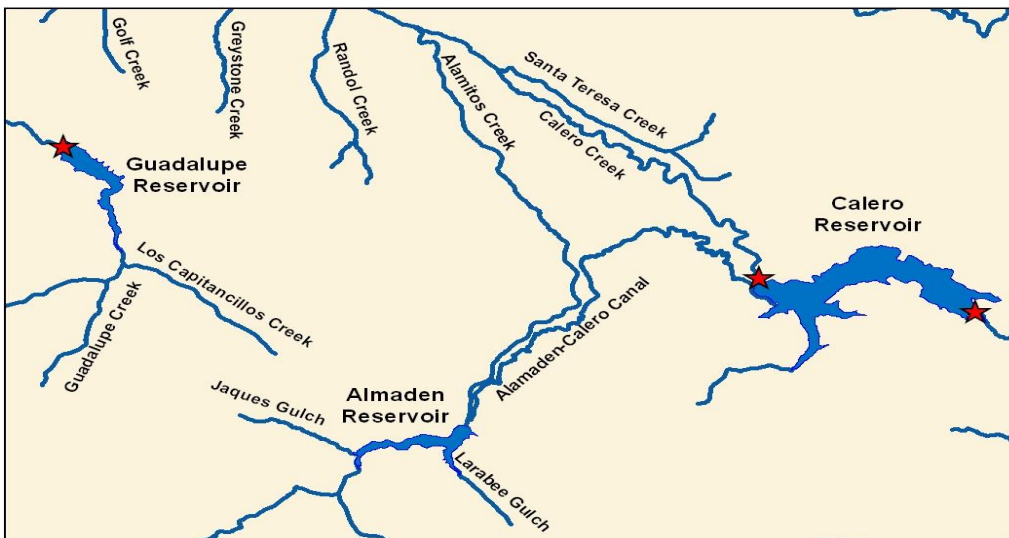
Calero Dam

- Stabilize the embankment to withstand a Maximum Credible Earthquake (MCE).
- Modify or replace the outlet works if determined to be inadequate.
- Modify the spillway or increase the freeboard of the dam for safe passage of the Probable Maximum Flood (PMF).
- Provide modifications that do not preclude potential future expansion of dam and reservoir to provide additional reservoir storage.
- Remove or relocate the Bailey Ranch structures and breach Fellow's Dike.

Guadalupe Dam

- Stabilize the embankment to withstand a MCE.
- Implement improvements as necessary for the dam system to safely pass the PMF.
- Ensure that the outlet works and hydraulic control system meet the Division of Safety of Dams requirements.
- Relocate the intake structure out of the upstream berm in a timely manner.
- Incorporate other measures to address seismic and other dam safety deficiencies that are identified through the Project delivery process.

PROJECT LOCATION



★ Project Location

SCHEDULE & STATUS

July 2012 to January 2028

Phase	Cost	FY 22	FY 23	FY 24	FY 25	FY 26	FY 27	FY 28	FY 29	FY 30	FY 31	FY 32
Plan	11,637											
Design	9,561											
Construct	63,263											
Closeout	72											
	87,880											

EXPENDITURE SCHEDULE

(in thousands \$)

	Actuals Thru	Planned Expenditures							Total
Project	FY21	FY22	FY23	FY24	FY25	FY26	FY27	Future	
91084020 - Calero and Guadalupe Dams Seismic Retrofits-Planning	9,147	1,970	1,672	743	0	0	0	0	13,532
with inflation	9,147	1,970	1,672	811	0	0	0	0	13,600
91894002 - Guadalupe Dam Seismic Retrofit-Design & Construct	9,647	473	307	500	11,600	23,000	23,000	5,822	74,349
with inflation	9,647	473	307	546	12,806	25,538	25,699	6,561	81,576
TOTAL	18,794	2,443	1,979	1,243	11,600	23,000	23,000	5,822	87,880
with inflation	18,794	2,443	1,979	1,357	12,806	25,538	25,699	6,561	95,176

Actuals include project expenditures, and encumbrances.

FUNDING SCHEDULE

(in thousands \$)

	Budget Thru	Adj. Budget	Est. Unspent	Planned Funding Requests						Total
Project	FY21	FY22		FY23	FY24	FY25	FY26	FY27	Future	
91084020 - Calero and Guadalupe Dams Seismic Retrofits-Planning	10,837	1,970	1,690	0	793	0	0	0	0	13,600
91894002 - Guadalupe Dam Seismic Retrofit-Design & Construct	10,728	0	608	0	245	12,806	25,538	25,699	6,561	81,576
TOTAL	21,565	1,970	2,299	0	1,038	12,806	25,538	25,699	6,561	95,176

Adjusted Budget includes adopted budget plus approved budget adjustments.

FUNDING SOURCES

(in thousands \$)

SCVWD Water Utility Enterprise Fund	95,176
Other Funding Source	0
Total	95,176

OPERATING COST IMPACTS

Operating cost impacts are anticipated and will be determined during the planning phase.

USEFUL LIFE: 50+ Years

Project	Calero Dam Seismic Retrofit-Design & Construction
Program	Water Supply – Storage
Project No.	91874004
Contact	Christopher Hakes chakes@valleywater.org



Aerial view of the Calero Dam and reservoir

PROJECT DESCRIPTION

This project designs and constructs improvements to the Calero Dam to accomplish the following objectives:

- Stabilize the embankment to withstand a Maximum Credible Earthquake.
- Modify or replace the outlet works if determined to be inadequate.
- Modify the spillway or increase the freeboard of the dam for safe passage of the Probable Maximum Flood.
- Provide modifications that do not preclude potential future expansion of dam and reservoir to provide additional reservoir storage.
- Remove or relocate the Bailey Ranch structures and breach Fellow's Dike.

PROJECT LOCATION



★ Project Location

SCHEDULE & STATUS

January 2015 to June 2035

Phase	Cost	FY 22	FY 23	FY 24	FY 25	FY 26	FY 27	FY 28	FY 29	FY 30	FY 31	FY 32
Plan	8											
Design	13,633											
Construct	103,502											
Closeout	8											
	117,290											

EXPENDITURE SCHEDULE

(in thousands \$)

	Actuals Thru	Planned Expenditures							Total
Project	FY21	FY22	FY23	FY24	FY25	FY26	FY27	Future	
91874004 - Calero Dam Seismic Retrofit-Design & Construct	10,898	209	105	80	30	30	30	105,908	117,290
with inflation	10,898	209	105	87	34	36	37	147,509	158,916

Actuals include project expenditures, and encumbrances.

FUNDING SCHEDULE

(in thousands \$)

	Budget Thru	Adj. Budget	Est. Unspent	Planned Funding Requests						Total
Project	FY21	FY22		FY23	FY24	FY25	FY26	FY27	Future	
91874004 - Calero Dam Seismic Retrofit-Design & Construct	13,147	0	2,040	0	0	0	0	0	145,769	158,916

Adjusted Budget includes adopted budget plus approved budget adjustments.

FUNDING SOURCES

(in thousands \$)

SCVWD Water Utility Enterprise Fund	158,916
Other Funding Source	0
Total	158,916

OPERATING COST IMPACTS

Operating cost impacts are anticipated and will be determined during the design phase.

USEFUL LIFE: 50+ Years

Project	Coyote Pumping Plant ASD Replacement
Program	Water Supply – Storage
Project No.	91234002
Contact	Heath McMahon hcmahon@valleywater.org



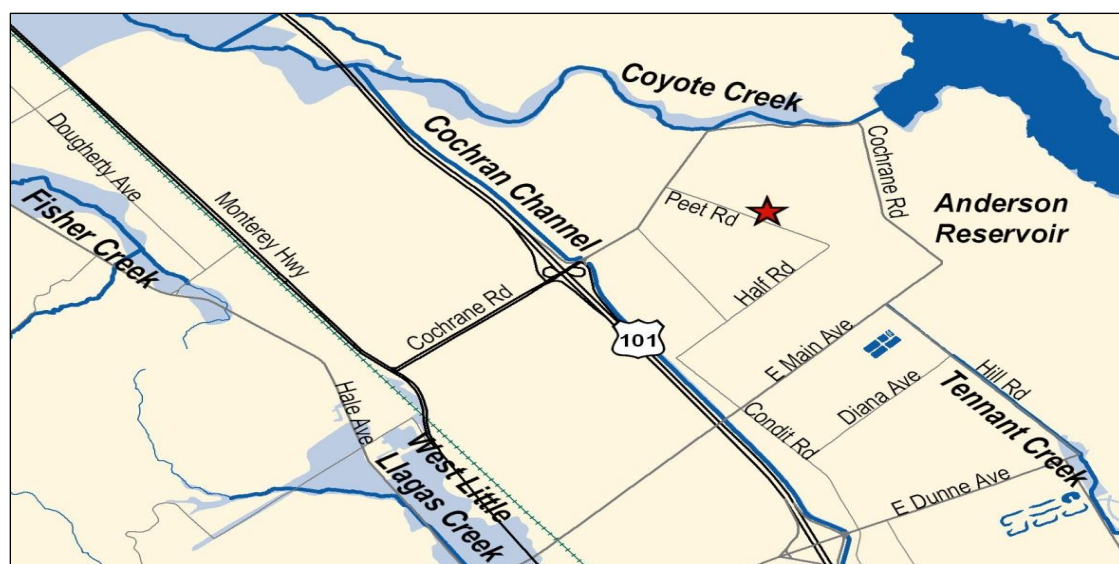
ASD motors at the Coyote Pumping Plant

PROJECT DESCRIPTION

This project plans, designs, and constructs improvements to the Coyote Pumping Plant Adjustable Speed Drives (ASD) to accomplish the following objectives:

- ♦ Replace existing outdated and unsupported ASDs with the latest technology.
- ♦ Modify/convert existing six wound rotor motors to be compatible with new stator fed ASD.
- ♦ Upgrade the heating, ventilation and air conditioning system to support the additional cooling requirements.
- ♦ Modify/upgrade supervisory control and data acquisition control and instrumentation systems, and control strategy to support the new ASDs.
- ♦ Replace two main medium voltage circuit breakers and one medium voltage tie circuit breaker (switch) which are at the end of service life.
- ♦ Replace motor control equipment line-up with new switchgears.
- ♦ Installation of a pump motor vibration and a power monitoring system and motor control center.

PROJECT LOCATION



★ Project Location

SCHEDULE & STATUS

July 2017 to November 2025

Phase	Cost	FY 21	FY 22	FY 23	FY 24	FY 25	FY 26	FY 27	FY 28	FY 29	FY 30	FY 31
Plan	732											
Design	3,936											
Construct	20,771											
Closeout	65											
	26,432											

EXPENDITURE SCHEDULE

(in thousands \$)

	Actuals Thru	Planned Expenditures							Total
Project	FY21	FY22	FY23	FY24	FY25	FY26	FY27	Future	
91234002-Coyote Pumping Plant ASD Replacement	2,141	1,845	9,676	11,735	970	65	0	0	26,432
with inflation	2,141	1,845	9,676	12,532	1,068	78	0	0	27,339

Actuals include project expenditures, and encumbrances.

FUNDING SCHEDULE

(in thousands \$)

	Budget Thru	Adj. Budget	Est. Unspent	Planned Funding Requests						Total
Project	FY21	FY22		FY23	FY24	FY25	FY26	FY27	Future	
91234002-Coyote Pumping Plant ASD Replacement	4,368	0	382	9,294	12,532	1,068	78	0	0	27,339

Adjusted Budget includes adopted budget plus approved budget adjustments.

FUNDING SOURCES

(in thousands \$)

SCVWD Water Utility Enterprise Fund	27,339
Other Funding Sources	0
Total	27,339

OPERATING COST IMPACTS

The completion of this project is anticipated to decrease operating costs by approximately \$60,000 per year beginning in FY26.

USEFUL LIFE: Not Available

Project	Coyote Warehouse
Program	Water Supply - Storage
Project No.	91234011
Contact	Heath McMahon hcmahon@valleywater.org



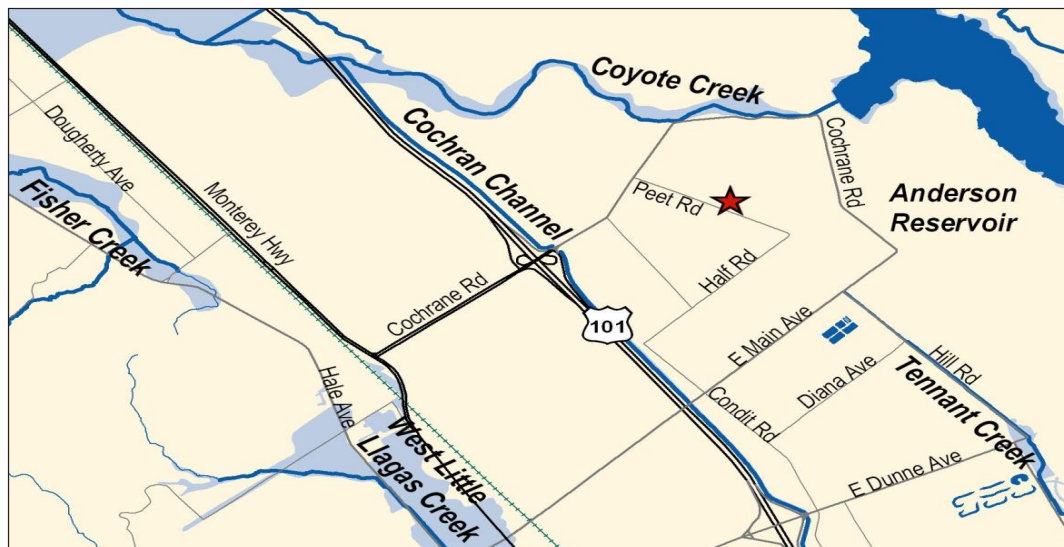
Newly constructed warehouse will be used to secure equipment and spare parts

PROJECT DESCRIPTION

This project plans, designs, and constructs the Coyote Warehouse to accomplish the following objectives:

- Provide suitable storage space for pipeline spare parts and appurtenances, and to protect such materials from weather.
- Improve Valley Water's staff efficiency and effectiveness in pipeline maintenance work.

PROJECT LOCATION



★ Project Location

SCHEDULE & STATUS

July 2015 to June 2023

Phase	Cost	FY 22	FY 23	FY 24	FY 25	FY 26	FY 27	FY 28	FY 29	FY 30	FY 31	FY 32
Plan	157											
Design	781											
Construct	7,904											
Closeout	60											
	9,844											

EXPENDITURE SCHEDULE

(in thousands \$)

	Actuals Thru	Planned Expenditures							Total
Project	FY21	FY22	FY23	FY24	FY25	FY26	FY27	Future	
91234011-Coyote Warehouse	9,642	76	126	0	0	0	0	0	9,844
with inflation	9,642	76	126	0	0	0	0	0	9,844

Actuals include prroject expenditures, and encumbrances.

FUNDING SCHEDULE

(in thousands \$)

	Budget Thru	Adj. Budget	Est. Unspent	Planned Funding Requests					Total
Project	FY21	FY22	FY23	FY24	FY25	FY26	FY27	Future	
91234011-Coyote Warehouse	9,645	73	0	126	0	0	0	0	9,844

Adjusted Budget includes adopted budget plus approved budget adjustments.

FUNDING SOURCES

(in thousands \$)

SCVWD Water Utility Enterprise Fund	9,844
Other Funding Sources	0
Total	9,844

OPERATING COST IMPACTS

Operating cost impacts will be determined upon completion of the construction phase.

USEFUL LIFE: 50 years

Project	Dam Seismic Stability Evaluations
Program	Water Supply – Storage
Project No.	91084019
Contact	Christopher Hakes chakes@valleywater.org



Field exploration for seismic stability evaluations

PROJECT DESCRIPTION

This project conducts preliminary planning (seismic stability evaluation) for nine dams to accomplish the following objectives:

- ♦ Address seismic stability issues.
- ♦ Provide for public safety.
- ♦ Ensure operational availability of reservoirs.
- ♦ Address protection of the assets.

This project funds preliminary planning activities to determine the need for seismic stability improvements for eight of the nine dams identified on the map below. The evaluations for Almaden, Calero, Guadalupe, Lenihan, and Stevens Creek Dams have been completed as part of this project, while the evaluations for Coyote, Chesbro and Uvas are scheduled to continue through 2029. (The seismic stability evaluation for Anderson Dam was completed in a separate project.) Planning, design, and construction of identified seismic improvements, will be funded in the future as site-specific projects.

PROJECT LOCATION



★ Project Location

SCHEDULE & STATUS

August 2009 to June 2029

Phase	Cost	FY22	FY23	FY24	FY25	FY26	FY27	FY28	FY29	FY30	FY31	FY32
Plan	29,821											
Design	-											
Construct	-											
Closeout	-											
	29,821											

EXPENDITURE SCHEDULE

(in thousands \$)

	Actuals Thru	Planned Expenditures							Total
Project	FY21	FY22	FY23	FY24	FY25	FY26	FY27	Future	
91084019-Dam Seismic Stability Evaluations	22,087	566	418	400	4,950	350	350	700	29,821
with inflation	22,087	566	418	437	5,649	417	436	932	30,942

Actuals include project expenditures, and encumbrances.

FUNDING SCHEDULE

(in thousands \$)

	Budget Thru	Adj. Budget	Est. Unspent	Planned Funding Requests						Total
Project	FY21	FY22		FY23	FY24	FY25	FY26	FY27	Future	
91084019-Dam Seismic Stability Evaluations	22,588	65	0	418	437	5,649	417	436	932	30,942

Adjusted Budget includes adopted budget plus approved budget adjustments.

FUNDING SOURCES

(in thousands \$)

SCVWD Water Utility Enterprise Fund	30,942
Other Funding Source	0
Total	30,942

OPERATING COST IMPACTS

The completion of this project is not anticipated to increase or decrease annual operating costs, as the project does not significantly alter the existing facilities or modes of operation.

USEFUL LIFE: 50+ Years

Project	Pacheco Reservoir Expansion Project (A1)
Program	Water Supply – Storage
Project No.	91954002
Contact	Christopher Hakes chakes@valleywater.org



Aerial view of Pacheco Reservoir

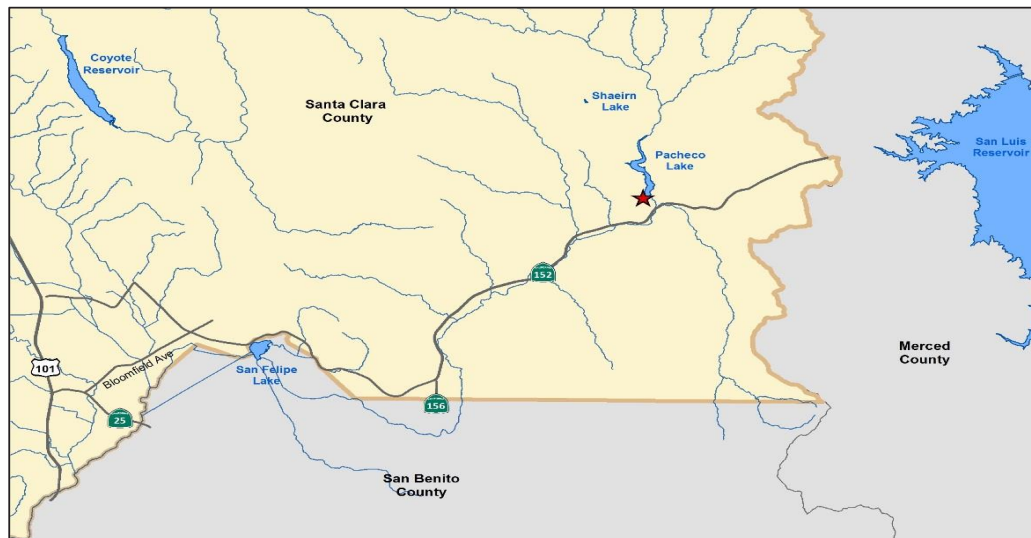
PROJECT DESCRIPTION

This project will include expanding the storage capacity of the existing Pacheco Reservoir to 140,000 acre-feet through construction and operation of a new dam, conveyance facilities, and related appurtenant structures. The project objectives include:

- ♦ Increase suitable habitat in Pacheco Creek for federally threatened steelhead.
- ♦ Increase water supply reliability to help meet municipal and industrial water demands in Santa Clara County during drought periods and emergencies, or to address shortages due to regulatory and environmental restrictions.
- ♦ Develop water supplies for environmental water management that support habitat management and other environmental water needs.

This project meets the commitments of the voter approved Safe, Clean Water Program (SCW), Project A1. For a full description of the SCW benefits and KPI's, please visit www.valleywater.org.

PROJECT LOCATION



★ Project Location

SCHEDULE & STATUS

December 2018 to September 2032

Phase	Cost	FY 22	FY 23	FY 24	FY 25	FY 26	FY 27	FY 28	FY 29	FY 30	FY 31	FY 32
Plan	41,626											
Design	110,239											
Construct	2,033,138											
Closeout	360											
	2,206,072											

EXPENDITURE SCHEDULE

(in thousands \$)

	Actuals Thru	Planned Expenditures							Total
Project	FY21	FY22	FY23	FY24	FY25	FY26	FY27	Future	
91954002-Pacheco Reservoir Expansion Project (A1)	56,005	15,411	31,204	40,203	241,223	287,737	241,331	1,292,958	2,206,072
with inflation	56,005	15,411	31,204	43,903	267,921	320,145	268,295	1,458,769	2,461,652

Actuals include project expenditures, and encumbrances.

FUNDING SCHEDULE

(in thousands \$)

	Budget Thru	Adj. Budget	Est. Unspent	Planned Funding Requests					Total
Project	FY21	FY22	FY23	FY24	FY25	FY26	FY27	Future	
91954002-Pacheco Reservoir Expansion Project (A1)	80,276	-8,450	410	30,794	43,903	267,921	320,145	268,295	1,458,769

Adjusted Budget includes adopted budget plus approved budget adjustments.

FUNDING SOURCES

(in thousands \$)

SCVWD Water Utility Enterprise Fund	1,267,242
California Water Commission	496,664
SCVWD Safe Clean Water Fund - Measure S	10,000
Partnership Contributions (Unsecured)	687,746
Total	2,461,652

OPERATING COST IMPACTS

Operating cost impacts are anticipated and will be determined during the design phase.

USEFUL LIFE: TBD

Project	Small Capital Improvements, San Felipe
Program	Water Supply – Storage
Project No.	91214010s
Contact	Greg Williams gwilliams@valleywater.org



Example of bacterial corrosion on a suction wear ring of an impeller

PROJECT DESCRIPTION

This project provides resources for the improvement of small capital investments that replace or extend the life of an asset. This project implements a systematic approach to the renewal and replacement of equipment at facilities within the San Felipe Division, by designing and constructing improvements identified through Valley Water's 10-year asset management program. Infrastructure within this project includes tunnels, large diameter pipelines, valve structures, pumps, and associated support equipment. Reach 1 renewal and replacement activities are conducted in coordination and cooperation with San Felipe Division Reach 1 contractors and other agencies. Planned projects for FY23 include:

- 91214010 Reach 1: Installation of a fire suppression system; electrical current limit fuse & hydraulic valve operating system (HVOS) upgrade.
- 91224010 Reach 2: Calaveras Fault Inlet/Calaveras Fault Outlet road access fix (culvert replacements).
- 91234010 Reach 3: Replace existing end-of-life staff trailers. Coyote Discharge Line – Replace meter vault instrumentation, Overhaul and recoat 2 pumps at Coyote Pumping Plant.
- All active projects have positive net present value savings at the time of the feasibility study and are subject to design phase validation.

PROJECT LOCATION



SCHEDULE & STATUS

This project is part of a regularly scheduled 10-year maintenance and asset management program. Traditional planning, design, and construction phases do not apply.

Phase	Cost
Plan	n/a
Design	n/a
Construct	n/a
Closeout	n/a
	n/a

FY 22	FY 23	FY 24	FY 25	FY 26	FY 27	FY 28	FY 29	FY 30	FY 31	FY 32

EXPENDITURE SCHEDULE

(in thousands \$)

	Actuals Thru	Planned Expenditures							Total
Project	FY21	FY22	FY23	FY24	FY25	FY26	FY27	Future	
91214010-Small Capital Improvements, San Felipe Reach 1	n/a	2,256	472	171	864	90	742	45,124	49,719
with inflation	n/a	2,256	472	187	986	107	925	63,792	68,725
91224010-Small Capital Improvements, San Felipe Reach 2	n/a	930	0	0	0	0	10	362	1,302
with inflation	n/a	930	0	0	0	0	12	489	1,431
91234010-Small Capital Improvements, San Felipe Reach 3	n/a	1,331	2,060	1,890	9	0	2,280	212	7,782
with inflation	n/a	1,331	2,060	2,064	10	0	2,841	309	8,616
TOTAL	0	4,517	2,532	2,061	873	90	3,032	45,698	58,803
with inflation	0	4,517	2,532	2,251	996	107	3,778	64,590	78,771

FUNDING SCHEDULE

(in thousands \$)

	Budget Thru	Adj. Budget	Est. Unspent	Planned Funding Requests						Total
Project	FY21	FY22		FY23	FY24	FY25	FY26	FY27	Future	
91214010-Small Capital Improvements, San Felipe Reach 1	n/a	2,256	0	472	187	986	107	925	63,792	68,725
91224010-Small Capital Improvements, San Felipe Reach 2	n/a	930	0	0	0	0	0	12	489	1,431
91234010-Small Capital Improvements, San Felipe Reach 3	n/a	1,331	0	2,060	2,064	10	0	2,841	309	8,616
TOTAL	0	4,517	0	2,532	2,251	996	107	3,778	64,590	78,771

Adjusted Budget includes adopted budget plus approved budget adjustments. Small Capital Improvement projects do not carry forward unspent funds from one fiscal year to the next. Unspent funds are returned to fund reserves at the close of each fiscal year and new funding is provided in the next fiscal year.

FUNDING SOURCES

(in thousands \$)


SCVWD Water Utility Enterprise Fund	59,966
San Benito County Water District	18,805
Total	78,771

OPERATING COST IMPACTS

The completion of this project is not anticipated to increase or decrease annual operating costs, as the project does not significantly alter the existing facilities or modes of operation.

USEFUL LIFE: Not Available

Project	10-Year Pipeline Inspection & Rehabilitation
Program	Water Supply – Transmission
Project No.	95084002
Contact	Heath McMahon hcmahon@valleywater.org



A typical rehabilitated line valve assembly

PROJECT DESCRIPTION

The project develops Valley Water's large diameter Pipeline Management Strategy and a 10-year program for implementation tasks associated with the strategy. This program involves the inspection, planning, and design activities required for renewal of Valley Water's large pipelines and tunnels. The project includes the following objectives:

- Perform dewatering and internal inspections of Valley Water's pipelines and tunnels.
- Renew distressed pipe sections as required. Renewal encompasses the actions of repair, rehabilitation, and replacement.
- Perform condition assessment, maintenance, repair, coating, and other activities as required.
- Replace line valves, flow meters, pipeline appurtenance assemblies, and piping as required.
- Improve system performance by installing cathodic protection systems, acoustic fiber optic monitoring of prestressed concrete cylinder pipe, and transient pressure monitoring systems.
- Development of a pipeline asset risk management system that includes geographic information system, databases, algorithms, models, data acquisition, program documents, and decision support systems.
- Update Valley Water's Pipeline Maintenance Program and its associated Programmatic Environmental Impact Report for future inspection and rehabilitation efforts to Valley Water's pipeline system.

The project schedule includes inspection and renewal work along the various pipelines and tunnels as identified below:

- 2022: Santa Clara Conduit Phase I, Santa Clara Tunnel, Pacheco Tunnel, Almaden Valley Pipeline
- 2023: Snell Pipeline, Santa Clara Conduit Phase II
- 2024: West Pipeline Phase I
- 2025: West Pipeline Phase II
- 2026: East Pipeline

PROJECT LOCATION



— Project Location

SCHEDULE & STATUS

July 2017 to June 2027

Phase	Cost	FY 22	FY 23	FY 24	FY 25	FY 26	FY 27	FY 28	FY 29	FY 30	FY 31	FY 32
Plan	2,370											
Design	19,565											
Construct	96,750											
Closeout	514											
	136,736											

EXPENDITURE SCHEDULE

(in thousands \$)

	Actuals Thru	Planned Expenditures							Total
Project	FY21	FY22	FY23	FY24	FY25	FY26	FY27	Future	
95084002-10-Year Pipeline Inspection & Rehabilitation	67,336	16,990	18,327	19,318	7,900	6,720	145	0	136,736
with inflation	67,336	16,990	18,327	20,782	8,754	7,683	181	0	140,053

Actuals include project expenditures, and encumbrances.

FUNDING SCHEDULE

(in thousands \$)

	Budget Thru	Adj. Budget	Est. Unspent	Planned Funding Requests						Total
Project	FY21	FY22		FY23	FY24	FY25	FY26	FY27	Future	
95084002-10-Year Pipeline Inspection & Rehabilitation	72,234	16,243	4,151	14,176	20,782	8,754	7,683	181	0	140,053

Adjusted Budget includes adopted budget plus any planned budget adjustment.

FUNDING SOURCES

(in thousands \$)

SCVWD Water Utility Enterprise Fund	140,053
Other Funding Sources	0
Total	140,053

OPERATING COST IMPACTS

The completion of this project is not anticipated to increase or decrease annual operating costs, as the project does not significantly alter the existing facilities or modes of operation.

USEFUL LIFE: 50+ Years

Project	Almaden Valley Pipeline Replacement
Program	Water Supply - Transmission
Project No.	92304001
Contact	Heath McMahon hcmahon@valleywater.org



Almaden Valley Pipeline Replacement work is underway

PROJECT DESCRIPTION

The Almaden Valley Pipeline (AVP) is a part of the Valley Water raw water delivery system. This pipeline is used to supply raw water to Valley Water's water treatment plants and groundwater recharge facilities. This pipeline provides access, with no redundancy, to local raw water sources from Valley Water's Anderson and Calero Reservoirs and imported water from the United States Bureau of Reclamation San Luis Reservoir and San Felipe system. The AVP was constructed in two major units/phases: Unit 1 was constructed in the 1960s and Unit 2 was constructed in the 1980s. The AVP is approximately 12 miles in length consisting of 72-inch up to 78-inch diameter prestressed concrete cylinder pipe (approximately 7.5 miles), welded steel pipe and bar wrapped pipe (approximately 4.2 miles).

PROJECT LOCATION



 Project Location

SCHEDULE & STATUS

July 2019 to November 2040

Phase	Cost	FY 22	FY 23	FY 24	FY 25	FY 26	FY 27	FY 28	FY 29	FY 30	FY 31	FY 32
Plan	8,373											
Design	11,977											
Construct	58,135											
Closeout	-											
	78,486											

EXPENDITURE SCHEDULE

(in thousands \$)

	Actuals Thru	Planned Expenditures							Total
Project	FY21	FY22	FY23	FY24	FY25	FY26	FY27	Future	
92304001-Almaden Valley Pipeline Replacement	12	582	994	1,434	2,330	1,815	2,339	68,980	78,486
with inflation	12	582	994	1,566	2,659	2,164	2,915	99,706	110,598

Actuals include project expenditures, and encumbrances.

FUNDING SCHEDULE

(in thousands \$)

	Budget Thru	Adj. Budget	Est. Unspent	Planned Funding Requests						Total
Project	FY21	FY22		FY23	FY24	FY25	FY26	FY27	Future	
92304001-Almaden Valley Pipeline Replacement	668	841	915	79	1,566	2,659	2,164	2,915	99,706	110,598

Adjusted Budget includes adopted budget plus approved budget adjustments.

FUNDING SOURCES

(in thousands \$)

SCVWD Water Utility Enterprise Fund	110,598
Other Funding Sources	0
Total	110,598

OPERATING COST IMPACTS

Operating cost impacts will be determined during the design phase.

USEFUL LIFE: 50+ Years

Project	Distribution System Implementation Project
Program	Water Supply - Transmission
Project No.	95044001
Contact	Samuel Bogale sbogale@valleywater.org

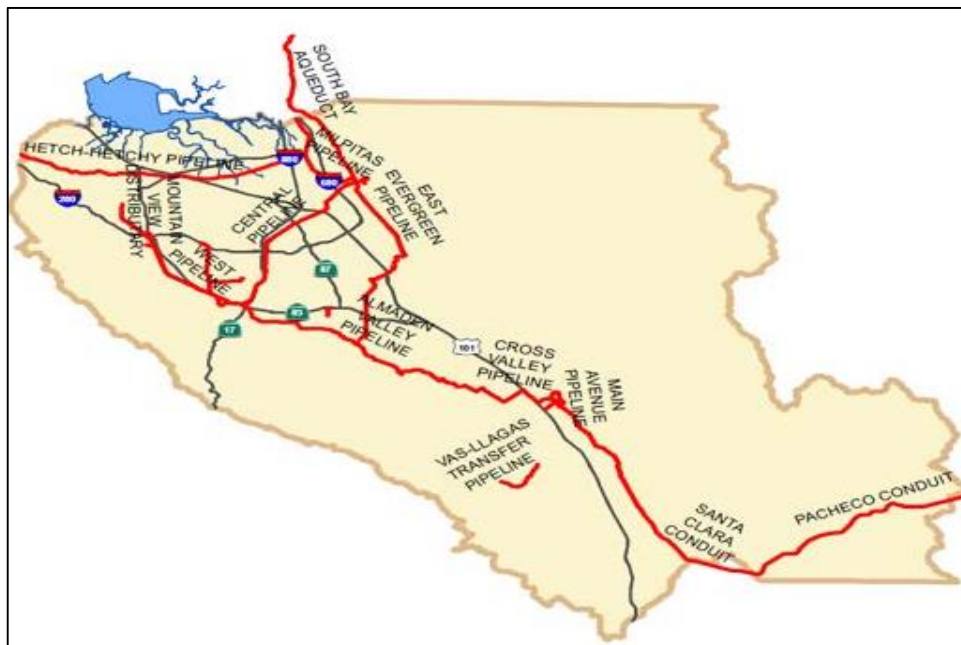


Distribution System Implementation Plan

PROJECT DESCRIPTION

This project will develop a comprehensive 30-year implementation plan to identify improvements to Valley Water's raw and treated water systems based on current demands, future growth, and emergencies. The project will optimize our raw and treated water distribution systems, evaluate retailer needs, recommend direct capital actions needed to protect existing distribution systems, and result in a programmatic EIR.

PROJECT LOCATION



— Project Location

SCHEDULE & STATUS

June 2020 to June 2025

Phase	Cost	FY 22	FY 23	FY 24	FY 25	FY 26	FY 27	FY 28	FY 29	FY 30	FY 31	FY 32
Plan	8,629											
Design	-											
Construct	-											
Closeout	-											
	8,673											

EXPENDITURE SCHEDULE

(in thousands \$)

	Actuals Thru	Planned Expenditures							Total
Project	FY21	FY22	FY23	FY24	FY25	FY26	FY27	Future	
95044001-Distribution System Implementation Project	385	4,903	732	1,853	800	0	0	0	8,673
with inflation	385	4,903	732	2,024	913	0	0	0	8,956

Actuals include project expenditures, and encumbrances.

FUNDING SCHEDULE

(in thousands \$)

	Budget Thru	Adj. Budget	Est. Unspent	Planned Funding Requests					Total
Project	FY21	FY22	FY23	FY24	FY25	FY26	FY27	Future	
95044001-Distribution System Implementation Project	2,383	2,905	0	732	2,024	913	0	0	8,956

Adjusted Budget includes adopted budget plus approved budget adjustments.

FUNDING SOURCES

(in thousands \$)

SCVWD Water Utility Enterprise Fund	8,956
Other Funding Sources	0
Total	8,956

OPERATING COST IMPACTS

This project is not anticipated to increase or decrease annual operating costs, as the project is a planning and design effort. Projects and programs identified through the implementation plan will have their own operating cost impacts identified as they come online.

USEFUL LIFE: Not Available

Project	FAHCE Implementation
Program	Water Supply - Transmission
Project No.	92C40357
Contact	John Bourgeois jbourgeois@valleywater.org



Fish habitats, such as the one shown here, will be developed for habitat conservation

PROJECT DESCRIPTION

In 1996, Guadalupe-Coyote Resource Conservation District (GCRC) filed a water rights complaint against the district alleging degraded fish, wildlife, water quality and other beneficial uses in Coyote Creek, Guadalupe River and Stevens Creek. The 1997 listing of Central California Coast Steelhead as a threatened species under Federal Endangered Species Act requires Valley Water to obtain permits to address the impacts of its water supply activities on aquatic habitat and instream flows. In 2003, a settlement agreement was initiated by parties involved. Valley Water is the process of preparing a Fish Habitat Restoration Plan (FHRP) and associated environmental impact report to complete the water rights change petitions, resolve the water rights complaint and address issues raised in the 2003 Settlement Agreement. The FAHCE program consists of reservoir reoperations to support salmonid spawning, rearing and migration; provide fish passage and aquatic habitat restoration measures, and to adaptively manage FHRP implementation in the Guadalupe River, Coyote Creek and Stevens Creek watersheds (Three Creeks).

PROJECT LOCATION

Project sites will be located at reservoirs and streams within the Three Creeks Project Area, in the Guadalupe, Coyote and Stevens Creek Watersheds. Project site locations are yet to be determined and no map is provided.

SCHEDULE & STATUS

July 2020 to June 2033

Phase	Cost	FY 22	FY 23	FY 24	FY 25	FY 26	FY 27	FY 28	FY 29	FY 30	FY 31	FY 32
Plan	145,108											
Design	-											
Construct	-											
Closeout	-											
	145,108											

EXPENDITURE SCHEDULE

(in thousands \$)

	Actuals Thru	Planned Expenditures							Total
Project	FY21	FY22	FY23	FY24	FY25	FY26	FY27	Future	
92C40357-FAHCE Implementation	0	0	0	0	4,739	4,379	14,691	121,299	145,108
with inflation	0	0	0	0	4,739	4,379	14,691	121,299	145,108

Actuals include project expenditures, and encumbrances.

FUNDING SCHEDULE

(in thousands \$)

	Budget Thru	Adj. Budget	Est. Unspent	Planned Funding Requests						Total
Project	FY21	FY22		FY23	FY24	FY25	FY26	FY27	Future	
92C40357-FAHCE Implementation	0	0	0	0	0	4,739	4,379	14,691	121,299	145,108

Adjusted Budget includes adopted budget plus approved budget adjustments.

FUNDING SOURCES

(in thousands \$)

SCVWD Water Utility Enterprise Fund	145,108
Other Funding Source	0
Total	145,108

OPERATING COST IMPACTS

Operating cost impacts will be dependent on the maintenance requirements of each site. Once the sites have been identified, operating costs will be determined based on the existing conditions and maintenance identified for each site.

USEFUL LIFE: Not Available

Project	IRP2 Additional Line Valves (A3)
Program	Water Supply – Transmission
Project No.	26764001
Contact	Heath McMahon hcmahon@valleywater.org



New line valves, actuators, and vaults similar to this will be installed along the East, West, and Snell pipelines

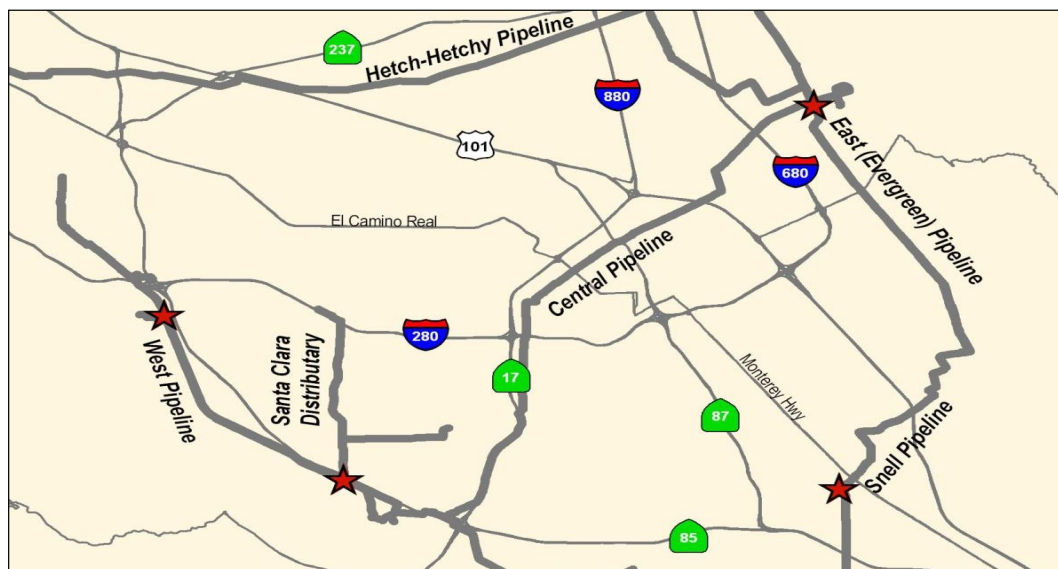
PROJECT DESCRIPTION

This project plans, designs, and constructs four additional line valves in the treated water distribution system, as defined in the Water Infrastructure Reliability Plan, Phase 2 (IRP2). Design and construction of this project will be in conjunction with work on the same pipelines under the 10- year Pipeline Inspection and Rehabilitation Project. The new line valves will be at various locations along the East, West, and Snell pipeline to accomplish the following objectives:

- Allow Valley Water to isolate sections of the treated water pipeline for general maintenance or to repair activities following a major seismic event.
- Allow the network of emergency wells to operate, even when there is damage upstream and downstream of individual

This project meets the commitments of the Safe, Clean Water Program (SCW), Project A3. For a full description of the SCW benefits and KPIs, please visit www.valleywater.org.

PROJECT LOCATION



★ Project Location

SCHEDULE & STATUS

July 2018 to June 2029

Line valve construction to be coordinated with pipeline maintenance and rehabilitation projects.

Phase	Cost	FY 22	FY 23	FY 24	FY 25	FY 26	FY 27	FY 28	FY 29	FY 30	FY 31	FY 32
Plan	291											
Design	2,077											
Construct	11,954											
Closeout	70											
15,149												

EXPENDITURE SCHEDULE

(in thousands \$)

	Actuals Thru	Planned Expenditures							Total
Project	FY21	FY22	FY23	FY24	FY25	FY26	FY27	Future	
26764001-IRP2 Additional Line Valves (A3)	2,307	315	1,246	3,404	2,972	2,943	1,811	151	15,149
with inflation	2,307	315	1,246	3,652	3,293	3,370	2,155	201	16,539

Actuals include project expenditures, and encumbrances.

FUNDING SCHEDULE

(in thousands \$)

	Budget Thru	Adj. Budget	Est. Unspent	Planned Funding Requests						Total
Project	FY21	FY22		FY23	FY24	FY25	FY26	FY27	Future	
26764001-IRP2 Additional Line Valves (A3)	2,278	344	0	1,246	3,652	3,293	3,370	2,155	201	16,539

Adjusted Budget includes adopted budget plus approved budget adjustments.

FUNDING SOURCES

(in thousands \$)

SCVWD Safe Clean Water Fund	16,539
Other Funding Source	0
Total	16,539

OPERATING COST IMPACTS

The completion of this project is not anticipated to increase or decrease annual operating costs, as the project does not significantly alter the existing facilities or modes of operation.

USEFUL LIFE: 35 Years

Project	Pacheco/Santa Clara Conduit Right of Way Acquisition
Program	Water Supply – Transmission
Project No.	92144001
Contact	Heath McMahon hcmahon@valleywater.org



Access to much of the San Felipe Division pipelines must currently be made through private property, due to a lack of easements, such as Bloomfield access at Vault 21-23

PROJECT DESCRIPTION

This project plans, designs, and constructs improvements related to the acquisition of right-of-way along the South County pipelines to accomplish the following objectives:

- Provide unlimited access to Valley Water-owned pipelines.
- Reduce conflicts with local land owners and improve response time for emergency repairs or operations.

PROJECT LOCATION



 Project Location

SCHEDULE & STATUS

July 2009 to June 2024

Phase	Cost	FY 22	FY 23	FY 24	FY 25	FY 26	FY 27	FY 28	FY 29	FY 30	FY 31	FY 32
Plan	1,887											
Design	2,827											
Construct	1,259											
Closeout	35											
	6,126											

EXPENDITURE SCHEDULE

(in thousands \$)

	Actuals Thru	Planned Expenditures							Total
Project	FY21	FY22	FY23	FY24	FY25	FY26	FY27	Future	
92144001-Pacheco/Santa Clara Conduit Right of Way Acquisition	1,878	1,662	2,300	286	0	0	0	0	6,126
with inflation	1,878	1,662	2,300	311	0	0	0	0	6,150

Actuals include project expenditures, and encumbrances.

FUNDING SCHEDULE

(in thousands \$)

	Budget Thru	Adj. Budget	Est. Unspent	Planned Funding Requests						Total
Project	FY21	FY22		FY23	FY24	FY25	FY26	FY27	Future	
92144001-Pacheco/Santa Clara Conduit Right of Way Acquisition	3,334	1,659	1,453	847	311	0	0	0	0	6,150

Adjusted Budget includes adopted budget plus approved budget adjustments.

FUNDING SOURCES

(in thousands \$)

SCVWD Water Utility Enterprise Fund	6,131
San Benito County Water District	19
Total	6,150

OPERATING COST IMPACTS

The completion of this project is anticipated to increase operating costs by approximately \$8,000 per year, beginning in FY23, for vegetation control and/or maintenance of fences, gates and locks for the access roads.

USEFUL LIFE: 15-20 Years

Project	SCADA Implementation Project
Program	Water Supply - Transmission
Project No.	95044002
Contact	Samuel Bogale sbogale@valleywater.org



Process control / SCADA system

PROJECT DESCRIPTION

The process control/supervisory control and data acquisition (SCADA) systems, which serve a pivotal role in monitoring and controlling Valley Water's raw water conveyance system (including reservoirs and pumping plants), treatment plants, and distribution systems, are aging and in need of a coordinated replacement and upgrade.

The proper functioning of these systems is essential for meeting water demand, maintaining water quality, achieving regulatory compliance, and satisfying customer expectations. In addition, the process control/SCADA systems provide important data used across the organization in the Operations, Maintenance, Water Quality, and Management divisions. Improved access to the data provided by this project will allow for more efficient management and operation of all the complex facilities and systems involved.

PROJECT LOCATION



SCHEDULE & STATUS

July 2020 to June 2023

Phase	Cost	FY 22	FY 23	FY 24	FY 25	FY 26	FY 27	FY 28	FY 29	FY 30	FY 31	FY 32
Plan	4,694											
Design	1,569											
Construct	-											
Closeout	-											
	6,373											

EXPENDITURE SCHEDULE

(in thousands \$)

	Actuals Thru	Planned Expenditures							Total
Project	FY21	FY22	FY23	FY24	FY25	FY26	FY27	Future	
95044002-SCADA Implementation Project	110	2,384	2,826	1,053	0	0	0	0	6,373
with inflation	110	2,384	2,826	1,150	0	0	0	0	6,470

Actuals include project expenditures, and encumbrances.

FUNDING SCHEDULE

(in thousands \$)

	Budget Thru	Adj. Budget	Est. Unspent	Planned Funding Requests						Total
Project	FY21	FY22		FY23	FY24	FY25	FY26	FY27	Future	
95044002-SCADA Implementation Project	1,365	2,384	1,255	1,571	1,150	0	0	0	0	6,470

Adjusted Budget includes adopted budget plus approved budget adjustments.

FUNDING SOURCES

(in thousands \$)

SCVWD Water Utility Enterprise Fund	6,470
Other Funding Sources	0
Total	6,470

OPERATING COST IMPACTS

This project is not anticipated to increase or decrease annual operating costs, as the project is a planning and design effort. Projects identified through this implementation project will have their own operating cost impacts identified as they come online.

USEFUL LIFE: Not Available

Project	Small Capital Improvements, Raw Water Transmission
Program	Water Supply – Transmission
Project No.	92764009
Contact	Greg Williams gwilliams@valleywater.org



Major repair and replacement of turnout roofs and similar small raw water capital projects will be completed in accordance with the asset management plan.

PROJECT DESCRIPTION

This project provides resources for the improvement of small capital investments that replace or extend the life of an asset. This project will repair or rehabilitate various existing raw water distribution facilities. These activities include identifying and fixing corrosion problems, replacing valves and other appurtenances and modifying water recharge facilities to avoid failure of the raw water transmission system and extend the life of the infrastructure. This project is part of Valley Water's 10-year asset management program. Planned projects for FY22 include:

- Vasona Pumping Plant security fencing.
- Turnout roof replacements.
- Purchase spare parts for inventory.
- Calero Reservoir Inlet Flowmeters Replacement.
- Permanent Valley Habitat Plan buyout of all work areas within District Fee (for Cross Valley Pipeline and Recharge sites).
- Recycled water pipeline video inspection.

PROJECT LOCATION



SCHEDULE & STATUS

This project is part of a regularly scheduled 10-year maintenance and asset management program.

Traditional planning, design, and construction phases do not apply.

Phase	Cost
Plan	n/a
Design	n/a
Construct	n/a
Closeout	n/a
	n/a

FY 22	FY 23	FY 24	FY 25	FY 26	FY 27	FY 28	FY 29	FY 30	FY 31	FY 32

EXPENDITURE SCHEDULE

(in thousands \$)

	Actuals Thru	Planned Expenditures							Total
Project	FY21	FY22	FY23	FY24	FY25	FY26	FY27	Future	
92764009-Small Capital Improvements, Raw Water Transmission	n/a	2,572	1,010	1,193	4,037	200	0	2,403	11,415
with inflation	n/a	2,572	1,010	1,303	4,607	239	0	3,408	13,138

FUNDING SCHEDULE

(in thousands \$)

	Budget Thru	Adj. Budget	Est. Unspent	Planned Funding Requests						Total
Project	FY21	FY22		FY23	FY24	FY25	FY26	FY27	Future	
92764009-Small Capital Improvements, Raw Water Transmission	n/a	2,572	0	1,010	1,303	4,607	239	0	3,408	13,138

Adjusted Budget includes adopted budget plus approved budget adjustments. Small Capital Improvement projects do not carry forward unspent funds from one fiscal year to the next. Unspent funds are returned to fund reserves at the close of each fiscal year and new funding is provided in the next fiscal year.

FUNDING SOURCES

(in thousands \$)


SCVWD Water Utility Enterprise Fund	13,138
Other Funding Source	0
Total	13,138

OPERATING COST IMPACTS

The completion of this project is not anticipated to increase or decrease annual operating costs, as the project does not significantly alter the existing facilities or modes of operation.

USEFUL LIFE: Not Available

Project	Small Capital Improvements, Treated Water Transmission
Program	Water Supply – Transmission
Project No.	94764006
Contact	Greg Williams gwilliams@valleywater.org



Valve installation in the Piedmont Line Valve Vault; Similar small capital projects will be carried out at treated water transmission facilities according to the asset management plan.

PROJECT DESCRIPTION

This project provides resources for the improvement of small capital investments that replace or extend the life of an asset. This project will repair or rehabilitate various existing treated water distribution facilities, such as identifying and treating corrosion problems, replacing valves and other appurtenances and repairing or adding turnouts to avoid failure of the treated water transmission system and to extend the life of the infrastructure. This project is part of Valley Water's 10-year asset management program. Planned projects for FY22 include:

- ♦ Treated water meter replacements.

PROJECT LOCATION



 Project Location

SCHEDULE & STATUS

This project is part of a regularly scheduled 10-year maintenance and asset management program.

Traditional planning, design, and construction phases do not apply.

Phase	Cost
Plan	n/a
Design	n/a
Construct	n/a
Closeout	n/a
	n/a

FY 22	FY 23	FY 24	FY 25	FY 26	FY 27	FY 28	FY 29	FY 30	FY 31	FY 32

EXPENDITURE SCHEDULE

(in thousands \$)

	Actuals Thru	Planned Expenditures							Total
Project	FY21	FY22	FY23	FY24	FY25	FY26	FY27	Future	
94764006-Small Capital Improvements, Treated Water Transmission	n/a	131	302	277	100	42	0	215	1,067
with inflation	n/a	131	302	302	114	50	0	307	1,206

FUNDING SCHEDULE

(in thousands \$)

	Budget Thru	Adj. Budget	Est. Unspent	Planned Funding Requests						Total
Project	FY21	FY22		FY23	FY24	FY25	FY26	FY27	Future	
94764006-Small Capital Improvements, Treated Water Transmission	n/a	131	0	302	302	114	50	0	307	1,206

Small Capital Improvement projects do not carry forward unspent funds from one fiscal year to the next. Unspent funds are returned to fund reserves at the close of each fiscal year and new funding is provided in the next fiscal year.

FUNDING SOURCES

(in thousands \$)

SCVWD Water Utility Enterprise Fund	1,206
Other Funding Source	0
Total	1,206

OPERATING COST IMPACTS

The completion of this project is not anticipated to increase or decrease annual operating costs, as the project does not significantly alter the existing facilities or modes of operation.

USEFUL LIFE: Not Available

Project	Treated Water Isolation Valves
Program	Water Supply – Transmission
Project No.	94084007
Contact	Heath McMahon hcmahon@valleywater.org



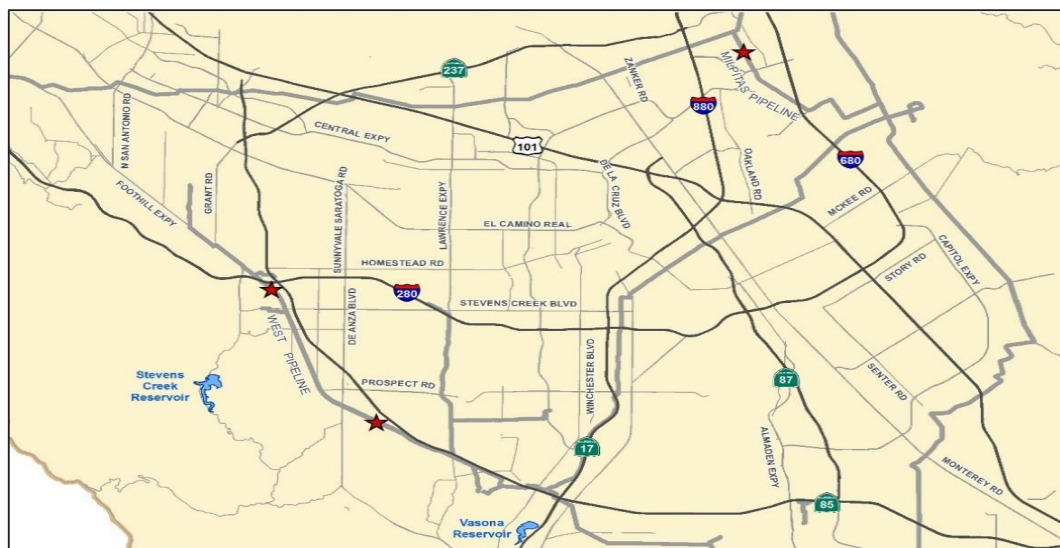
New line valves similar to this will be installed at three locations within the treated water system

PROJECT DESCRIPTION

This project plans, designs, and constructs three (3) additional line valve appurtenances to accomplish the following objectives:

- ♦ Improve service levels to treated water system customers in a major hazard event or system outage.
- ♦ Improve Valley Water's ability to take sections of the treated water distribution system out of service for maintenance activities.

PROJECT LOCATION



★ Project Location

SCHEDULE & STATUS

December 2018 to December 2028

Line valve construction to be coordinated with other pipeline maintenance and rehabilitation projects.

Phase	Cost	FY 22	FY 23	FY 24	FY 25	FY 26	FY 27	FY 28	FY 29	FY 30	FY 31	FY 32
Plan	171											
Design	1,170											
Construct	6,116											
Closeout	53											
	7,510											

EXPENDITURE SCHEDULE

(in thousands \$)

	Actuals Thru	Planned Expenditures							Total
Project	FY21	FY22	FY23	FY24	FY25	FY26	FY27	Future	
94084007-Treated Water Isolation Valves	26	991	145	561	1,907	1,675	501	1,704	7,510
with inflation	26	991	145	605	2,110	1,922	599	2,103	8,501

Actuals include project expenditures, and encumbrances.

FUNDING SCHEDULE

(in thousands \$)

	Budget Thru	Adj. Budget	Est. Unspent	Planned Funding Requests						Total
Project	FY21	FY22	FY23	FY24	FY25	FY26	FY27	Future		
94084007-Treated Water Isolation Valves	1,271	0	254	0	496	2,110	1,922	599	2,103	8,501

Adjusted Budget includes adopted budget plus approved budget adjustments.

FUNDING SOURCES

(in thousands \$)

SCVWD Water Utility Enterprise Fund	8,501
Other Funding Sources	0
Total	8,501

OPERATING COST IMPACTS

The operating budget impact for the three proposed line valve facilities is estimated to be \$21,000 per year beginning in FY28.

USEFUL LIFE: 50 Years

Project	Vasona Pump Station Upgrade
Program	Water Supply – Transmission
Project No.	92264001
Contact	Heath McMahon hcmahon@valleywater.org



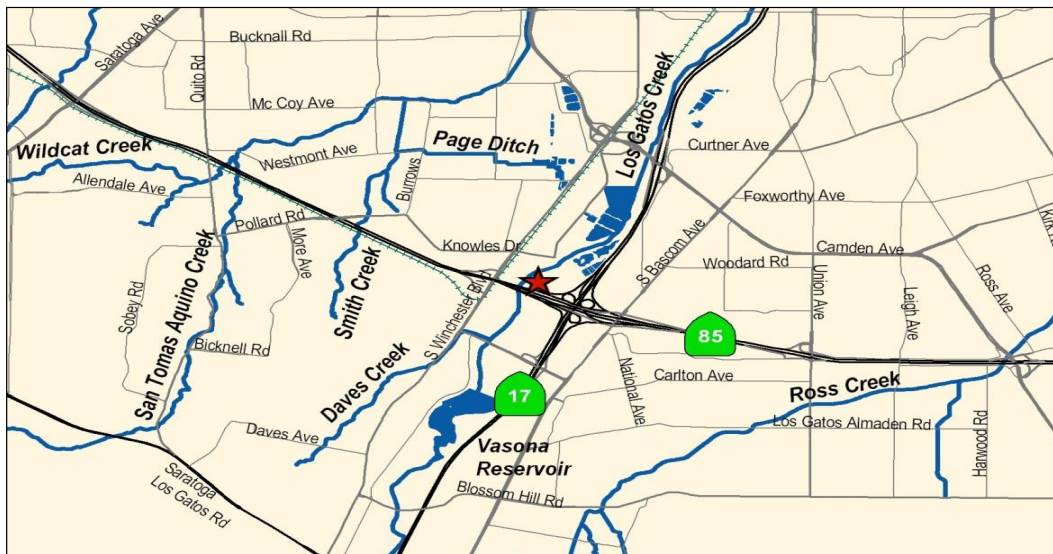
Vasona Pump Station

PROJECT DESCRIPTION

This project plans, designs, and constructs improvements to the Vasona Pump Station, including replacing aging pumps, motors, drives, valves, actuators, and electrical and control systems that have reached the end of their useful life; and adding one redundant pump. The project will accomplish the following objectives:

- Eliminate the risk of failure by replacing assets that have reached the end of their useful life, including four pumps (two 200 horsepower, two 400 horsepower) and associated motors, drives, electrical and control systems, as well as pump discharge and suction valves and actuators.
- Increase operational flexibility and prepare for future capacity needs by adding one redundant pump and increasing the size of all pumps.

PROJECT LOCATION



★ Project Location

SCHEDULE & STATUS

July 2017 to February 2025

Phase	Cost	FY 22	FY 23	FY 24	FY 25	FY 26	FY 27	FY 28	FY 29	FY 30	FY 31	FY 32
Plan	1,174											
Design	620											
Construct	18,770											
Closeout	70											
	21,136											

EXPENDITURE SCHEDULE

(in thousands \$)

	Actuals Thru	Planned Expenditures							Total
Project	FY21	FY22	FY23	FY24	FY25	FY26	FY27	Future	
92264001-Vasona Pump Station Upgrade	1,646	717	2,387	15,900	486	0	0	0	21,136
with inflation	1,646	717	2,387	16,963	555	0	0	0	22,267

Actuals include project expenditures, and encumbrances.

FUNDING SCHEDULE

(in thousands \$)

	Budget Thru	Adj. Budget	Est. Unspent	Planned Funding Requests						Total
Project	FY21	FY22		FY23	FY24	FY25	FY26	FY27	Future	
92264001-Vasona Pump Station Upgrade	3,113	715	1,465	922	16,963	555	0	0	0	22,267

Adjusted Budget includes adopted budget plus approved budget adjustments.

FUNDING SOURCES

(in thousands \$)

SCVWD Water Utility Enterprise Fund	22,267
Other Funding Sources	0
Total	22,267

OPERATING COST IMPACTS

The completion of this project is anticipated to reduce Valley Water maintenance costs about 50%; starting in FY25, operating and maintenance costs will be approximately \$70,000 per year.

USEFUL LIFE: 50 Years

Project PWTP Residuals Management

Program Water Supply - Treatment

Project No. 93234044

Contact Heath McMahon hmcMahon@valleywater.org



Existing settling pond and residuals building to be replaced with new residuals management facility



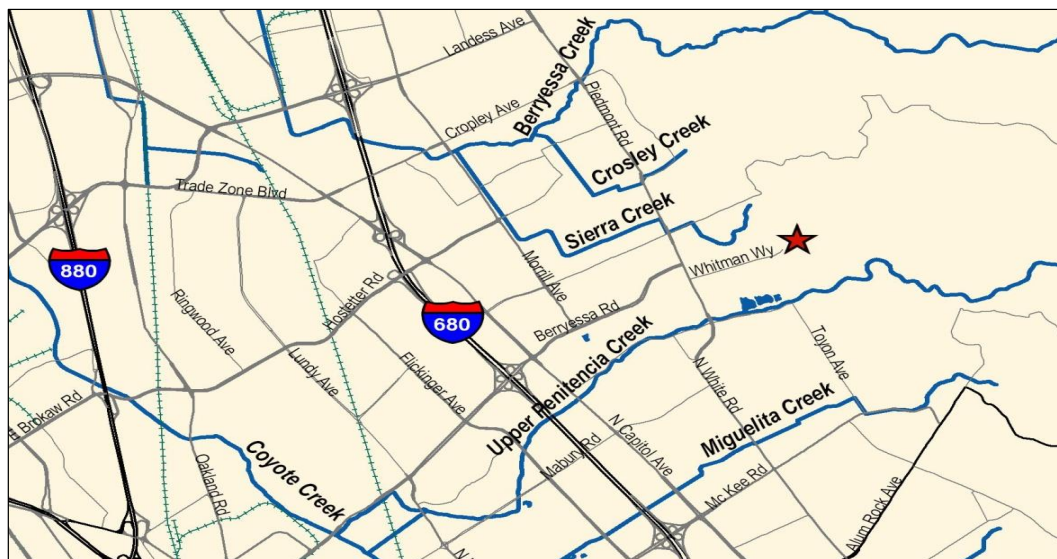
Existing belt press to be replaced with new residuals management facility

PROJECT DESCRIPTION

This project plans, designs, and constructs modifications to the Penitencia Water Treatment Plant (PWTP) residuals management process to accomplish the following objectives:

- ♦ Extend the useful life of the treatment plant.
- ♦ Improve the efficiency of the residual management processes.
- ♦ Minimize or eliminate (existing) operational constraints and impacts to the drinking water treatment process.
- ♦ Minimize risk of discharge violations.
- ♦ Improve the reliability of PWTP.
- ♦ Install new washwater clarification and residuals management facilities.

PROJECT LOCATION



★ Project Location

SCHEDULE & STATUS

July 2020 to March 2027

Phase	Cost	FY 22	FY 23	FY 24	FY 25	FY 26	FY 27	FY 28	FY 29	FY 30	FY 31	FY 32
Plan	3,227											
Design	2,950											
Construct	32,743											
Closeout	75											
	39,032											

EXPENDITURE SCHEDULE

(in thousands \$)

	Actuals Thru	Planned Expenditures							Total
Project	FY21	FY22	FY23	FY24	FY25	FY26	FY27	Future	
93234044-PWTP Residuals Management	226	2,050	1,857	1,424	8,843	16,371	8,261	0	39,032
with inflation	226	2,050	1,857	1,555	9,802	18,254	9,300	0	43,044

Actuals include project expenditures, and encumbrances.

FUNDING SCHEDULE

(in thousands \$)

	Budget Thru	Adj. Budget	Est. Unspent	Planned Funding Requests						Total
Project	FY21	FY22		FY23	FY24	FY25	FY26	FY27	Future	
93234044-PWTP Residuals Management	683	1,593	0	1,857	1,555	9,802	18,254	9,300	0	43,044

Adjusted Budget includes adopted budget plus approved budget adjustments.

FUNDING SOURCES

(in thousands \$)

SCVWD Water Utility Enterprise Fund	43,044
Other Funding Sources	0
Total	43,044

OPERATING COST IMPACTS

Operating cost impacts will be determined during the construction phase.

USEFUL LIFE: Not Available

Project RWTP Residuals Remediation

Program Water Supply - Treatment

Project No. 93294051s

Contact Heath McMahon hcmahon@valleywater.org



Centrifuge for mechanical dewatering of sludge



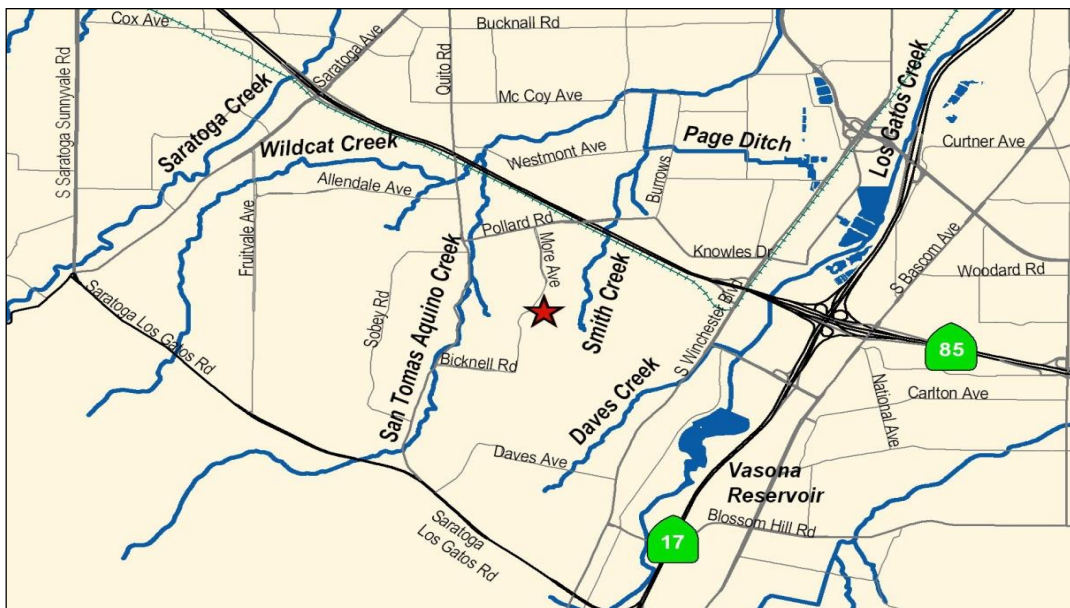
New gravity thickeners and mix tank for sludge thickening and blending

PROJECT DESCRIPTION

This project plans, designs, and constructs modifications to the Rinconada Water Treatment Plant (RWTP) residuals management processes and will accomplish the following objectives:

- ♦ Extend the useful life of the treatment plant.
- ♦ Improve the efficiency of the residual management processes.
- ♦ Improve the reliability of RWTP.

PROJECT LOCATION



★ Project Location

SCHEDULE & STATUS

May 2018 to January 2024

Phase	Cost	FY 22	FY 23	FY 24	FY 25	FY 26	FY 27	FY 28	FY 29	FY 30	FY 31	FY 32
Plan	2,233											
Design	10,491											
Construct	62,204											
Closeout	181											
	75,654											

EXPENDITURE SCHEDULE

(in thousands \$)

	Actuals Thru	Planned Expenditures							Total
Project	FY21	FY22	FY23	FY24	FY25	FY26	FY27	Future	
93294051-RWTP FRP Residuals Management	31,713	1,584	523	0	0	0	0	0	33,820
with inflation	31,713	1,584	523	0	0	0	0	0	33,820
93294058-RWTP Residuals Remediation	7,292	15,744	18,622	175	0	0	0	0	41,834
with inflation	7,292	15,744	18,622	191	0	0	0	0	41,850
TOTAL	39,005	17,328	19,145	175	0	0	0	0	75,654
with inflation	39,005	17,328	19,145	191	0	0	0	0	75,670

Actuals include project expenditures, and encumbrances.

FUNDING SCHEDULE

(in thousands \$)

	Budget Thru	Adj. Budget	Est. Unspent	Planned Funding Requests						Total
Project	FY21	FY22		FY23	FY24	FY25	FY26	FY27	Future	
93294051-RWTP FRP Residuals Management	38,573	0	5,276	0	0	0	0	0	0	38,573
93294058-RWTP Residuals Remediation	17,911	5,351	225	18,397	191	0	0	0	0	41,850
TOTAL	56,484	5,351	5,501	18,397	191	0	0	0	0	80,423

Adjusted Budget includes adopted budget plus approved budget adjustments. Funding exceeds planned expenditures by approximately \$4,753,000. Excess funding will be returned to reserves upon project completion.

FUNDING SOURCES

(in thousands \$)

SCVWD Water Utility Enterprise Fund	80,423
Other Funding Source	0
Total	80,423

OPERATING COST IMPACTS

The completion of this project is anticipated to decrease annual operating costs by approximately \$200,000 per year starting in FY24.


USEFUL LIFE: Structures – 50 Years, Mechanical Equipment – 15 Years, Electrical Equipment – 10 Years

Project RWTP Reliability Improvement

Program Water Supply - Treatment

Project No. 93294057

Contact Heath McMahon hcmahon@valleywater.org



Aerial view of the
Rinconada Water Treatment Plant facing west



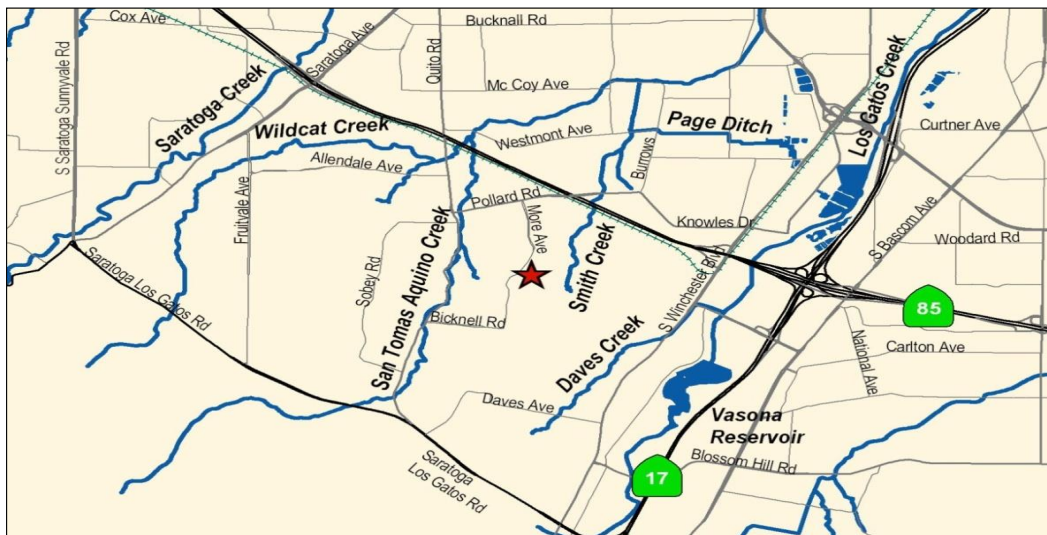
Artist rendering of the aerial view of the Rinconada
Water Treatment Plant facing south after construction

PROJECT DESCRIPTION

This project plans, designs, and constructs new facilities at Rinconada Water Treatment Plant (RWTP) that will improve plant reliability by accomplishing the following objectives:

- Construct a new filter building
- Implement raw water ozonation
- Increase RWTP capacity to 100 million gallons per day.

PROJECT LOCATION



★ Project Location

SCHEDULE & STATUS

July 2009 to June 2027

Phase	Cost	FY 22	FY 23	FY 24	FY 25	FY 26	FY 27	FY 28	FY 29	FY 30	FY 31	FY 32
Plan	1,959											
Design	27,435											
Construct	402,885											
Closeout	120											
	451,706											

EXPENDITURE SCHEDULE

(in thousands \$)

	Actuals Thru	Planned Expenditures							Total
Project	FY21	FY22	FY23	FY24	FY25	FY26	FY27	Future	
93294057-RWTP Reliability Improvement	250,257	13,925	14,340	53,250	53,251	53,251	13,432	0	451,706
with inflation	250,257	13,925	14,340	55,706	56,219	56,752	14,476	0	461,675

Actuals include project expenditures, and encumbrances.

FUNDING SCHEDULE

(in thousands \$)

	Budget Thru	Adj. Budget	Est. Unspent	Planned Funding Requests					Total
Project	FY21	FY22	FY23	FY24	FY25	FY26	FY27	Future	
93294057-RWTP Reliability Improvement	251,869	20,617	8,304	6,036	55,706	56,219	56,752	14,476	0
									461,675

Adjusted Budget includes adopted budget plus approved budget adjustments.

FUNDING SOURCES

(in thousands \$)

SCVWD Water Utility Enterprise Fund	461,675
Other Funding Source	0
Total	461,675

OPERATING COST IMPACTS

The completion of this project is anticipated to increase operating costs by approximately \$1.4 million per year, beginning in FY26. Increases are for routine maintenance and operation of new equipment.

USEFUL LIFE: Media – 20 Years, Structures – 50 Years, Equipment – 15 Years

Project**RWTP Treated Water
Valves Upgrade****Program**

Water Supply – Treatment

Project No.

93294056

Contact

Heath McMahon

hcmahon@valleywater.org

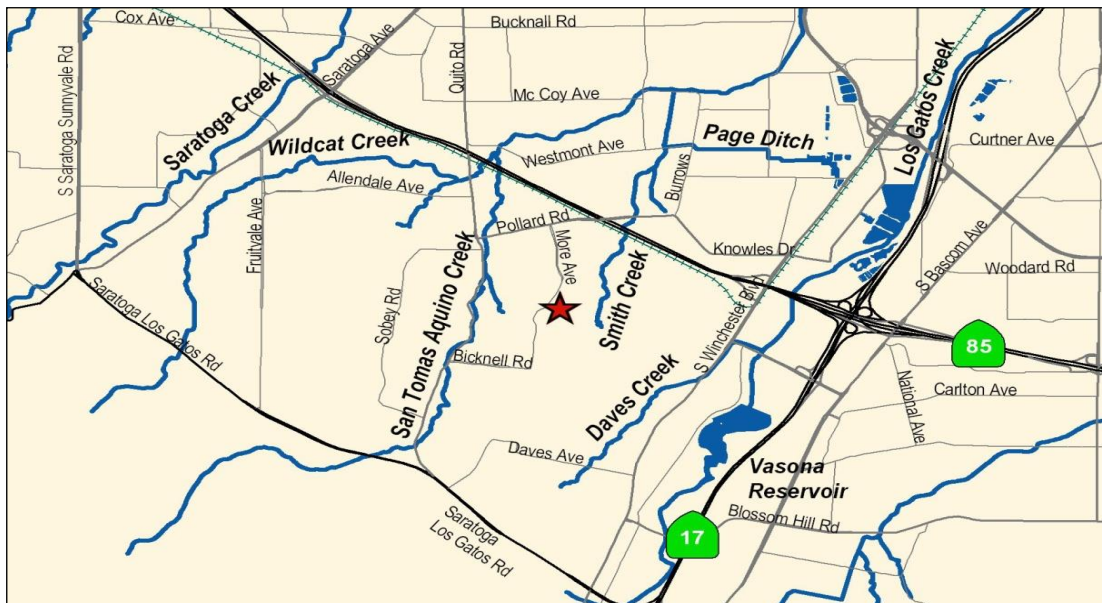


Example of a valve to be replaced or upgraded

PROJECT DESCRIPTION

This project plans, designs, and constructs modifications to the Rinconada Water Treatment Plant (RWTP), including seismically strengthening the chemical storage structures; replacing/upgrading the valves and appurtenances used to control treated water at the clearwells and the Rinconada Reservoir; repairing a damaged baffle wall in the Rinconada Reservoir; and installing a 48-inch magnetic flow meter on the treatment plant's treated water effluent pipeline. Consistent with the Facility Renewal Program, this project will accomplish the following objectives:

- ♦ Ensure plant operational reliability.
- ♦ Improve ability to maintain RWTP.
- ♦ Allow for better isolation of the treated water control valves for future work.
- ♦ Achieve greater accuracy in measuring treated water deliveries.
- ♦ Restore existing landscaping after drought.

PROJECT LOCATION

★ Project Location

SCHEDULE & STATUS

July 2009 to September 2021

Phase	Cost	FY 22	FY 23	FY 24	FY 25	FY 26	FY 27	FY 28	FY 29	FY 30	FY 31	FY 32
Plan	465											
Design	1,481											
Construct	6,324											
Closeout	168											
	8,630											

EXPENDITURE SCHEDULE

(in thousands \$)

	Actuals Thru	Planned Expenditures							Total
Project	FY21	FY22	FY23	FY24	FY25	FY26	FY27	Future	
93294056-RWTP Treated Water Valves Upgrade	8,462	168	0	0	0	0	0	0	8,630
with inflation	8,462	168	0	0	0	0	0	0	8,630

Actuals include project expenditures, and encumbrances.

FUNDING SCHEDULE

(in thousands \$)

	Budget Thru	Adj. Budget	Est. Unspent	Planned Funding Requests						Total
Project	FY21	FY22		FY23	FY24	FY25	FY26	FY27	Future	
93294056-RWTP Treated Water Valves Upgrade	8,626	4	0	0	0	0	0	0	0	8,630

Adjusted Budget includes adopted budget plus approved budget adjustments.

FUNDING SOURCES

(in thousands \$)

SCVWD Water Utility Enterprise Fund	8,630
Other Funding Source	0
Total	8,630

OPERATING COST IMPACTS

The completion of this project is not anticipated to increase or decrease annual operating costs, as the project does not significantly alter the existing facilities or modes of operations.

USEFUL LIFE: 40 Years

Project	Small Capital Improvements, Water Treatment
Program	Water Supply – Treatment
Project No.	93764004
Contact	Greg Williams gwilliams@valleywater.org



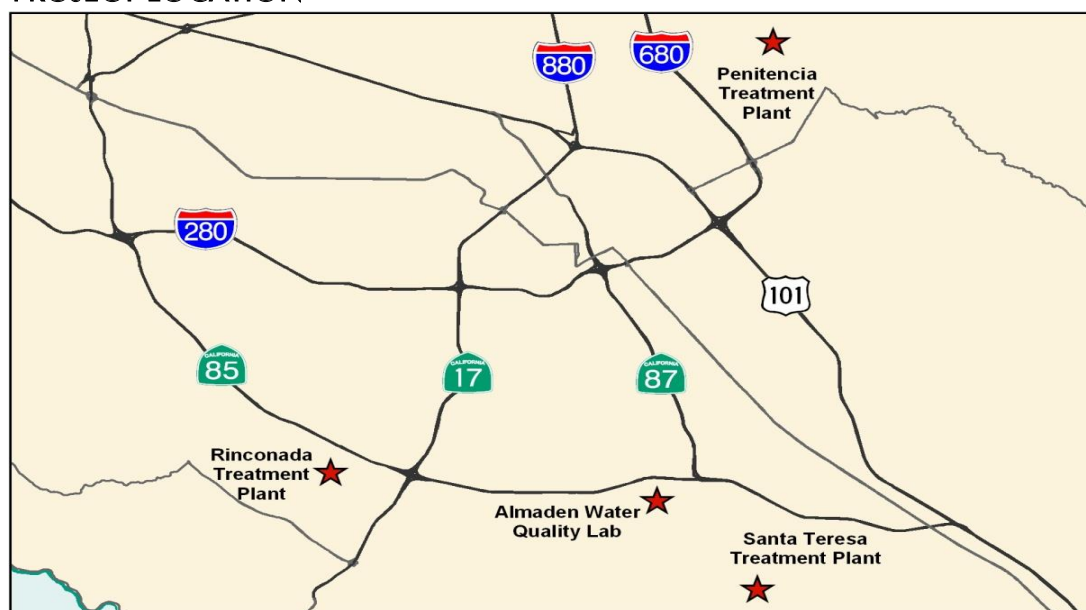
Sludge pond sediment removal at Santa Teresa Water Treatment Plant

PROJECT DESCRIPTION

This project provides resources for small capital improvements that replace or extend the life of an asset. This project implements a systematic approach of equipment replacement and renewal at the three water treatment plants and laboratory by designing and constructing improvements identified as part of Valley Water's 10-year asset management program. Typical activities of this project include pump, motor, instrumentation and valve replacement; chemical tank repairs; and large-scale renewal and replacement activities like clarifier mechanism overhaul and replacement. Planned projects to complete for Santa Teresa Water Treatment Plant (STWTP), Penitencia Water Treatment Plan (PWTP), Rinconada Water Treatment Plant (RWTP), West Pipeline, and Silicon Valley Advanced Water Purification Center include:

- Provide engineering, supplies, and services support for the Sulfuric Acid Water Quality project.
- Purchase Laboratory Information Management System.
- Complete Small Capital Projects at STWTP, RWTP, PWTP and Campbell Well Field.

PROJECT LOCATION



★ Project Location

SCHEDULE & STATUS

This project is part of a regularly scheduled 10-year maintenance and asset management program.

Traditional planning, design, and construction phases do not apply.

Phase	Cost
Plan	n/a
Design	n/a
Construct	n/a
Closeout	n/a
	n/a

FY 22	FY 23	FY 24	FY 25	FY 26	FY 27	FY 28	FY 29	FY 30	FY 31	FY 32

EXPENDITURE SCHEDULE

(in thousands \$)

	Actuals Thru	Planned Expenditures							Total
Project	FY21	FY22	FY23	FY24	FY25	FY26	FY27	Future	
93764004-Small Capital Improvements, Water Treatment	n/a	10,911	4,612	6,305	2,808	2,854	4,266	13,787	45,543
with inflation	n/a	10,911	4,612	6,885	3,204	3,403	5,316	19,331	53,663

FUNDING SCHEDULE

(in thousands \$)

	Budget Thru	Adj. Budget	Est. Unspent	Planned Funding Requests						Total
Project	FY21	FY22		FY23	FY24	FY25	FY26	FY27	Future	
93764004-Small Capital Improvements, Water Treatment	n/a	10,911	0	4,612	6,885	3,204	3,403	5,316	19,331	53,663

Adjusted Budget includes adopted budget plus approved budget adjustments. Small Capital Improvement projects do not carry forward unspent funds from one fiscal year to the next. Excess funds are returned to fund reserves at the close of each fiscal year and new funding is provided in the next fiscal year.

FUNDING SOURCES

(in thousands \$)

SCVWD Water Utility Enterprise Fund	53,663
Other Funding Source	0
Total	53,663

OPERATING COST IMPACTS

The completion of this project is not anticipated to increase or decrease annual operating costs, as the project does not significantly alter the existing facilities or modes of operation.

USEFUL LIFE: Not Available

Project	STWTP Filter Media Replacement
Program	Water Supply - Treatment
Project No.	93284013
Contact	Heath McMahon hcmahon@valleywater.org



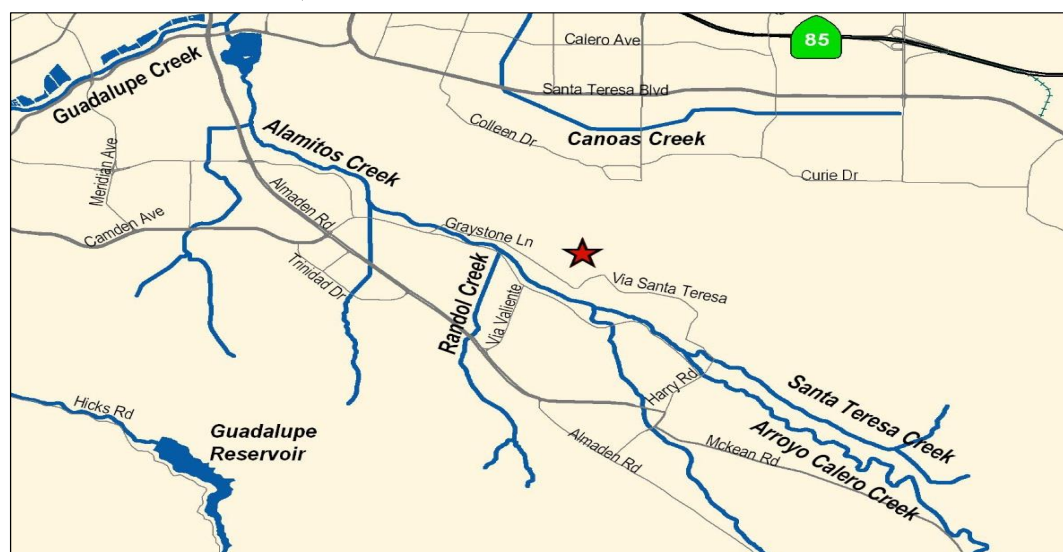
Santa Teresa Water Treatment Plant Filter Media Replacement

PROJECT DESCRIPTION

This project plans, designs and constructs improvements to the Santa Teresa Water Treatment Plant (STWTP) filter basins to ensure that STWTP maintains its operational capacity and continues to effectively serve customers, retailers, and the public with safe and high-quality drinking water. This project will accomplish the following objectives:

- Extend the service life of STWTP filter system.
- Replace the filter media in all twelve filters with sand and granular activated carbon.
- Replace the filter's damaged or deteriorated collection nozzles.

PROJECT LOCATION



★ Project Location

SCHEDULE & STATUS

June 2019 to June 2024

Phase	Cost	FY 22	FY 23	FY 24	FY 25	FY 26	FY 27	FY 28	FY 29	FY 30	FY 31	FY 32
Plan	98											
Design	894											
Construct	13,533											
Closeout	75											
	14,615											

EXPENDITURE SCHEDULE

(in thousands \$)

	Actuals Thru	Planned Expenditures							Total
Project	FY21	FY22	FY23	FY24	FY25	FY26	FY27	Future	
93284013-STWTP Filter Media Replacement	332	2,076	7,122	5,085	0	0	0	0	14,615
with inflation	332	2,076	7,122	5,280	0	0	0	0	14,810

Actuals include project expenditures, and encumbrances.

FUNDING SCHEDULE

(in thousands \$)

	Budget Thru	Adj. Budget	Est. Unspent	Planned Funding Requests						Total
Project	FY21	FY22		FY23	FY24	FY25	FY26	FY27	Future	
93284013-STWTP Filter Media Replacement	647	2,813	1,052	6,070	5,280	0	0	0	0	14,810

Adjusted Budget includes adopted budget plus approved budget adjustments.

FUNDING SOURCES

(in thousands \$)

SCVWD Water Utility Enterprise Fund	14,810
Other Funding Sources	0
Total	14,810

OPERATING COST IMPACTS

The completion of this project is not anticipated to increase or decrease annual operating costs, as the project does not significantly alter the existing facilities or modes of operation.

USEFUL LIFE: 10-15 Years

Project	Water Treatment Plant Electrical Improvement
Program	Water Supply - Treatment
Project No.	93084004
Contact	Heath McMahon hcmahon@valleywater.org



Motor control center switchboard

PROJECT DESCRIPTION

This project plans, designs, and constructs improvements to ensure the safety, operational reliability and maintainability of electrical systems at Penitencia Water Treatment Plant (PWTP) and Santa Teresa Water Treatment Plant (STWTP). The electrical systems will be upgraded to accomplish the following objectives:

- ♦ Extend the service life of PWTP's and STWTP's electrical distribution systems
- ♦ Improve reliability and reduce maintenance at PWTP and STWTP

PROJECT LOCATION



★ Project Location

SCHEDULE & STATUS

March 2020 to April 2025

Phase	Cost	FY 22	FY 23	FY 24	FY 25	FY 26	FY 27	FY 28	FY 29	FY 30	FY 31	FY 32
Plan	313											
Design	1,830											
Construct	8,839											
Closeout	75											
	11,069											

EXPENDITURE SCHEDULE

(in thousands \$)

	Actuals Thru	Planned Expenditures							Total
Project	FY21	FY22	FY23	FY24	FY25	FY26	FY27	Future	
93084004-Water Treatment Plant Electrical Improvement	395	1,131	2,412	5,328	1,803	0	0	0	11,069
with inflation	395	1,131	2,412	5,695	1,993	0	0	0	11,626

Actuals include project expenditures, and encumbrances.

FUNDING SCHEDULE

(in thousands \$)

	Budget Thru	Adj. Budget	Est. Unspent	Planned Funding Requests						Total
Project	FY21	FY22		FY23	FY24	FY25	FY26	FY27	Future	
93084004-Water Treatment Plant Electrical Improvement	642	884	0	2,412	5,695	1,993	0	0	0	11,626

Adjusted Budget includes adopted budget plus approved budget adjustments.

FUNDING SOURCES

(in thousands \$)

SCVWD Water Utility Enterprise Fund	11,626
Other Funding Sources	0
Total	11,626

OPERATING COST IMPACTS

Operating costs will be determined at the conclusion of the design phase.

USEFUL LIFE: 30+ Years

Project	WTP Implementation Project
Program	Water Supply - Treatment
Project No.	93044001
Contact	Samuel Bogale sbogale@valleywater.org

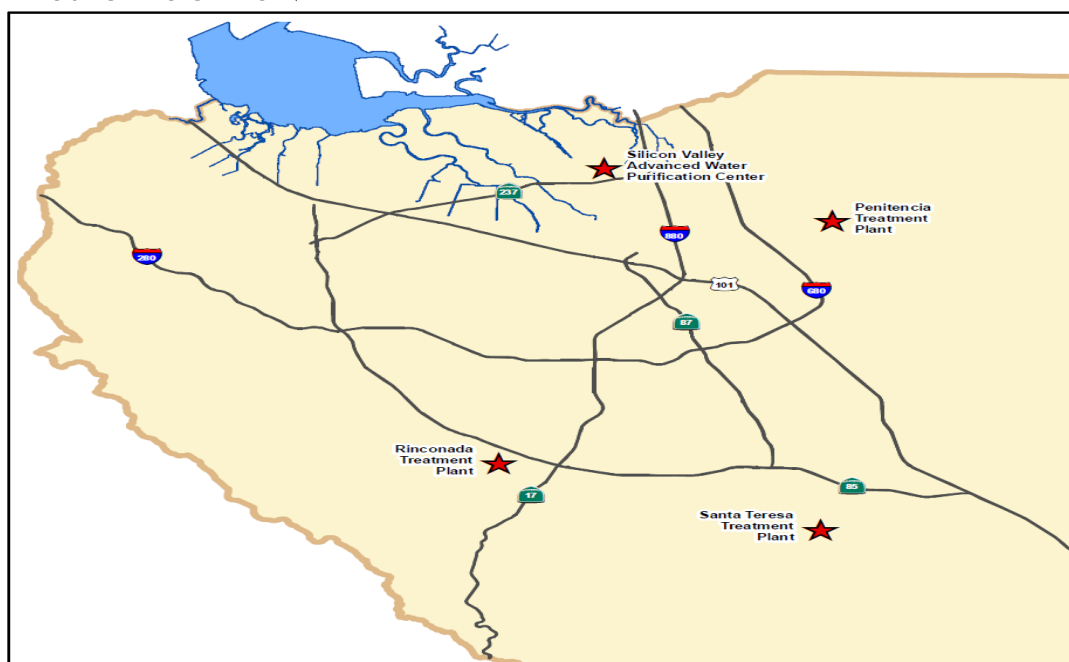


This project will implement improvements in all four water treatment facilities operated by Valley Water.

PROJECT DESCRIPTION

This project will develop a comprehensive 30-year implementation plan to determine the projects needed to repair, replace and/or upgrade Valley Water's water treatment plant infrastructure, address the increasingly stringent water quality regulations, and integrate with the recently completed Water Supply Master Plan. The implementation project will conclude with a programmatic environmental impact report. Facilities will include the Rinconada, Santa Teresa, Penitencia Water Treatment Plants and the Advanced Water Purification Center.

PROJECT LOCATION



★ Project Location

SCHEDULE & STATUS

July 2020 to June 2025

Phase	Cost	FY 22	FY 23	FY 24	FY 25	FY 26	FY 27	FY 28	FY 29	FY 30	FY 31	FY 32
Plan	9,082											
Design	-											
Construct	-											
Closeout	-											
	9,082											

EXPENDITURE SCHEDULE

(in thousands \$)

	Actuals Thru	Planned Expenditures							Total
Project	FY21	FY22	FY23	FY24	FY25	FY26	FY27	Future	
93044001-WTP Implementation Project	291	4,381	732	2,928	750	0	0	0	9,082
with inflation	291	4,381	732	3,197	856	0	0	0	9,457

Actuals include project expenditures, and encumbrances.

FUNDING SCHEDULE

(in thousands \$)

	Budget Thru	Adj. Budget	Est. Unspent	Planned Funding Requests						Total
Project	FY21	FY22		FY23	FY24	FY25	FY26	FY27	Future	
93044001-WTP Implementation Project	1,394	3,278	0	732	3,197	856	0	0	0	9,457

Adjusted Budget includes adopted budget plus approved budget adjustments.

FUNDING SOURCES

(in thousands \$)


SCVWD Water Utility Enterprise Fund	9,457
Other Funding Sources	0
Total	9,457

OPERATING COST IMPACTS

This project is not anticipated to increase or decrease annual operating costs, as the project is a planning effort that will be used to identify future repair and upgrade projects to Water Treatment Plants. Projects identified through this implementation project will have their own operating cost impacts identified as they come online.

USEFUL LIFE: Not Available

Project	Expedited Purified Water Program
Program	Water Supply – Recycled Water
Project No.	91304001s
Contact	Vincent Gin vgin@valleywater.org



Reverse osmosis membranes used for water purification

PROJECT DESCRIPTION

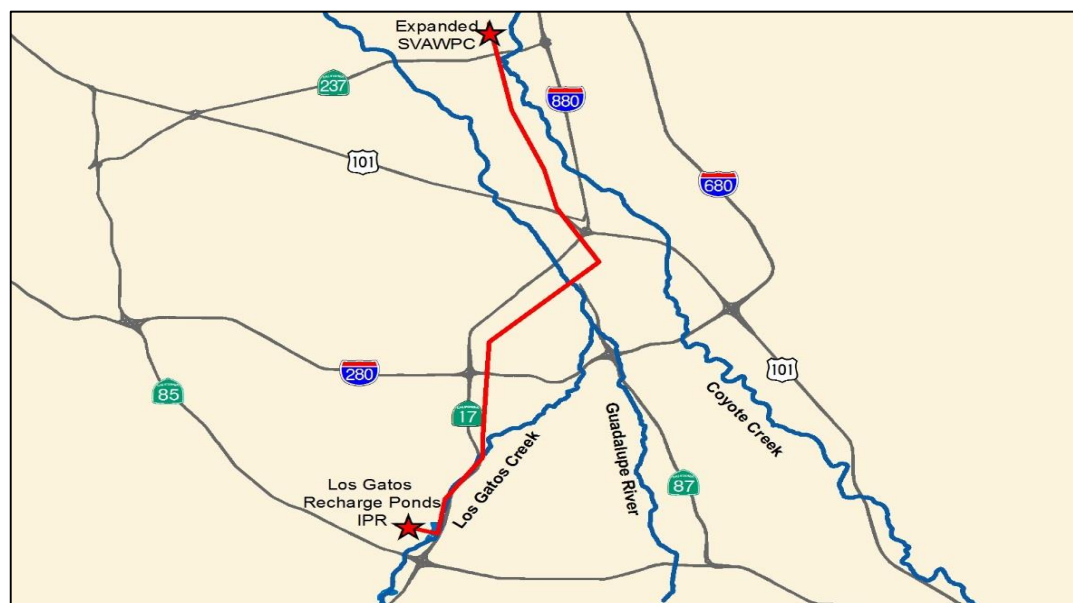
This project plans, designs, and constructs new infrastructure, proposed in Valley Water's 2012 Water Supply Master Plan, to accomplish the following objectives:

- Expand Valley Water's long-term water supply portfolio.
- Ensure a drought-proof and reliable water supply for Silicon Valley.

Project elements may include, but are not limited to:

- Expansion of the Silicon Valley Advanced Water Purification Center to produce up to an additional 24 million gallons per day of advanced purified water.
- Installation of pipelines to convey advanced purified water to Valley Water's existing groundwater recharge ponds for indirect potable reuse, or to Valley Water's conventional surface water treatment plants for use as raw water augmentation (direct potable reuse).
- Installation of purified water injection wells at strategic locations to improve groundwater basin management.

PROJECT LOCATION



★ Project Location

SCHEDULE & STATUS

April 2015 to June 2029

Phase	Cost	FY 22	FY 23	FY 24	FY 25	FY 26	FY 27	FY 28	FY 29	FY 30	FY 31	FY 32
Plan	18,013											
Design	64,573											
Construct	549,820											
Closeout	251											
	645,733											

EXPENDITURE SCHEDULE

(in thousands \$)

	Actuals Thru	Planned Expenditures							Total
Project	FY21	FY22	FY23	FY24	FY25	FY26	FY27	Future	
91304001 - Purified Water Project	23,199	6,345	33,700	32,402	154,547	135,275	129,775	129,976	645,219
with inflation	23,199	6,345	33,700	35,384	170,853	153,454	151,338	156,192	730,465
91284009 - Silicon Valley Advanced Water Purification Center Expansion	479	0	0	0	0	0	0	0	479
with inflation	479	0	0	0	0	0	0	0	479
91384001 - Purified Water Pipelines	35	0	0	0	0	0	0	0	35
with inflation	35	0	0	0	0	0	0	0	35
TOTAL	23,713	6,345	33,700	32,402	154,547	135,275	129,775	129,976	645,733
with inflation	23,713	6,345	33,700	35,384	170,853	153,454	151,338	156,192	730,979

Actuals include project expenditures, and encumbrances.

FUNDING SCHEDULE

(in thousands \$)

	Budget Thru	Adj. Budget	Est. Unspent	Planned Funding Requests						Total
Project	FY21	FY22		FY23	FY24	FY25	FY26	FY27	Future	
91304001 - Purified Water Project	26,595	2,949	0	33,700	35,384	170,853	153,454	151,338	156,192	730,465
91284009 - Silicon Valley Advanced Water Purification Center Expansion	479	0	0	0	0	0	0	0	0	479
91384001 - Purified Water Pipelines	35	0	0	0	0	0	0	0	0	35
TOTAL	27,109	2,949	0	33,700	35,384	170,853	153,454	151,338	156,192	730,979

Adjusted Budget includes adopted budget plus a planned budget adjustments.

FUNDING SOURCES

(in thousands \$)

SCVWD Water Utility Enterprise Fund	730,979
Other Funding Sources	0
Total	730,979

OPERATING COST IMPACTS

Operating cost impacts are anticipated and will be determined during the planning phase.

USEFUL LIFE: Not Available

Project	Land Rights - South County Recycled Water Pipeline
Program	Water Supply – Recycled Water
Project No.	91094001
Contact	Heath McMahon hcmahon@valleywater.org



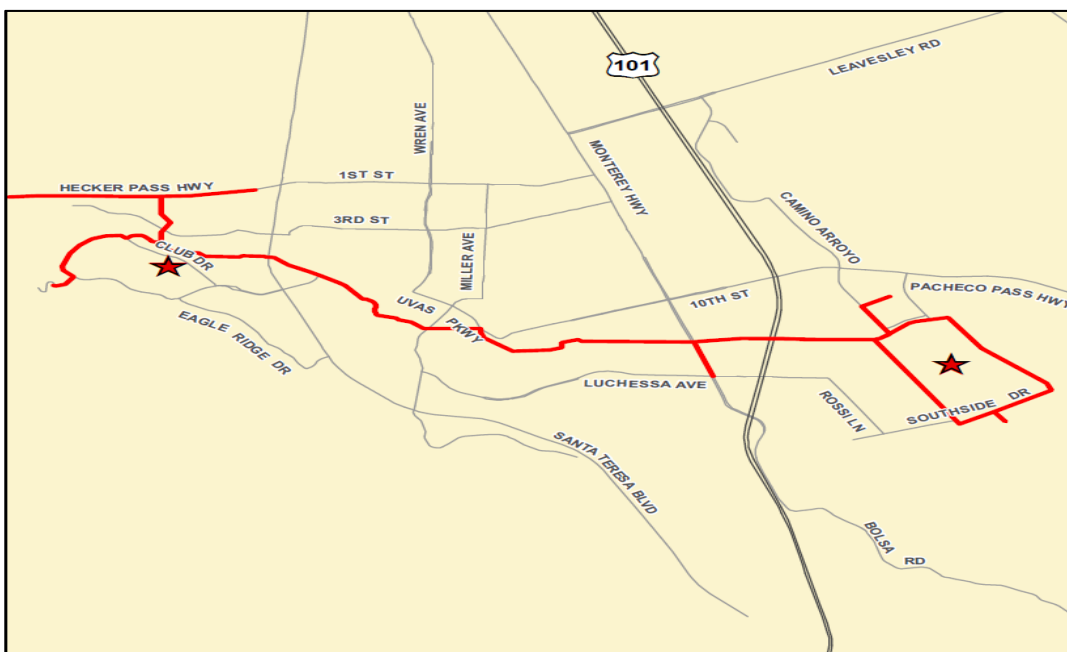
Restricted land access puts recycled water delivery at risk.

PROJECT DESCRIPTION

Valley Water is contractually required to maintain and operate the recycled water pipeline in South County as a part of an agreement with the South County Regional Wastewater Authority (SCRWA). It has been determined that there are insufficient and expired land rights to Valley Water's recycled water pipeline in segments near the Eagle Ridge Golf Course and along Hecker Pass road, which places Valley Water in a precarious legal position. In the event of a pipe failure, Valley Water's rights to legally operate and maintain the recycled water conveyance system may be challenged; thus, our commitment to deliver recycled water to its South County customers is at risk.

Valley Water's ongoing implementation of the SCRWA Recycled Water Master Plan is impetus to affirm the pipeline easements and Valley Water access rights. Delaying resolution of this outstanding issue may cause difficulties in maintaining the pipelines, and will negatively impact our long-term commitment to increase recycled water use in South County.

PROJECT LOCATION



— Project Location
★ Project Location

SCHEDULE & STATUS

July 2020 to June 2025

Phase	Cost	FY 22	FY 23	FY 24	FY 25	FY 26	FY 27	FY 28	FY 29	FY 30	FY 31	FY 32
Plan	868											
Design	6,072											
Construct	-											
Closeout	28											
	6,973											

EXPENDITURE SCHEDULE

(in thousands \$)

	Actuals Thru	Planned Expenditures							Total
Project	FY21	FY22	FY23	FY24	FY25	FY26	FY27	Future	
91094001-Land Rights - South County Recycled Water Pipeline	5	548	3,260	3,160	0	0	0	0	6,973
with inflation	5	548	3,260	3,451	0	0	0	0	7,264

Actuals include project expenditures, and encumbrances.

FUNDING SCHEDULE

(in thousands \$)

	Budget Thru	Adj. Budget	Est. Unspent	Planned Funding Requests						Total
Project	FY21	FY22		FY23	FY24	FY25	FY26	FY27	Future	
91094001-Land Rights - South County Recycled Water Pipeline	203	350	0	3,260	3,451	0	0	0	0	7,264

Adjusted Budget includes adopted budget plus approved budget adjustments.

FUNDING SOURCES

(in thousands \$)

SCVWD Water Utility Enterprise Fund	7,264
Other Funding Sources	0
Total	7,264

OPERATING COST IMPACTS

The completion of this project is not anticipated to increase or decrease annual operating costs, as the project does not significantly alter the existing facilities or modes of operation.

USEFUL LIFE: All land rights obtained will be held in perpetuity.

Project	South County Recycled Water Pipeline
Program	Water Supply – Recycled Water
Project No.	91094007s
Contact	Heath McMahon hcmahon@valleywater.org



Purple recycled water pipe waiting to be laid during construction of the Immediate Term project

PROJECT DESCRIPTION

This project plans, designs, and constructs water recycling systems based on the South County Recycled Water Master Plan (Master Plan) accepted in December 2004, and updated in 2015, to improve system redundancy, reliability, and capacity. The current Master Plan report presents a 20-year capital program for expanding water recycling in South County in three phases; Immediate Term, Short Term, and Long Term:

Completed:

- 91094007 Recycled Water South County Masterplan (2004 Immediate Term) which included design and construction of recycled water storage, pumping, and distribution facilities for agricultural use near the South County Regional Wastewater Authority (SCRWA) treatment plant.
- 91094008 Recycled Water South County Masterplan (2004 Short Term Phase 1A), installation of approximately 3,000 feet of 30-inch and 36-inch pipeline.

Currently Underway:

- 91094009 South County Recycled Water Pipeline (2004 Short Term 1B/2A/1C/2B) will construct an additional 18,500 linear feet of pipeline.
- 91094010 South County Recycled Water Pipeline (2004 Short Term Phase 2) will be completed through cost-sharing opportunities with the City of Gilroy and land developers to construct approximately 3,900 linear feet of 30-inch diameter pipe.
- 91094010 South County Recycled Water Pipeline (2004 Long Term Phase 3) to be completed through cost-sharing opportunities with the land developers through coordination by the City of Gilroy to construct approximately 9,200 linear feet of 24-inch diameter pipe.

PROJECT LOCATION



SCHEDULE & STATUS

January 2012 to June 2024

The schedule chart shows Short-Term Phase 1B and Phase 2 projects only. The Immediate-Term and Short-Term Phase 1A projects are complete.

Phase	Cost
Plan	3,068
Design	11,257
Construct	37,517
Closeout	155
	59,779

FY 22	FY 23	FY 24	FY 25	FY 26	FY 27	FY 28	FY 29	FY 30	FY 31	FY 32

EXPENDITURE SCHEDULE

(in thousands \$)

	Actuals Thru	Planned Expenditures							Total
Project	FY21	FY22	FY23	FY24	FY25	FY26	FY27	Future	
91094007-Recycled Water South County Masterplan - Immediate Term	3,257	0	0	0	0	0	0	0	3,257
with inflation	3,257	0	0	0	0	0	0	0	3,257
91094008-Recycled Water South County Masterplan - Short Term 1A	5,391	0	0	0	0	0	0	0	5,391
with inflation	5,391	0	0	0	0	0	0	0	5,391
91094009-South County Recycled Water Pipeline - Short Term 1B	10,841	15,377	15,936	358	0	0	0	0	42,512
with inflation	10,841	15,774	15,936	425	0	0	0	0	42,976
91094010-South County Recycled Water Pipeline - Short Term 2	7,552	544	523	0	0	0	0	0	8,619
with inflation	7,552	544	523	0	0	0	0	0	8,619
TOTAL	27,041	15,921	16,459	358	0	0	0	0	59,779
with inflation	27,041	16,318	16,459	425	0	0	0	0	60,243

Actuals include project expenditures, and encumbrances.

FUNDING SCHEDULE

(in thousands \$)

	Budget Thru	Adj. Budget	Est. Unspent	Planned Funding Requests						Total
Project	FY21	FY22		FY23	FY24	FY25	FY26	FY27	Future	
91094007-Recycled Water South County Masterplan - Immediate Term	3,257	0	0	0	0	0	0	0	0	3,257
91094008-Recycled Water South County Masterplan - Short Term 1A	5,391	0	0	0	0	0	0	0	0	5,391
91094009-South County Recycled Water Pipeline - Short Term 1B	20,049	15,310	8,744	7,192	425	0	0	0	0	42,976
91094010-South County Recycled Water Pipeline - Short Term 2	8,108	0	12	511	0	0	0	0	0	8,619
TOTAL	36,805	15,310	8,756	7,703	425	0	0	0	0	60,243

Adjusted Budget includes adopted budget plus approved budget adjustments. Funding exceeds planned expenditures by approximately \$280,000. Excess funding will be returned to reserves upon completion of the project.

FUNDING SOURCES

(in thousands \$)

SCVWD Water Utility Enterprise Fund	52,437
South County Regional Wastewater Authority	811
United States Bureau of Reclamation (USBR) ARRA	1,295
United States Bureau of Reclamation (USBR) Title 16	5,700
Total	60,243

OPERATING COST IMPACTS

Estimated Valley Water share of the operating and maintenance costs are \$8,000 per year for the Immediate-Term phase, beginning in FY07 and an additional \$25,000 for the Short-Term Phase 1, beginning in FY19. Increases for Immediate Term are primarily labor costs for operating the new 3mg reservoir and its pump station. Increases for Short Term are labor and materials to maintain the 42,000 feet of new pipeline, exercising valves and cathodic protection.

USEFUL LIFE: Pipelines—50 Years, Pumps—20 Years