



State-Wide Community Transportation Summary

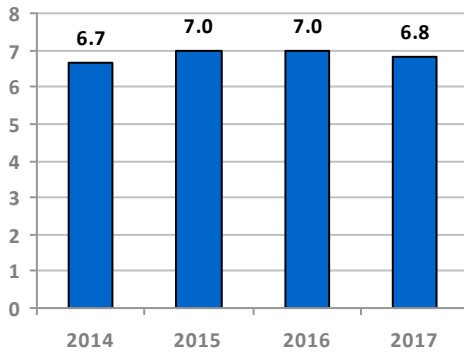
FY 2018 NCDOT Public Transportation Division

Community Transportation Operating and Financial Statistics Report

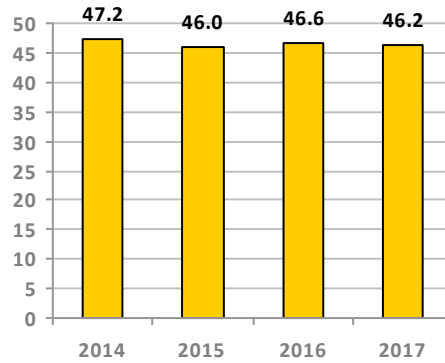
System By Type

Human Service	1
Consolidated Small City-Community	2
Consolidated Urban-Community	4
Regional Community	6
Community	66
Total Community Transportation Systems	79

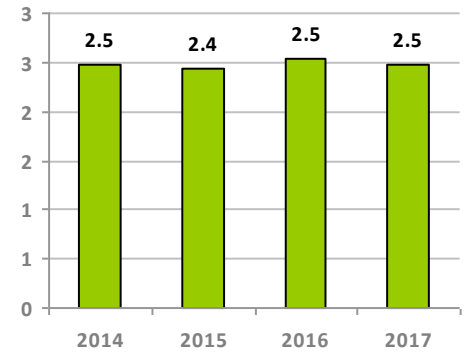
Trips in Millions



Miles in Millions



Hours in Millions



Trips By Funding Type

Efficiency By Mode

Trips Per Mile

Trips Per Hour

Trips by Day Type

MB PT

MB DO

DR PT

DR DO



State-Wide Community Transportation Summary
FY 2018 NCDOT Public Transportation Division
Community Transportation Operating and Financial Statistics Report

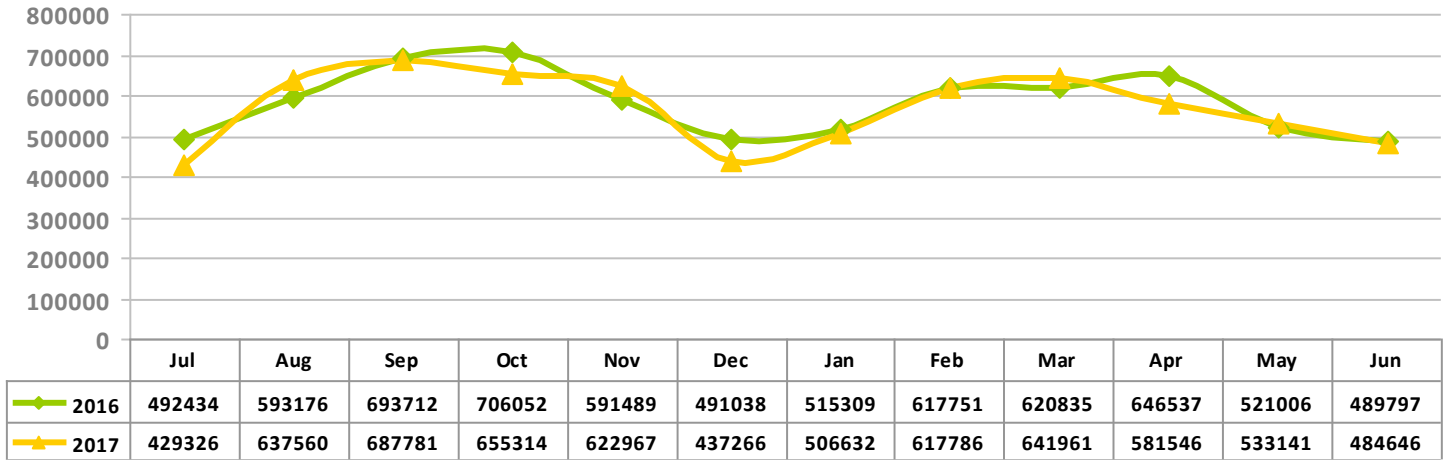
Total Trips



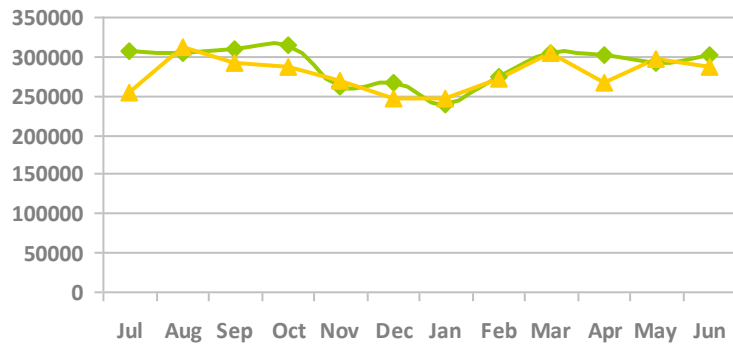
State-Wide Community Transportation Summary

FY 2018 NCDOT Public Transportation Division

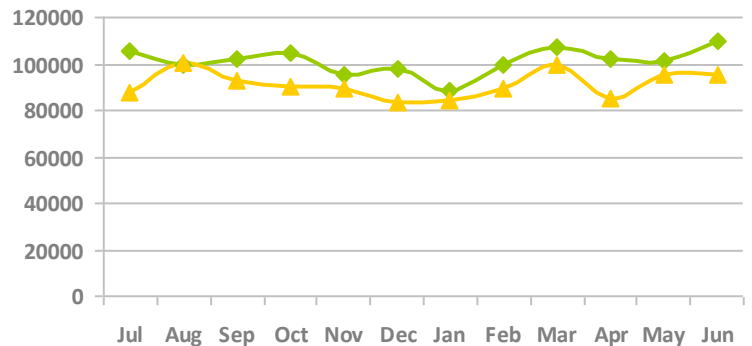
Community Transportation Operating and Financial Statistics Report



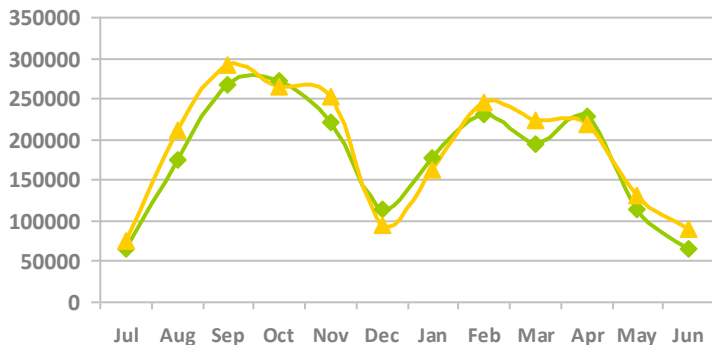
DR DO Trips



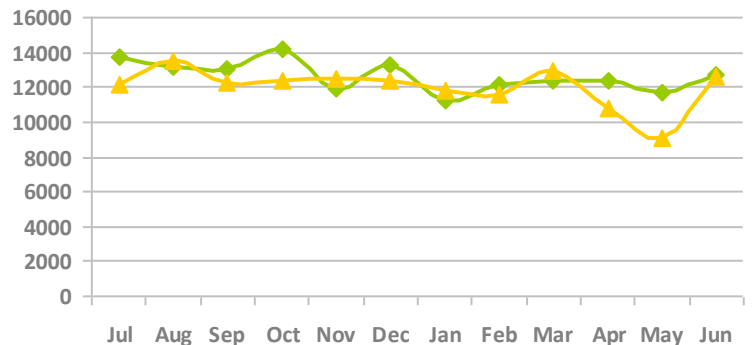
DR PT Trips



MB DO Trips



MB PT Trips





State-Wide Community Transportation Summary

FY 2018 NCDOT Public Transportation Division

Community Transportation Operating and Financial Statistics Report

TRIPS BY DAY OF WEEK

TRIPS BY CONTRACT TYPE

MILES BY MODE

HOURS BY MODE



State-Wide Community Transportation Summary

FY 2018 NCDOT Public Transportation Division

Community Transportation Operating and Financial Statistics Report

MILES PER HOUR BY MODE

TRIPS PER MILE BY MODE

TRIPS PER HOUR BY MODE