
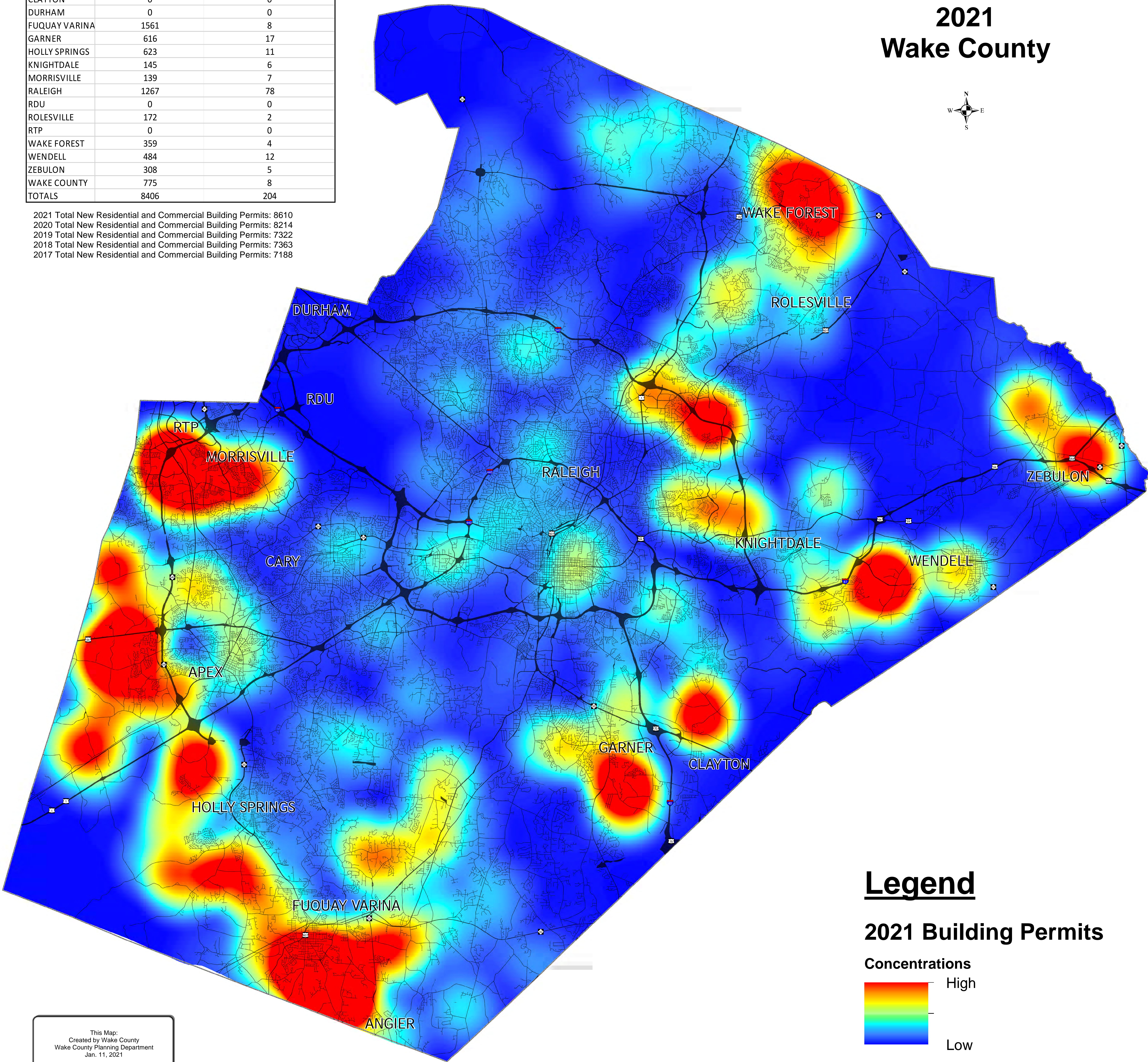


Residential & Commercial Permit Concentrations 2021 Wake County



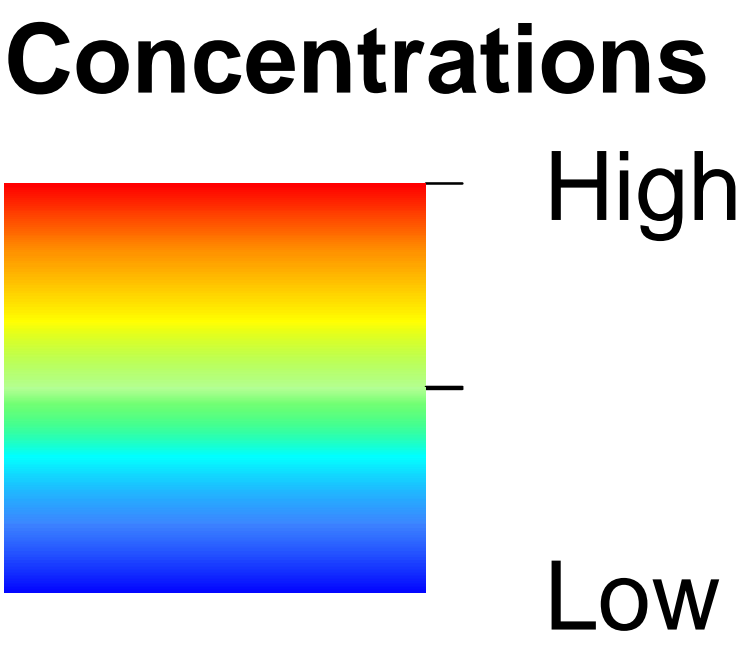
| Jurisdiction | Residential Permits 2021 | Commercial Permits 2021 |
|---------------|--------------------------|-------------------------|
| ANGIER | 47 | 0 |
| APEX | 1052 | 23 |
| CARY | 858 | 23 |
| CLAYTON | 0 | 0 |
| DURHAM | 0 | 0 |
| FUQUAY VARINA | 1561 | 8 |
| GARNER | 616 | 17 |
| HOLLY SPRINGS | 623 | 11 |
| KNIGHTDALE | 145 | 6 |
| MORRISVILLE | 139 | 7 |
| RALEIGH | 1267 | 78 |
| RDU | 0 | 0 |
| ROLESVILLE | 172 | 2 |
| RTP | 0 | 0 |
| WAKE FOREST | 359 | 4 |
| WENDELL | 484 | 12 |
| ZEBULON | 308 | 5 |
| WAKE COUNTY | 775 | 8 |
| TOTALS | 8406 | 204 |

2021 Total New Residential and Commercial Building Permits: 8610
2020 Total New Residential and Commercial Building Permits: 8214
2019 Total New Residential and Commercial Building Permits: 7322
2018 Total New Residential and Commercial Building Permits: 7363
2017 Total New Residential and Commercial Building Permits: 7188



Legend

2021 Building Permits



This Map:
Created by Wake County
Wake County Planning Department
Jan. 11, 2021

Information depicted hereon is for reference
purposes only and is derived from best
available sources. Wake County assumes no
responsibility for errors arising from misuse
of this map.