



WALLACE
PROPERTIES

330 112th Ave NE, Suite 200
Bellevue, WA 98004
425-455-9976
www.wallaceproperties.com

RETAIL FOR LEASE: KENMORE TOWN CENTER

6830 NE Bothell Way - Suite G | Kenmore, WA 98029



KENMORE TOWN CENTER

- LAST REMAINING SPACE -

- Suite G: 1,172 Approximate SF (Former Sport Clips)
- Rental Rate: Call for Rates
- Estimated 2023 NNN's: \$11.13/SF
- Ample Surface Parking, 5+/1,000
- Great end-cap space with direct view to NE Bothell Way HWY
- Anchored by CVS with a prominent tenant mix including Wells Fargo Bank, Domino's, All The Best Pet Care and more!
- Traffic counts: NE Bothell Way HWY - 45,231 CPD



Demographics	1 mile	3 mile	5 mile
2023 Population:	12,683	108,689	360,253
2023 Households:	5,218	42,902	145,842
2023 Average HHI:	\$137,558	\$138,131	\$126,020
2023 Daytime Population:	13,752	108,689	360,253

For more information, please contact:

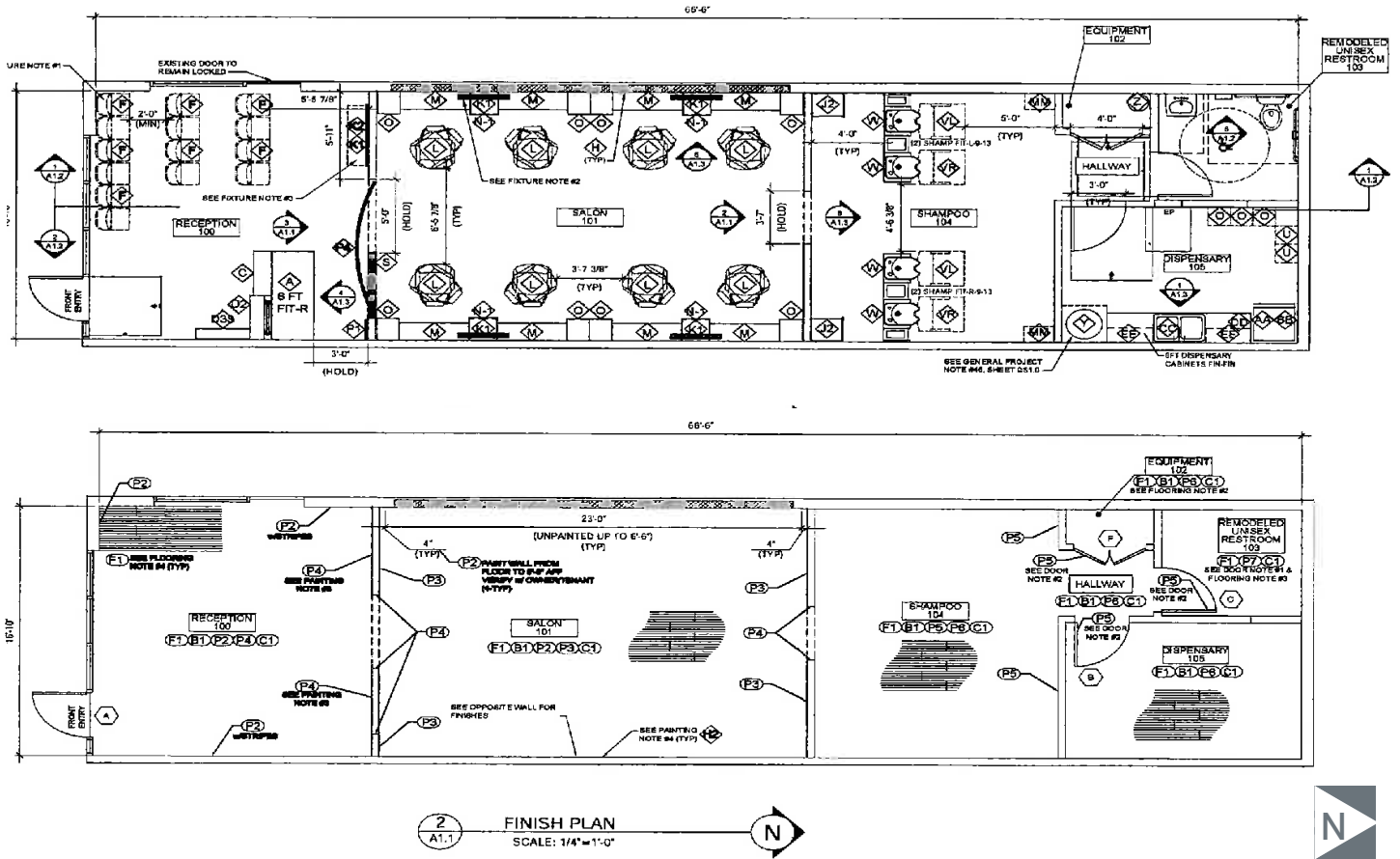
Christine Hanhart
425.233.1875
chanhart@wallaceproperties.com

The information contained herein has been obtained from sources deemed reliable but is not guaranteed.

RETAIL FOR LEASE: KENMORE TOWN CENTER

6830 NE Bothell Way - Suite G | Kenmore, WA 98029

SUITE G FLOOR PLAN:



RETAIL FOR LEASE: KENMORE TOWN CENTER

6830 NE Bothell Way, Suite G | Kenmore, WA 98029

AERIAL MAP:



For more information, please contact:

Christine Hanhart
425.233.1875
chanhart@wallaceproperties.com

RETAIL FOR LEASE: KENMORE TOWN CENTER

6830 NE Bothell Way, Suite G | Kenmore, WA 98029

DEMOGRAPHICS:

CITY, STATE

Kenmore, WA

POPULATION

103,435

AVG. HH SIZE

2.50

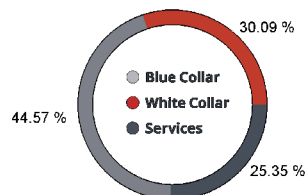
MEDIAN HH INCOME

\$81,604

HOME OWNERSHIP



EMPLOYMENT



52.76 %

Employed

1.88 %

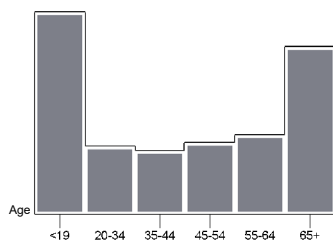
Unemployed

EDUCATION

High School Grad: **18.50 %**
Some College: **24.31 %**
Associates: **8.41 %**
Bachelors: **44.86 %**

GENDER & AGE

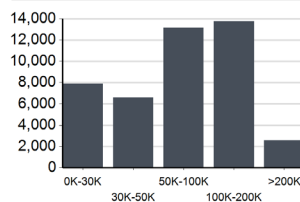
49.34 %  50.66 % 



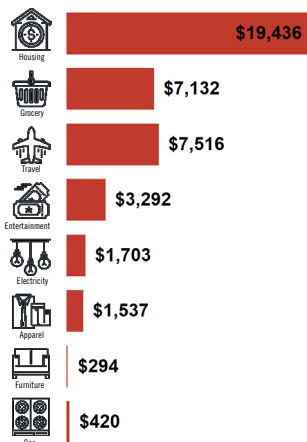
RACE & ETHNICITY

White: **75.66 %**
Asian: **8.08 %**
Native American: **0.24 %**
Pacific Islanders: **0.10 %**
African-American: **1.04 %**
Hispanic: **8.05 %**
Two or More Races: **6.83 %**

INCOME BY HOUSEHOLD



HH SPENDING



For more information, please contact:

Christine Hanhart
425.233.1875
chanhart@wallaceproperties.com